

PARTS MANUAL

ASHLAND 2411-3413E SCRAPER

YEAR MODEL: 2301
VERSION: 1.01

TABLE OF CONTENTS

- 1** Structural Components
- 2** Hydraulic Components
- 3** Hydraulic Cylinders
- 4** Electrical Components
- 5** Decal Layout
- 6** Spiral Wrap
- 7** Cutting Edge Options

2411E
2811E
3013E
3413E

SECTION 1.00

BOLT TORQUE SPECIFICATIONS

Recommended Torque Specifications Unless Otherwise Specified.

STANDARD/PLOW/CARRIAGE BOLTS

BOLT SIZE	THREAD PER INCH	GRADE 2				GRADE 5				GRADE 8			
		DRY		LUBRICATED		DRY		LUBRICATED		DRY		LUBRICATED	
		ft/lbs	Nm	ft/lbs	Nm	ft/lbs	Nm	ft/lbs	Nm	ft/lbs	Nm	ft/lbs	Nm
1/4	20	5.5	7.4	4.1	5.6	9.5	12.9	7.2	9.7	12	16.2	9	12.1
1/4	28	6.3	8.5	4.7	6.4	10.9	14.8	8.2	11.1	14	18.5	10	13.9
5/16	18	11	15.3	8	11.5	20	26.6	15	20.0	25	33.3	18	25.0
5/16	24	13	17.0	9	12.7	22	29.5	16	22.1	27	36.9	20	27.6
3/8	16	20	27.2	15	20.4	35	47.3	26	35.5	44	59.1	33	44.3
3/8	24	23	30.8	17	23.1	40	53.6	30	40.2	49	67.0	37	50.2
7/16	14	32	43.5	24	32.6	56	75.7	42	56.7	70	94.6	52	70.9
7/16	20	36	48.6	27	36.4	62	84.5	47	63.4	78	105.6	58	79.2
1/2	13	49	66.4	37	49.8	85	115.4	64	86.6	106	144.3	80	108.2
1/2	20	55	74.8	41	56.1	96	130.1	72	97.6	120	162.6	90	121.9
5/8	11	97	132.1	73	99.1	170	229.8	127	172.4	212	287.3	159	215.4
5/8	18	110	149.7	83	112.3	192	260.3	144	195.2	240	325.4	180	244.0
3/4	10	173	234.3	130	175.8	301	407.6	225	305.7	376	509.4	282	382.1
3/4	16	193	261.7	145	196.3	336	455.1	252	341.4	420	568.9	315	426.7
7/8	9	243	328.9	182	246.6	485	657.7	364	493.3	606	822.1	455	616.6
7/8	14	267	362.3	200	271.7	534	724.6	401	543.5	668	905.8	501	679.3
1	8	364	493.0	273	369.7	636	862.7	477	647.0	909	1232.4	682	924.3
1	12	398	539.3	298	404.5	696	943.9	522	707.9	995	1348.4	746	1011.3
1 1/4	7	727	985.3	545	739.0	1272	1724.3	954	1293.3	1817	2463.4	1363	1847.5
1 1/4	12	805	1091.1	604	818.3	1408	1909.4	1056	1432.1	2012	2727.7	1509	2045.8
1 1/2	6	1265	1714.4	948	1285.8	2213	3000.3	1660	2250.2	3161	4286.1	2371	3214.6
1 1/2	12	1423	1929.2	1067	1446.9	2490	3376.1	1868	2532.1	3557	4823.0	2668	3617.2
2	4.5	3000	4067.5	2250	3050.6	5250	7118.0	3938	5338.5	7500	10168.6	5625	7626.5
2	8	3324	4506.7	2493	3380.1	3878	5257.9	2909	3943.4	8310	11266.8	6233	8450.1

SOCKET HEAD BOLTS

BOLT SIZE	THREAD PER INCH	GRADE 8			
		DRY		LUBRICATED	
		ft/lbs	Nm	ft/lbs	Nm
1/4	20	14	19.0	10	13.6
1/4	28	16	21.7	12	16.3
5/16	18	29	39.3	22	29.8
5/16	24	32	43.4	24	32.5
3/8	16	51	69.1	28	38.0
3/8	24	58	78.6	43	58.3
7/16	14	81	109.8	61	82.7
7/16	20	91	123.4	68	92.2
1/2	13	124	168.1	93	126.1
1/2	20	140	189.8	105	142.4
5/8	11	238	322.7	179	242.7
5/8	18	270	366.1	202	273.9
3/4	10	423	573.5	317	429.8
3/4	16	472	639.9	354	480.0

LAG BOLTS

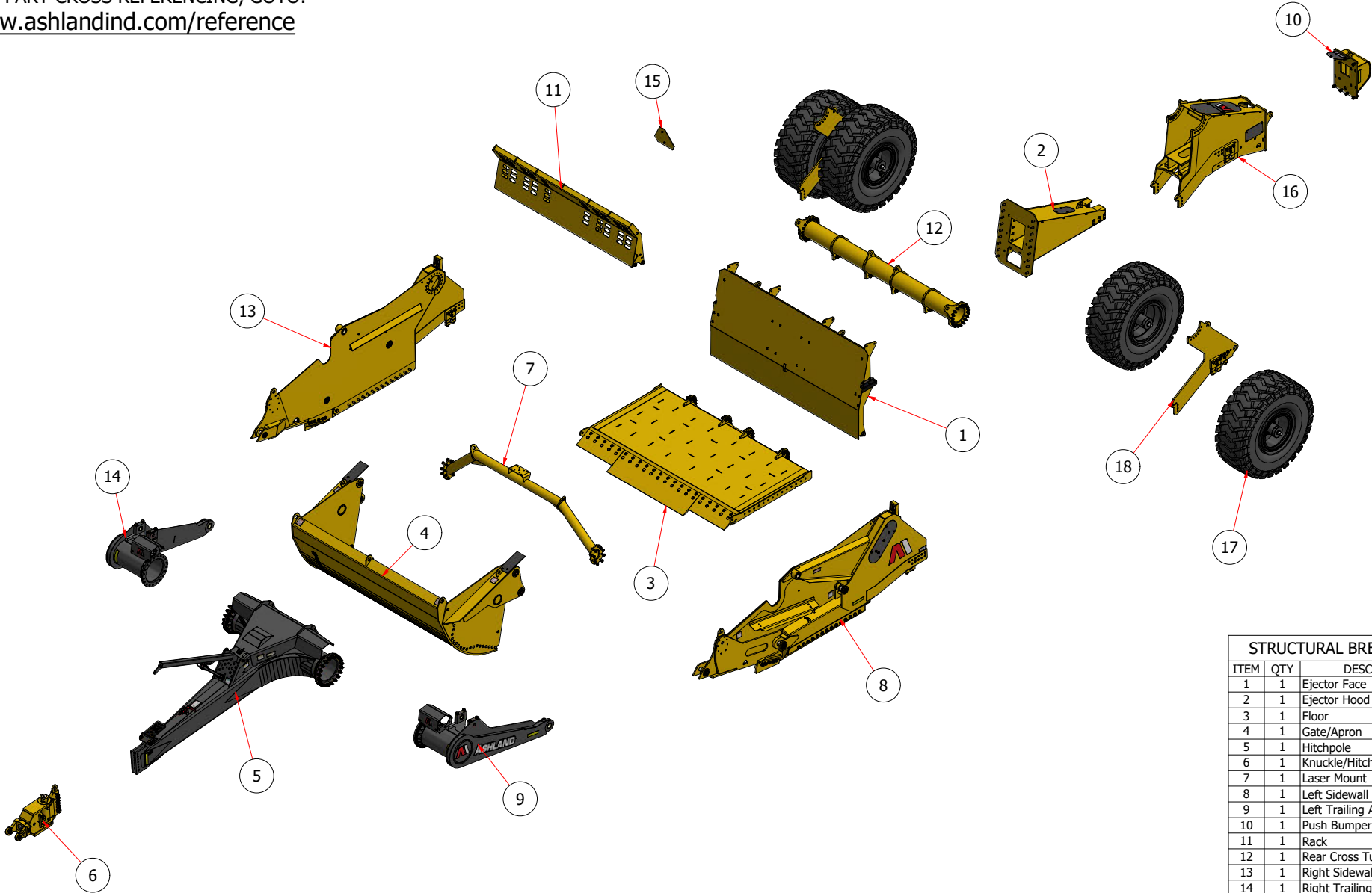
BOLT SIZE	THREAD PER INCH	GRADE 2	
		DRY	
		ft/lbs	Nm
5/8	5	50	67.8

SECTION 1.00

STRUCTURAL

2301 2411-3413 BREAKDOWN

FOR PART CROSS REFERENCING, GOTO:
www.ashlandind.com/reference



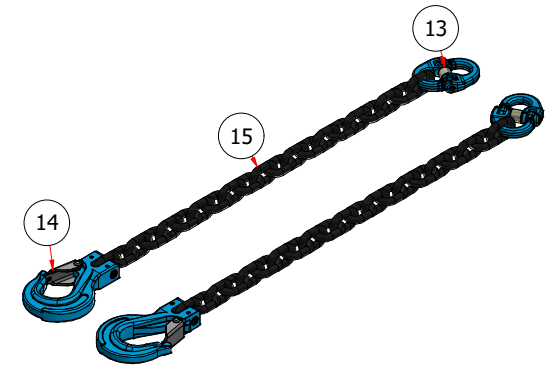
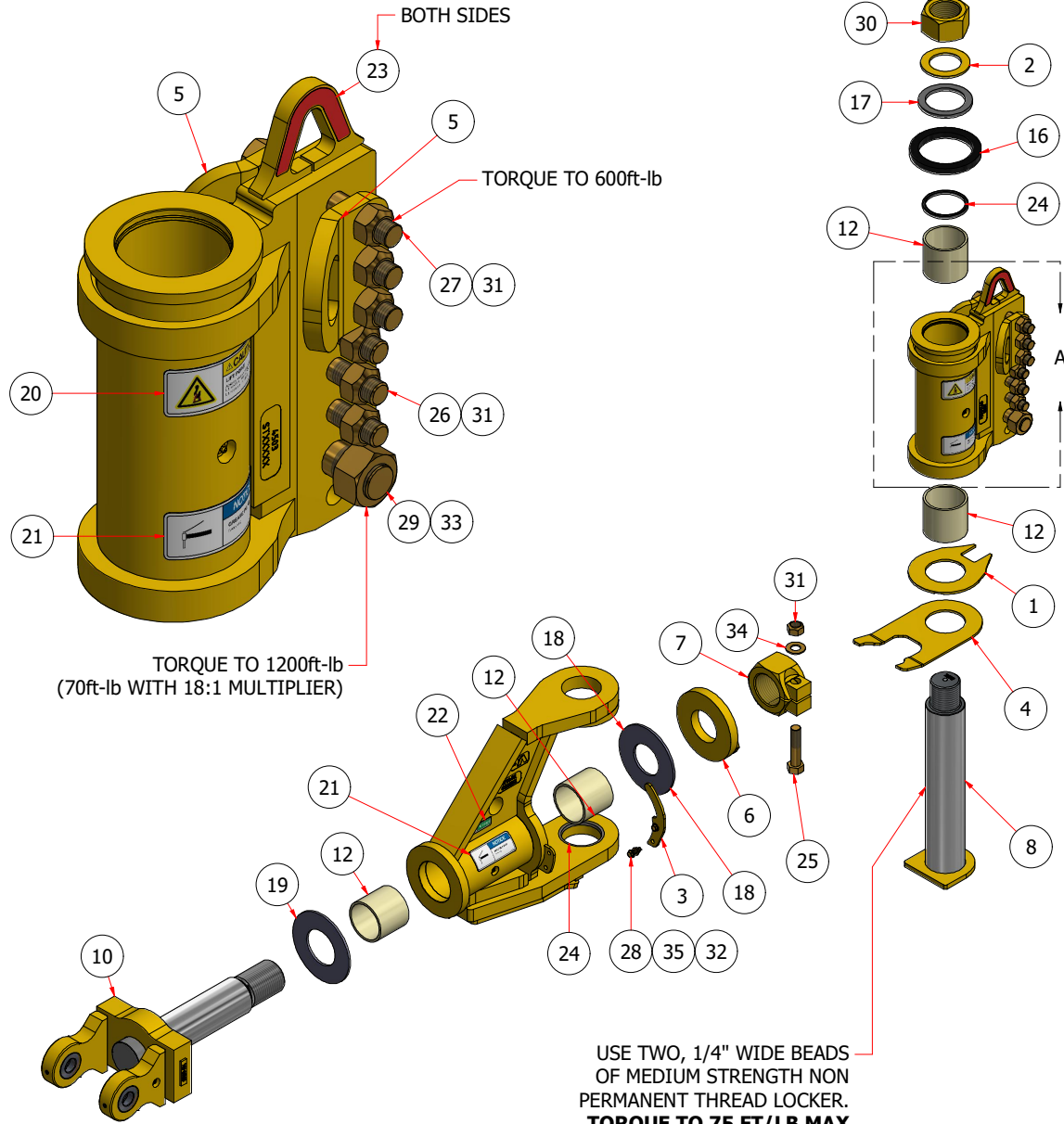
SHOWING OVERALL SCRAPER COMPONENTS.
 BE SURE TO REFERENCE YOUR MODEL SPECIFIC ASSEMBLY.

STRUCTURAL BREAKDOWN		
ITEM	QTY	DESCRIPTION
1	1	Ejector Face
2	1	Ejector Hood
3	1	Floor
4	1	Gate/Apron
5	1	Hitchpole
6	1	Knuckle/Hitch
7	1	Laser Mount
8	1	Left Sidewall
9	1	Left Trailing Arm
10	1	Push Bumper Kit
11	1	Rack
12	1	Rear Cross Tube
13	1	Right Sidewall
14	1	Right Trailing Arm
15	1	SMV Sign Kit
16	1	Tail
17	4	Tire & Rim
18	2	Wheel Truss

SECTION 1.01

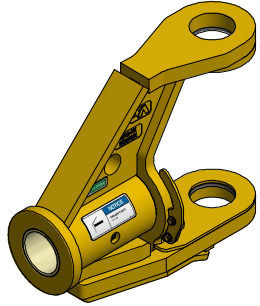
STRUCTURAL

2301 3411-3413 KNUCKLE/HITCH
(311100035-R1 Kit)




ASHLAND KNUCKLE COMPONENTS				
ITEM	QTY	PART NUMBER	REV	DESCRIPTION
1	1	101000106_cm_K	1	Grease_Thrust_Washer_Vertical .pin
2	1	101001956_c_K-CY	0	Washer_knuckle_vert.pin
3	2	101009913_c_K-CY	0	Knuckle, Chain Keeper
4	1	101009914_cb_K-CY	0	Knuckle, Thrust Washer
5	2	101010052_cvb_H-CY	2	Knuckle_Safety Chain Ear
6	1	301000053_w_K-CY	0	Washer 3 1/2" Squeeze Nut
7	1	301000054_wms_K-CY	1	Thrust Nut (Knuckle)
8	1	301002676_w_K-CY	0	Pin Vertical_4" (PG shaft induction hardend)
67	1	301002711_wm_K-CY	7	Knuckle, Sub-weldment
10	1	301003258_w_K-CY	3	Yoke, Ashland UNC
11	1	301004503_wm-CY	1	Vertical Bushing Weldment
12	4	404000009	0	Comp Bushing 4.00" ID x 4.50" OD x 4.00"
13	2	405500014	0	5/8" Grade 100 Coupling Link
14	2	405500015	0	5/8" Grade 100 Clevis Sling Hook
15	2	405500032	0	Chain Grade 100 5/8" 21 Links
16	1	409000021	0	Seal .75"-7.25" OD-5.50" ID
17	1	409000022	0	Seal .375"- 5.50" OD- 4.06" ID
18	1	409000034	0	Thrust Washer .25"- 7.75" OD - 3.50" ID
19	1	409000100	1	Thrust Washer 0.250" x 8.00" OD x 4.063" ID
20	1	411000041	2	Decal - Caution Lift Point
21	2	411000046	2	Decal - Notice Grease Daily
22	1	411000102	1	Decal - Safety Tie Down
23	2	411000206	0	Decal - Lift Hook Highlight, Knuckle
24	2	422000003	0	Seal 4" Pin
25	1	BLT8C_1x4_1-2	0	Bolt Gr. 8 UNC 1" x 4-1/2"
26	3	BLT8C_1x5_1-2	0	Bolt Gr. 8 UNC 1" x 5-1/2"
27	3	BLT8C_1x7	0	Bolt Gr. 8 UNC 1" x 7"
28	4	BLT8C_3-8x1_1-4	0	Bolt Gr. 8 UNC 3/8" x 1-1/4"
29	1	BLT8F_1_1-2x5_1-2	0	Bolt Gr. 8 UNF 1-1/2" x 5-1/2"
30	1	NUT2C_3_m_N-CY	0	Nut Gr. 2 UNC 3" Machined and Painted
31	7	NUT8C_1_STL	0	Nut Gr. 8 UNC 1" Stover Lock
32	4	NUT8C_3-8_STL	0	Nut Gr. 8 UNC 3/8" Stover Lock
33	1	NUT8F_1_1-2	0	Nut Gr. 8 UNF 1-1/2"
34	1	WSH8_1_STR	0	Washer Gr. 8 - 1" Structural
35	8	WSH8_3-8_STR	0	Washer Gr. 8 - 3/8" Structural

SECTION 1.01 KITS

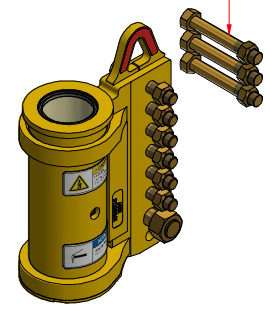


301100100-R3 Kit	
QTY	DESCRIPTION
4	Bolt Gr. 8 UNC 3/8" x 1-1/4"
2	Comp Bushing 4.00" ID x 4.50" OD x 4.00"
1	Decal - Notice Grease Daily
1	Decal - Safety Tie Down
1	Knuckle Frame
2	Knuckle, Chain Keeper
1	Knuckle, Thrust Washer
4	Nut Gr. 8 UNC 3/8" Stover Lock
1	Seal .375"- 5.50" OD- 4.06" ID
1	Seal .75"-7.25" OD-5.50" ID
1	Seal 4" Pin
8	Washer Gr. 8 - 3/8" Structural

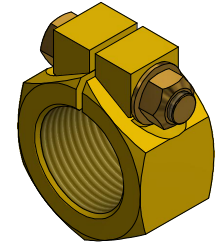


301100103 Kit	
QTY	DESCRIPTION
1	Nut Gr. 2 UNC 3" Machined and Painted
1	Pin Vertical_4" (PG shaft induction hardend)
1	Washer_knuckle_vert.pin


IF YOU HAVE SAFETY CHAINS,
USE LONGER INCLUDED BOLTS.



301100104-R4 Kit	
QTY	DESCRIPTION
6	Bolt Gr. 8 UNC 1" x 5-1/2"
3	Bolt Gr. 8 UNC 1" x 7"
1	Bolt Gr. 8 UNF 1-1/2" x 5-1/2"
2	Comp Bushing 4.00" ID x 4.50" OD x 4.00"
1	Decal - Caution Lift Point
2	Decal - Lift Hook Highlight, Knuckle
1	Decal - Notice Grease Daily
1	Grease_Thrust_Washer_Vertical .pin
9	Nut Gr. 8 UNC 1" Stover Lock
1	Nut Gr. 8 UNF 1-1/2"
1	Seal 4" Pin
1	Vertical Bushing Weldment



301100248 Kit	
QTY	DESCRIPTION
1	Bolt Gr. 8 UNC 1" x 4-1/2"
1	Nut Gr. 8 UNC 1" Stover Lock
1	Thrust Nut (Knuckle)
1	Washer Gr. 8 - 1" Structural



21 LINK SAFETY CHAINS

301100268-R1 Kit	
QTY	DESCRIPTION
2	5/8" Grade 100 Clevis Sling Hook
2	5/8" Grade 100 Coupling Link
3	Bolt Gr. 8 UNC 1" x 7"
2	Chain Grade 100 5/8" 21 Links
2	Knuckle_Safety Chain Ear
3	Nut Gr. 8 UNC 1" Stover Lock

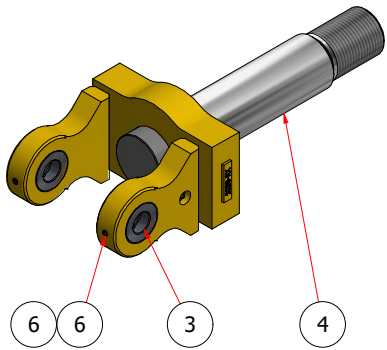


24 LINK SAFETY CHAINS

301100260-R2 Kit	
QTY	DESCRIPTION
2	5/8" Grade 100 Clevis Sling Hook
2	5/8" Grade 100 Coupling Link
3	Bolt Gr. 8 UNC 1" x 7"
2	Chain Grade 100 5/8" 24 Links
2	Knuckle_Safety Chain Ear
3	Nut Gr. 8 UNC 1" Stover Lock

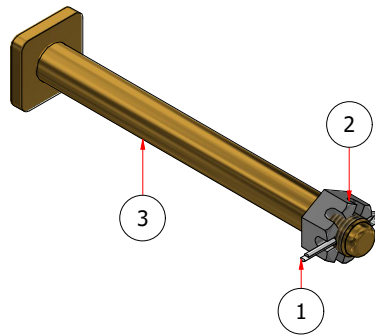
SECTION 1.01 KITS

ASHLAND YOKE

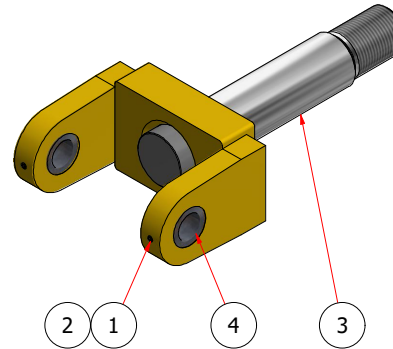


Pin Not Included, Sold Separately

STANDARD 1.5" PIN

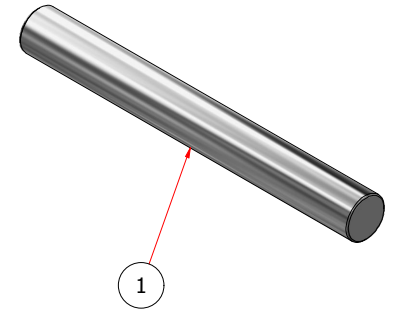


K-TEC



Pin Not Included, Sold Separately

Pin for K-Tec Yoke (ONLY USED WITH K-TEC DRAWBARS)



301003258-R2

ITEM	QTY	PART NUMBER	REV	DESCRIPTION
4	1	201004500_sm_K	3	Shaft for AI Spaced K-Tec Yoke
3	2	211000217_smh_K	0	Yoke, Bushing 1.5" ID 3" OD
6	4	405000121	0	SSS CN 1/2-13 UNC x 5/8"

311100010 Kit

ITEM	QTY	PART NUMBER	REV	DESCRIPTION
1	1	405000002	0	Cotter Pin 1/4" x 3"
2	1	NUT5C_1_1-2 CSTL	0	Nut Gr. 5 UNF 1-1/2" Castle
3	1	311000171_w_PIN	0	PIN ASSY, HITCH 4-EAR

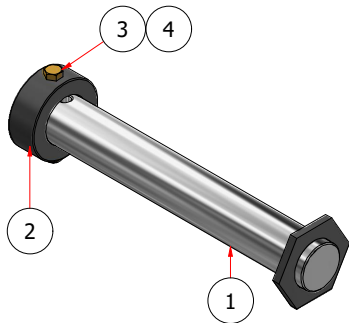
301004500-R2

ITEM	QTY	PART NUMBER	REV	DESCRIPTION
1	2	405000121	0	SSS CN 1/2-13 UNC x 5/8"
2	2	405000122	0	SetScrew 1/2-13 UNC x 3/4" L
3	1	201004500_sm_K	3	Shaft_knuckle longitudinal
4	2	201004041_smh_K	0	Yoke, K-Tec Bushing

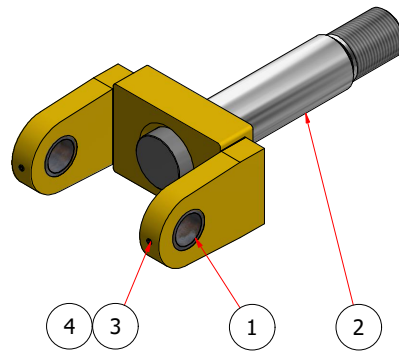
205001668

ITEM	QTY	PART NUMBER	REV	DESCRIPTION
1	1	205001668_s	1	Pin K-Tec Yoke 2" x 17.25"

HITCH PIN, JD 60MM

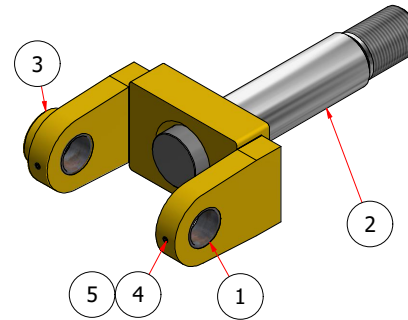


JD 60mm



Pin Not Included, Supplied By Customer

JD 65mm



Pin Not Included, Supplied By Customer

301100222 Kit

ITEM	QTY	PART NUMBER	REV	DESCRIPTION
1	1	311000465_w_PIN	0	WELDMENT, HITCH PIN
2	1	211000072_sm-CG	0	KEEPER, PIN
3	1	BLT8C_1-2x4_1-2	0	Bolt Gr. 8 UNC 1/2" x 4-1/2"
4	1	NUT8C_1-2_STL	0	Nut Gr. 8 UNC 1/2" Stover Lock

301003261-R1

ITEM	QTY	PART NUMBER	REV	DESCRIPTION
1	2	201001950_smh3K	2	Yoke, JD 60mm Bushings
2	1	201004500_sm_K	3	Shaft_knuckle longitudinal
3	2	405000121	0	SSS CN 1/2-13 UNC x 5/8"
4	2	405000122	0	SetScrew 1/2-13 UNC x 3/4" L

ITEM	QTY	PART NUMBER	REV	DESCRIPTION
1	2	201001939_smh3K	2	Yoke, JD 65mm Bushings
2	1	201004500_sm_K	3	Shaft_knuckle longitudinal
3	1	205050002_sm-CY	1	J.D 65mm pin spacer
4	2	405000121	0	SSS CN 1/2-13 UNC x 5/8"
5	2	405000122	0	SetScrew 1/2-13 UNC x 3/4" L

Pin Not Included, Supplied By Customer

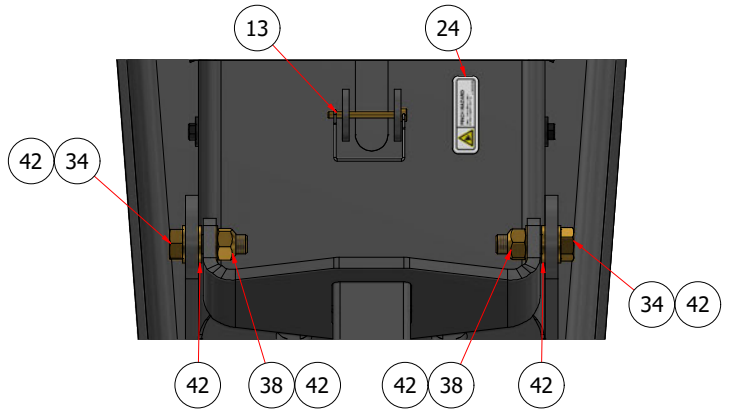
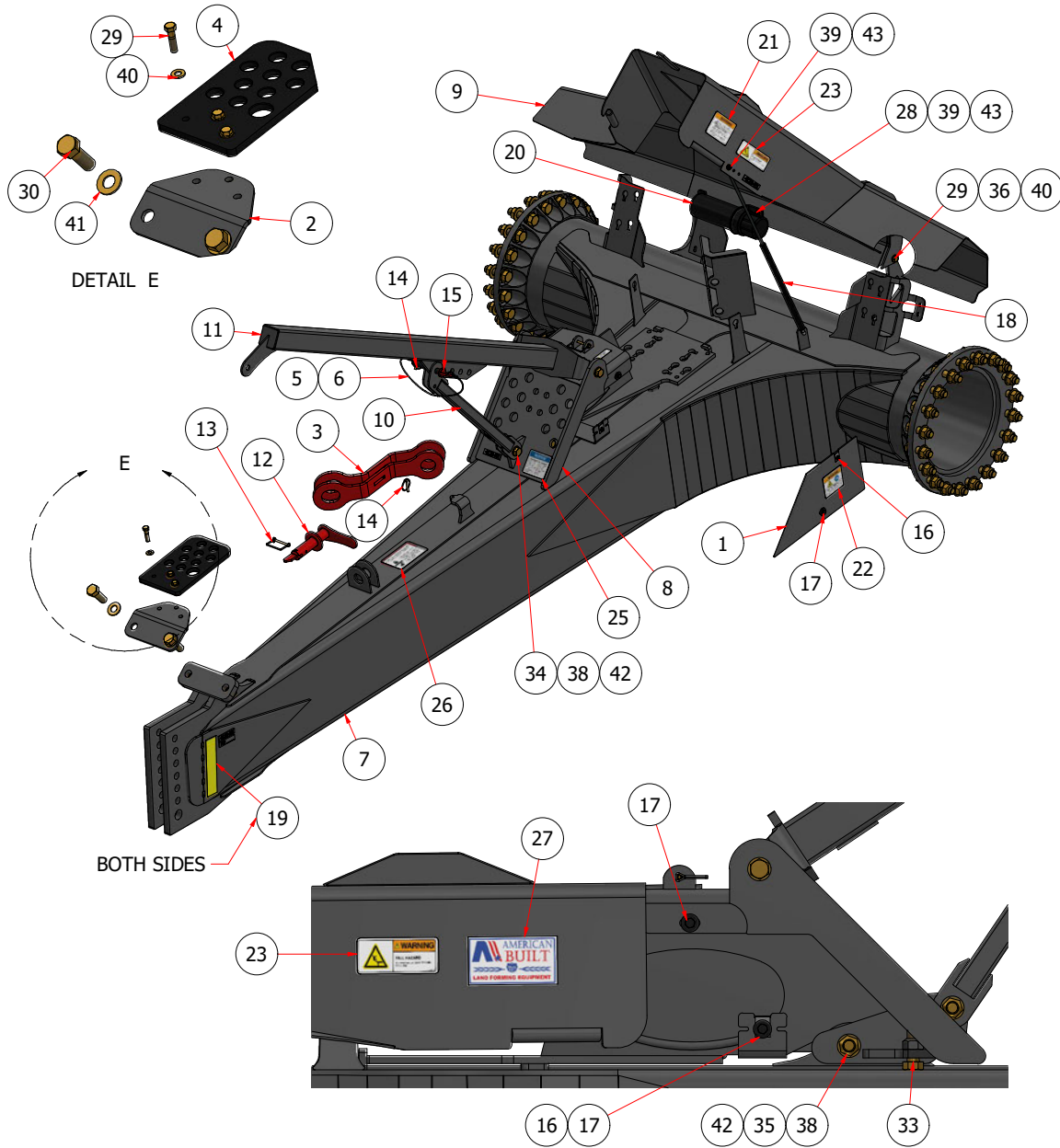
301003259

ITEM	QTY	PART NUMBER	REV	DESCRIPTION
1	2	201002114_smh_K	1	HT Wear Bushing Eject Yoke
2	1	201004500_sm_K	3	Shaft_knuckle longitudinal

SECTION 1.02

STRUCTURAL

2301 2411-3413 HITCHPOLE
(301004119-R1_A_H)

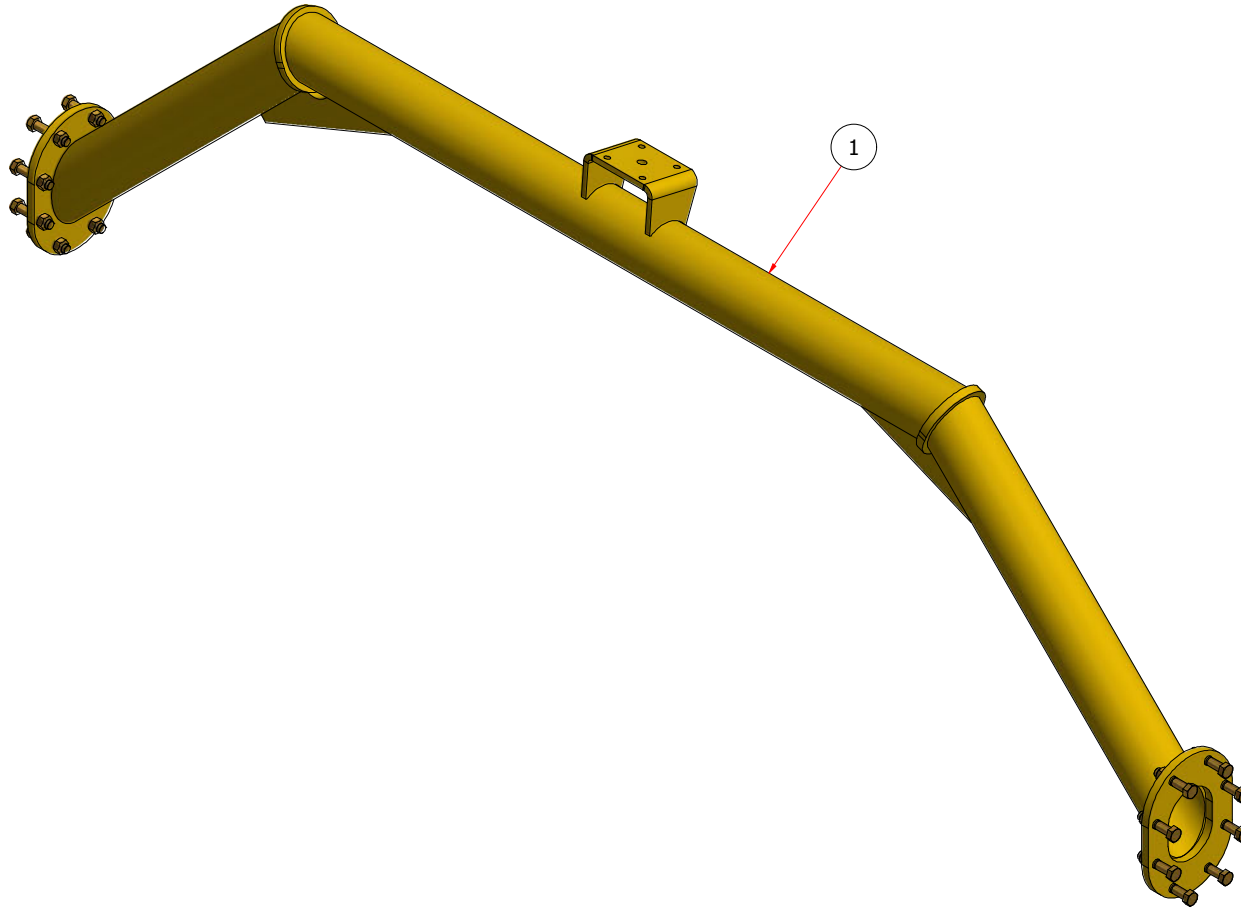


HITCHPOLE COMPONENTS					
ITEM	QTY	K-TEC P.N.	ASHLAND P.N.	REV	DESCRIPTION
1	2	101010072_c_H-CG		0	Hitchpole - Hyd Cover
2	1	101010073_cb-CG		0	Hose Storage bracket
3	2	111000962_cb-SR	504985	0	LIFT DOG BONE, K-TEC FS
4	1	201000042_sm_H		1	Hyd Hose Holder Pad
5	2	2011 Cable Crimp 0125		0	Cable Crimp 1/8"
6	1	2011 Cable_0125_0240		0	Cable 1/8" x 24"
7	1	301004119_w_H-CG		1	2411-3413 - SS Hitchpole
8	1	301004120_w_H-CG		1	Cover Asm_Hyd for common pole
9	1	301004122_w_H-CG		0	Hitchpole - Hyd Valve Cover
10	1	301004123_w_H-CG		0	Hose Hanger Brace
11	1	301004124_w_H-CG		0	Hyd Hose Stand - Hanger
12	1	311000220_a_PIN	600121	1	Lock Pin, Apron Non
13	2	405000012	A125006	0	Square Pin Snapper SQR, 1/4" (2.5" Useable)
14	2	405000024	90170A212	0	Pin Lynch, 1/4" (1.25" Useable)
15	1	405000032		0	3/4" x 4 1/2" Hitch Pin
16	4	405000041		0	Extruded U Nut, 3/8"-16
17	4	405000101		0	3/8-16 x 1-1/2 Hex Head Body Bolt
18	1	405220003		0	150lb gas spring
19	2	411000004		0	Decal - Reflective Tape, Yellow
20	1	411000029		0	Manual Holder
21	1	411000036		1	Decal - Warning Runaway Tractor
22	2	411000040		2	Decal - Warning High-Pressure Hyd
23	2	411000064		2	Decal - Warning Fall Hazard
24	1	411000097		1	Decal - Warning TH Pinch Small
25	1	411000207		0	Decal - Notice Color Code
26	1	411000272	ADS-00047	0	Decal - Transport Lock
27	1	411000277	ADS-00069	0	Decal - American Built
28	3	BLT5C_5-16x3-4_CRG		0	Bolt Gr. 5 UNC 5/16" x 3/4" Carriage
29	5	BLT8C_1-2x2		0	Bolt Gr. 8 UNC 1/2" x 2"
30	2	BLT8C_1x3		0	Bolt Gr. 8 UNC 1" x 3"
31	36	BLT8C_1x3_1-2		0	Bolt Gr. 8 UNC 1" x 3-1/2"
32	4	BLT8C_1x4		0	Bolt Gr. 8 UNC 1" x 4"
33	2	BLT8C_3-4x2		0	Bolt Gr. 8 UNC 3/4" x 2"
34	3	BLT8C_3-4x2_1-2		0	Bolt Gr. 8 UNC 3/4" x 2-1/2"
35	1	BLT8C_3-4x3		0	Bolt Gr. 8 UNC 3/4" x 3"
36	5	NUT8C_1-2_STL		0	Nut Gr. 8 UNC 1/2" Stover Lock
37	42	NUT8C_1_STL		0	Nut Gr. 8 UNC 1" Stover Lock
38	4	NUT8C_3-4_STL		0	Nut Gr. 8 UNC 3/4" Stover Lock
39	5	NUT8C_5-16_STL		0	Nut Gr. 8 UNC 5/16" Stover Lock
40	10	WSH8_1-2_STR		0	Washer Gr. 8 - 1/2" Structural
41	84	WSH8_1_STR		0	Washer Gr. 8 - 1" Structural
42	10	WSH8_3-4_STR		0	Washer Gr. 8 - 3/4" Structural
43	5	WSH8_5-16_STR		0	Washer Gr. 8 - 5/16" Structural

SECTION 1.03

STRUCTURAL

2301 2411/2811 LASER MOUNT
(311000274-R1_A_L)

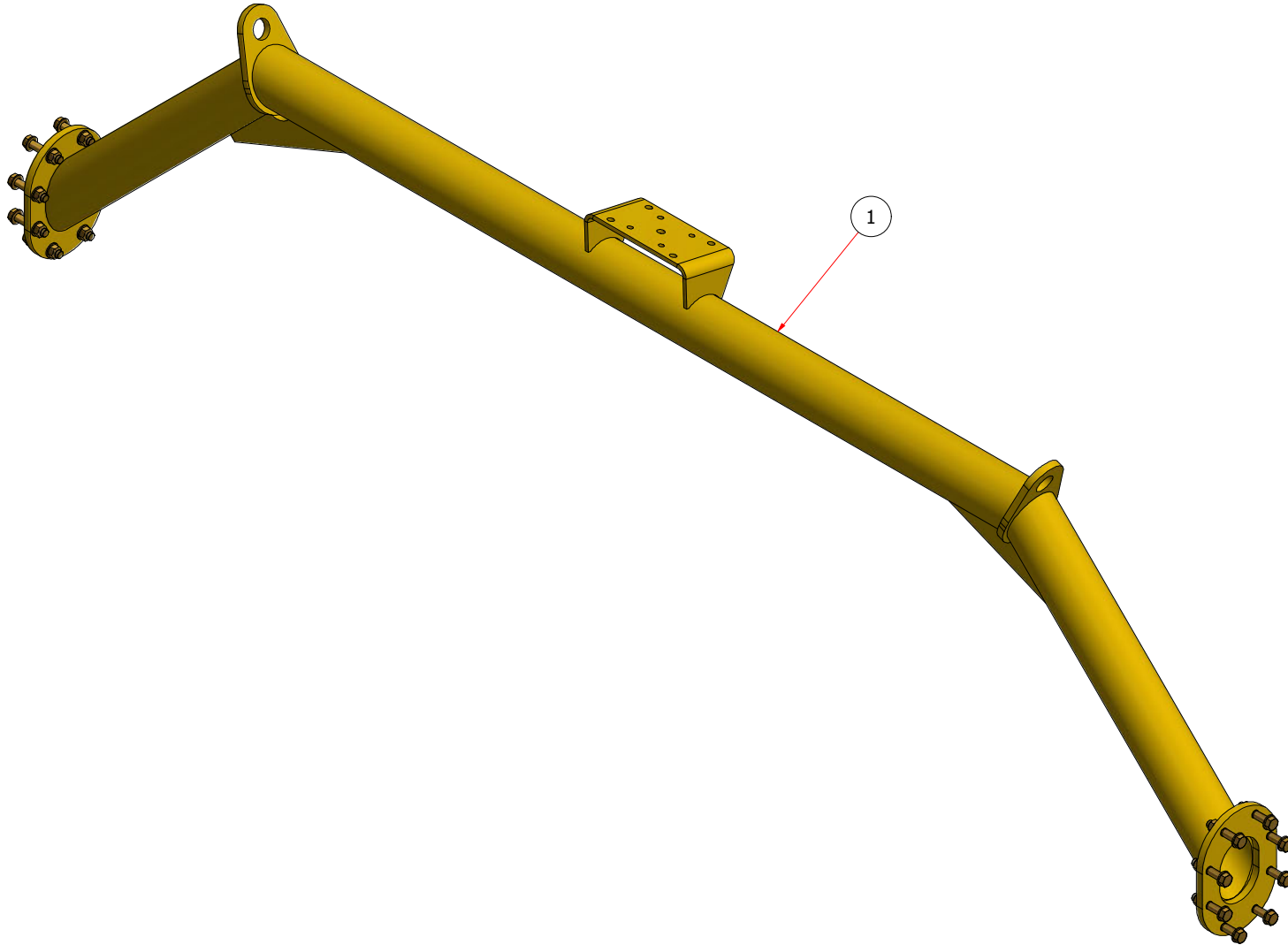


LASER MOUNT COMPONENTS					
ITEM	QTY	K-TEC P.N.	ASHLAND P.N.	REV	DESCRIPTION
1	1	311000274_w_L-CY	601461	1	FRONT CROSS BAR, 2411/2811
2	16	BLT8C_3-4x3_1-2		0	Bolt Gr. 8 UNC 3/4" x 3-1/2"
3	16	NUT8C_3-4_STL		0	Nut Gr. 8 UNC 3/4" Stover Lock

SECTION 1.03

STRUCTURAL

2301 3013/3413 LASER MOUNT
(311000379-R1_A_L)

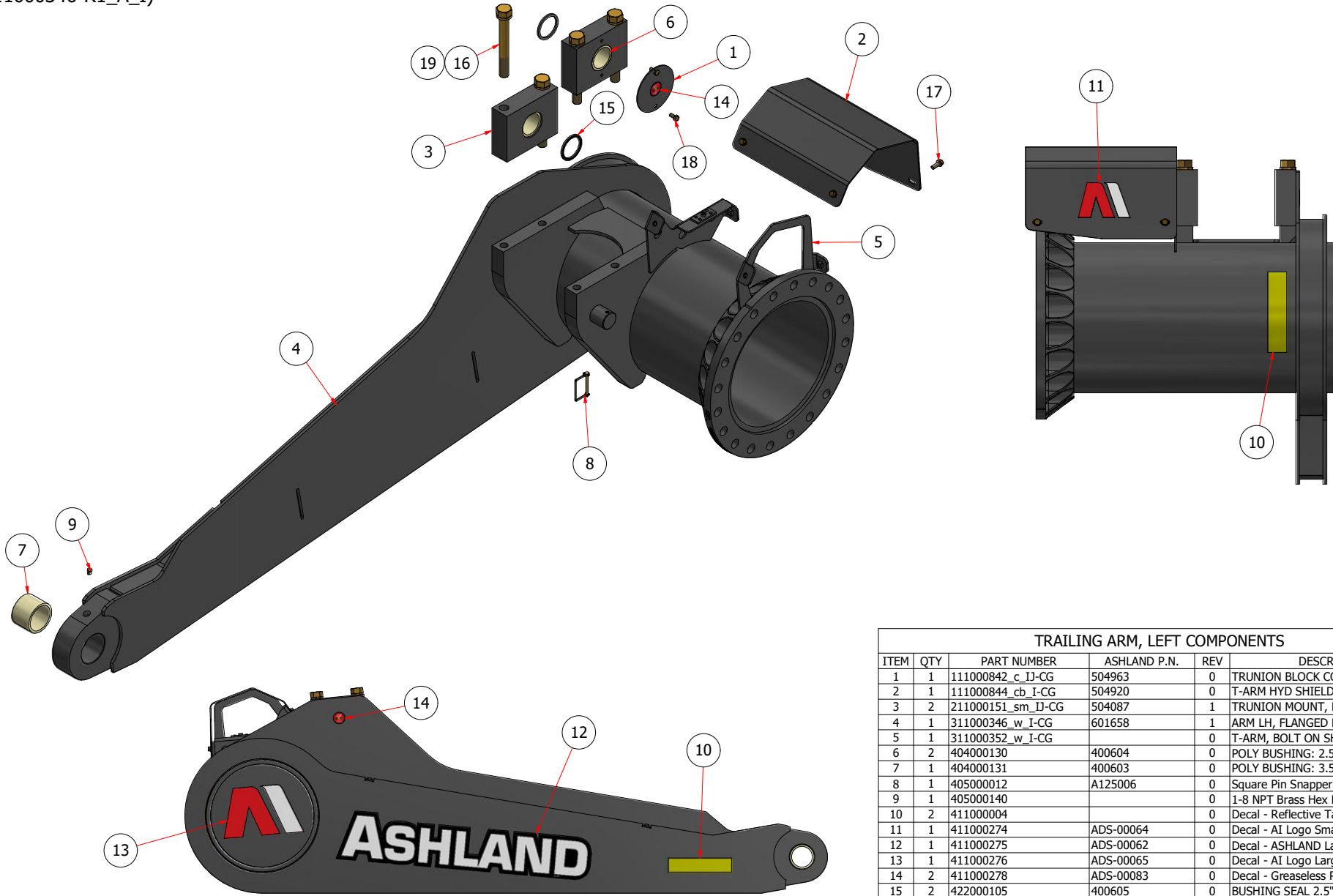


LASER MOUNT COMPONENTS					
ITEM	QTY	K-TEC P.N.	ASHLAND P.N.	REV	DESCRIPTION
1	1	311000379_w_L-CY	601364	1	FRONT CROSS BAR, 3013/3413
2	16	BLT8C_3-4x3_3-4		0	Bolt Gr. 8 UNC 3/4" x 3-3/4"
3	16	NUT8C_3-4_STL		0	Nut Gr. 8 UNC 3/4" Stover Lock
4	32	WSH8_3-4_STR		0	Washer Gr. 8 - 3/4" Structural

SECTION 1.04

STRUCTURAL

2301 2411/2811 TRAILING ARM, LEFT
(311000346-R1_A_I)



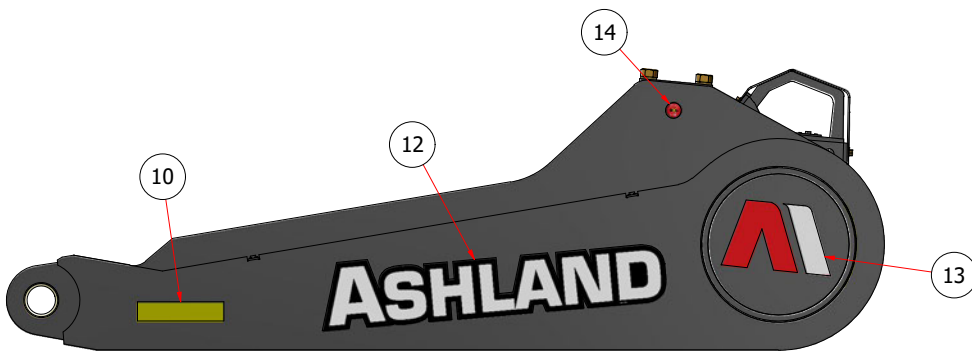
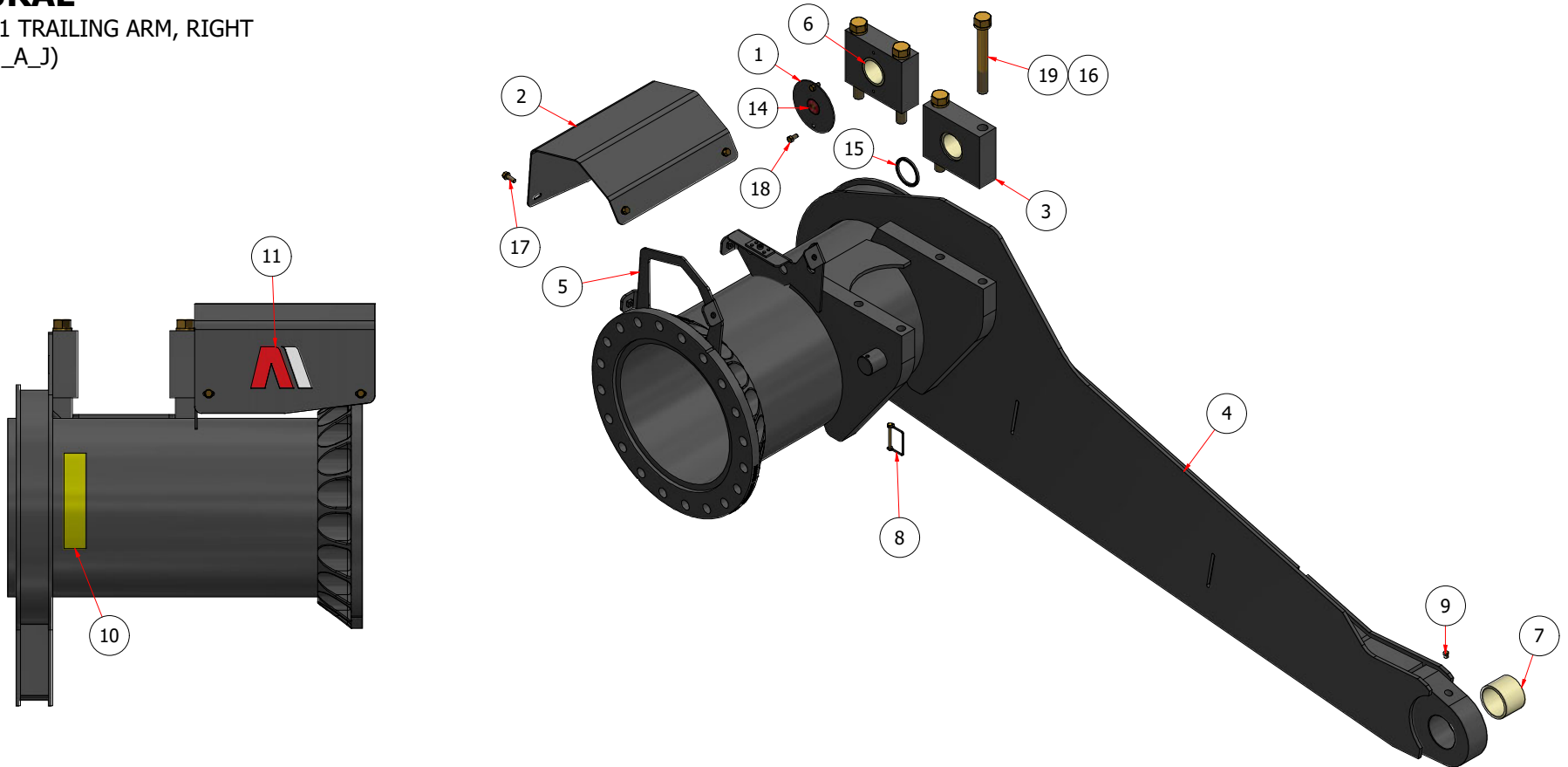
TRAILING ARM, LEFT COMPONENTS

ITEM	QTY	PART NUMBER	ASHLAND P.N.	REV	DESCRIPTION
1	1	111000842_c_IJ-CG	504963	0	TRUNION BLOCK COVER
2	1	111000844_cb_I-CG	504920	0	T-ARM HYD SHIELD, LH
3	2	211000151_sm_IJ-CG	504087	1	TRUNION MOUNT, FRONT SECTION
4	1	311000346_w_I-CG	601658	1	ARM LH, FLANGED FS
5	1	311000352_w_I-CG		0	T-ARM, BOLT ON SHIELD MOUNT, LH
6	2	404000130	400604	0	POLY BUSHING: 2.5" X 3" X 2.0625"
7	1	404000131	400603	0	POLY BUSHING: 3.5" X 3" X 2.5"
8	1	405000012	A125006	0	Square Pin Snapper SQR, 1/4"
9	1	405000140		0	1-8 NPT Brass Hex Plug
10	2	411000004		0	Decal - Reflective Tape, Yellow
11	1	411000274	ADS-00064	0	Decal - AI Logo Small
12	1	411000275	ADS-00062	0	Decal - ASHLAND Large
13	1	411000276	ADS-00065	0	Decal - AI Logo Large
14	2	411000278	ADS-00083	0	Decal - Greaseless Point Round
15	2	422000105	400605	0	BUSHING SEAL 2.5"ID 3"OD
16	4	BLT8C_1x8		0	Bolt Gr. 8 UNC 1" x 8"
17	4	BLT8C_3-8x1_FLG		0	Bolt Gr. 8 UNC 3/8" x 1" Flange
18	2	BLT8C_3-8x3-4		0	Bolt Gr. 8 UNC 3/8" x 3/4"
19	4	WSH8_1_LCK		0	Washer Gr. 8 - 1" Lock

SECTION 1.04

STRUCTURAL

2301 2411/2811 TRAILING ARM, RIGHT
(311000347-R1_A_J)



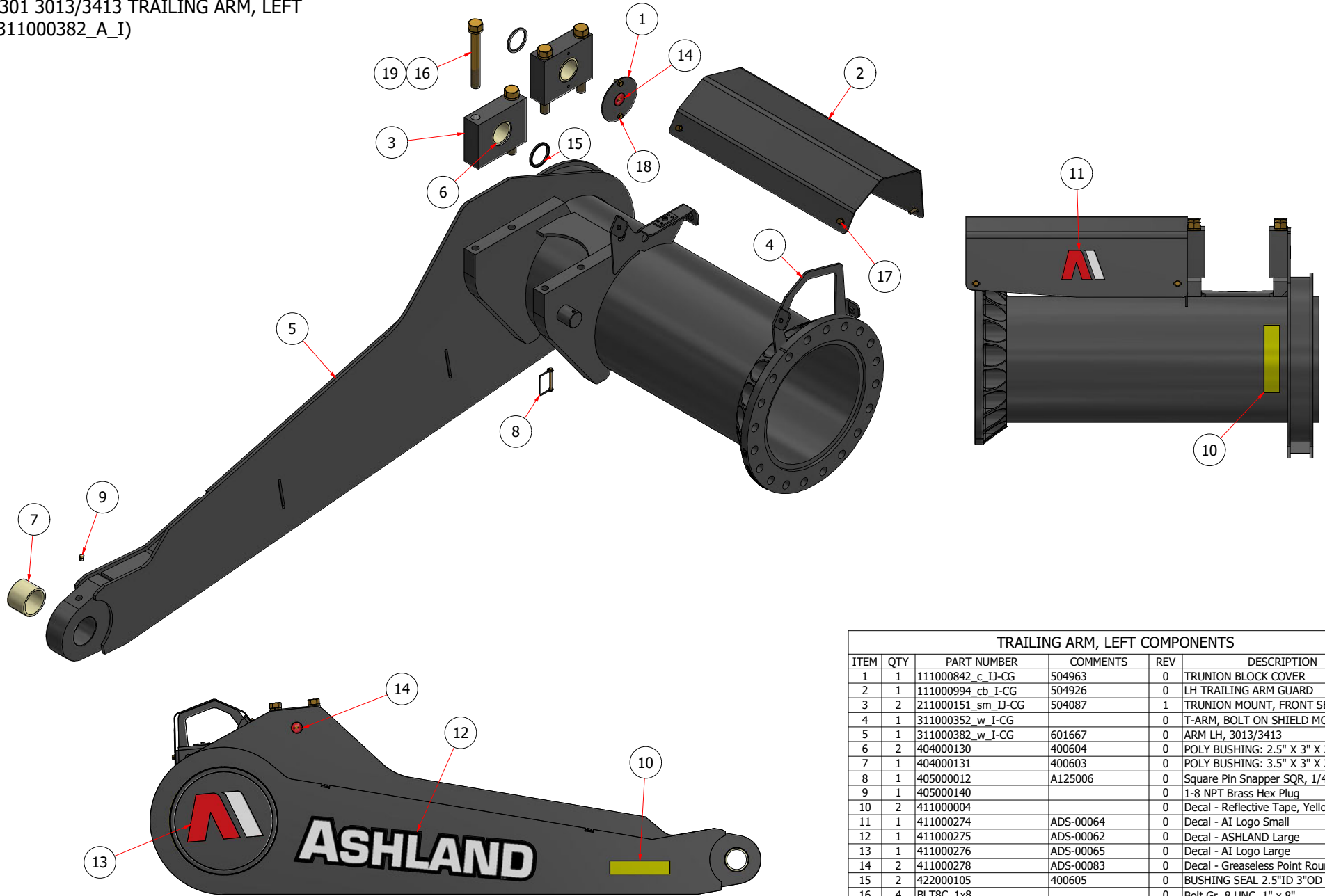
TRAILING ARM, RIGHT COMPONENTS

ITEM	QTY	K-TEC P.N.	ASHLAND P.N.	REV	DESCRIPTION
1	1	111000842_c_IJ-CG	504963	0	TRUNION BLOCK COVER
2	1	111000845_cb_J-CG	504921	0	T-ARM HYD SHIELD, RH
3	2	211000151_sm_IJ-CG	504087	1	TRUNION MOUNT, FRONT SECTION
4	1	311000347_w_J-CG	601659	1	ARM RH, FLANGED FS
5	1	311000353_w_J-CG		0	T-ARM, BOLT ON SHIELD MOUNT, RH
6	2	404000130	400604	0	POLY BUSHING: 2.5" X 3" X 2.0625"
7	1	404000131	400603	0	POLY BUSHING: 3.5" X 3" X 2.5"
8	1	405000012	A125006	0	Square Pin Snapper SQR, 1/4"
9	1	405000140		0	1-8 NPT Brass Hex Plug
10	2	411000004		0	Decal - Reflective Tape, Yellow
11	1	411000274	ADS-00064	0	Decal - AI Logo Small
12	1	411000275	ADS-00062	0	Decal - ASHLAND Large
13	1	411000276	ADS-00065	0	Decal - AI Logo Large
14	2	411000278	ADS-00083	0	Decal - Greaseless Point Round
15	2	422000105	400605	0	BUSHING SEAL 2.5"ID 3"OD
16	4	BLT8C_1x8		0	Bolt Gr. 8 UNC 1" x 8"
17	4	BLT8C_3-8x1_FLG		0	Bolt Gr. 8 UNC 3/8" x 1" Flange
18	2	BLT8C_3-8x3-4		0	Bolt Gr. 8 UNC 3/8" x 3/4"
19	4	WSH8_1_LCK		0	Washer Gr. 8 - 1" Lock

SECTION 1.04

STRUCTURAL

2301 3013/3413 TRAILING ARM, LEFT
(311000382_A_I)

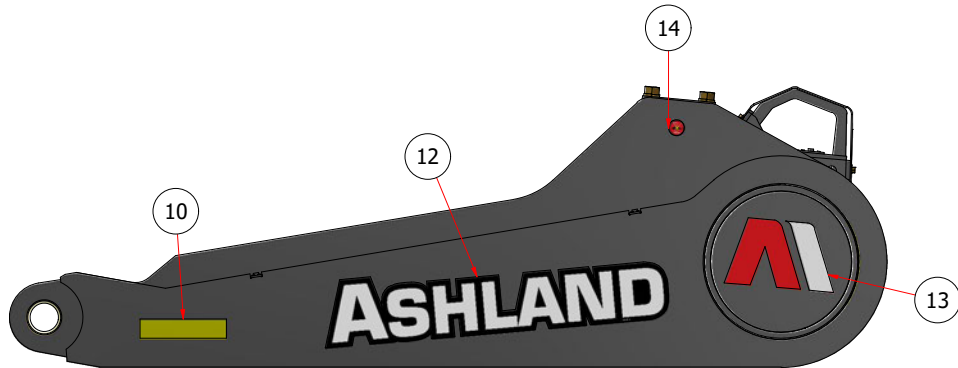
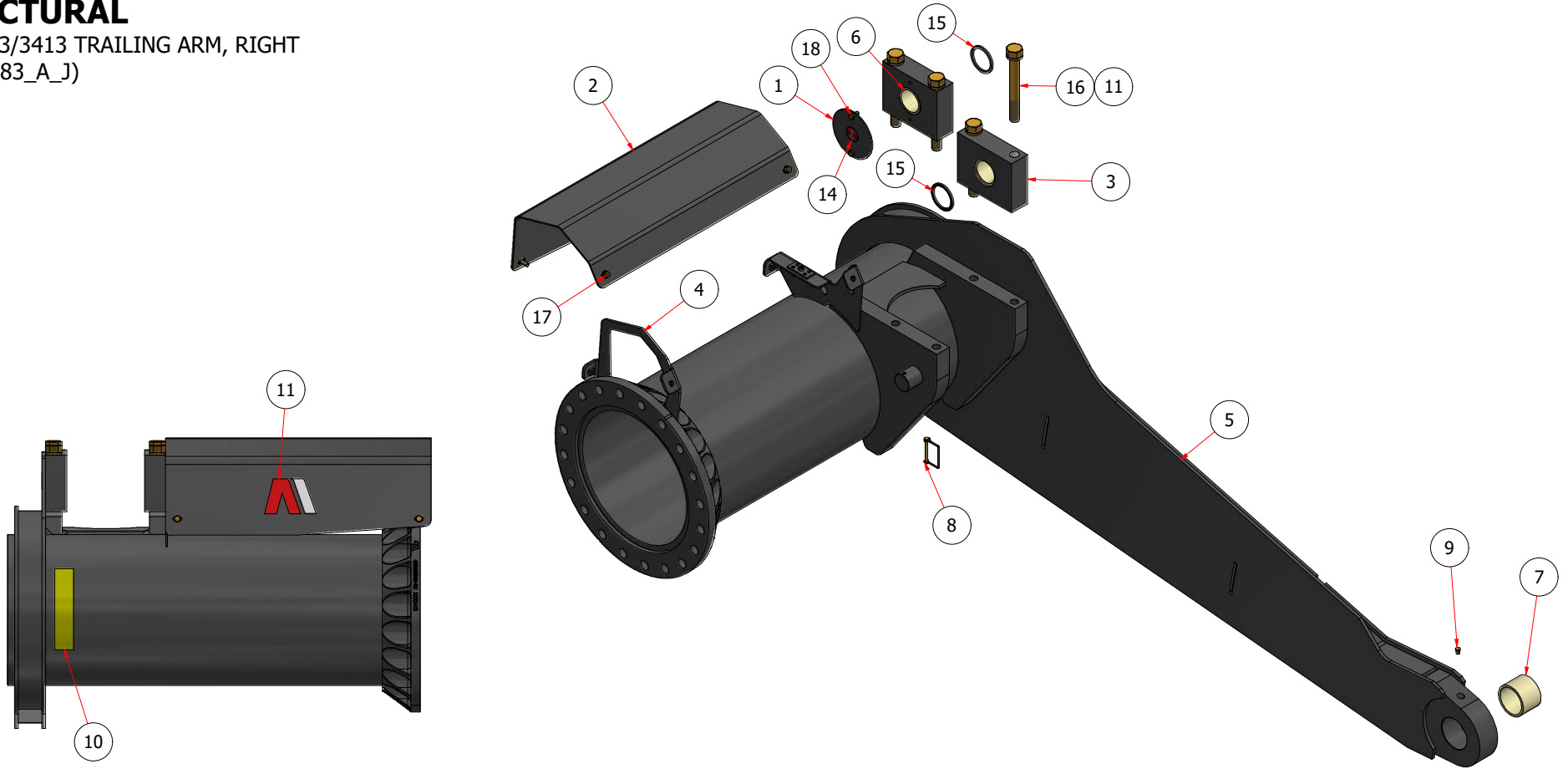


TRAILING ARM, LEFT COMPONENTS						
ITEM	QTY	PART NUMBER	COMMENTS	REV	DESCRIPTION	
1	1	111000842_c_IJ-CG	504963	0	TRUNION BLOCK COVER	
2	1	111000994_cb_I-CG	504926	0	LH TRAILING ARM GUARD	
3	2	211000151_sm_IJ-CG	504087	1	TRUNION MOUNT, FRONT SECTION	
4	1	311000352_w_I-CG		0	T-ARM, BOLT ON SHIELD MOUNT, LH	
5	1	311000382_w_I-CG	601667	0	ARM LH, 3013/3413	
6	2	404000130	400604	0	POLY BUSHING: 2.5" X 3" X 2.0625"	
7	1	404000131	400603	0	POLY BUSHING: 3.5" X 3" X 2.5"	
8	1	405000012	A125006	0	Square Pin Snapper SQR, 1/4"	
9	1	405000140		0	1-8 NPT Brass Hex Plug	
10	2	411000004		0	Decal - Reflective Tape, Yellow	
11	1	411000274	ADS-00064	0	Decal - AI Logo Small	
12	1	411000275	ADS-00062	0	Decal - ASHLAND Large	
13	1	411000276	ADS-00065	0	Decal - AI Logo Large	
14	2	411000278	ADS-00083	0	Decal - Greaseless Point Round	
15	2	422000105	400605	0	BUSHING SEAL 2.5"ID 3"OD	
16	4	BLT8C_1x8		0	Bolt Gr. 8 UNC 1" x 8"	
17	4	BLT8C_3-8x1_FLG		0	Bolt Gr. 8 UNC 3/8" x 1" Flange	
18	2	BLT8C_3-8x3-4		0	Bolt Gr. 8 UNC 3/8" x 3/4"	
19	4	WSH8_1_LCK		0	Washer Gr. 8 - 1" Lock	

SECTION 1.04

STRUCTURAL

2301 3013/3413 TRAILING ARM, RIGHT
(311000383_A_J)



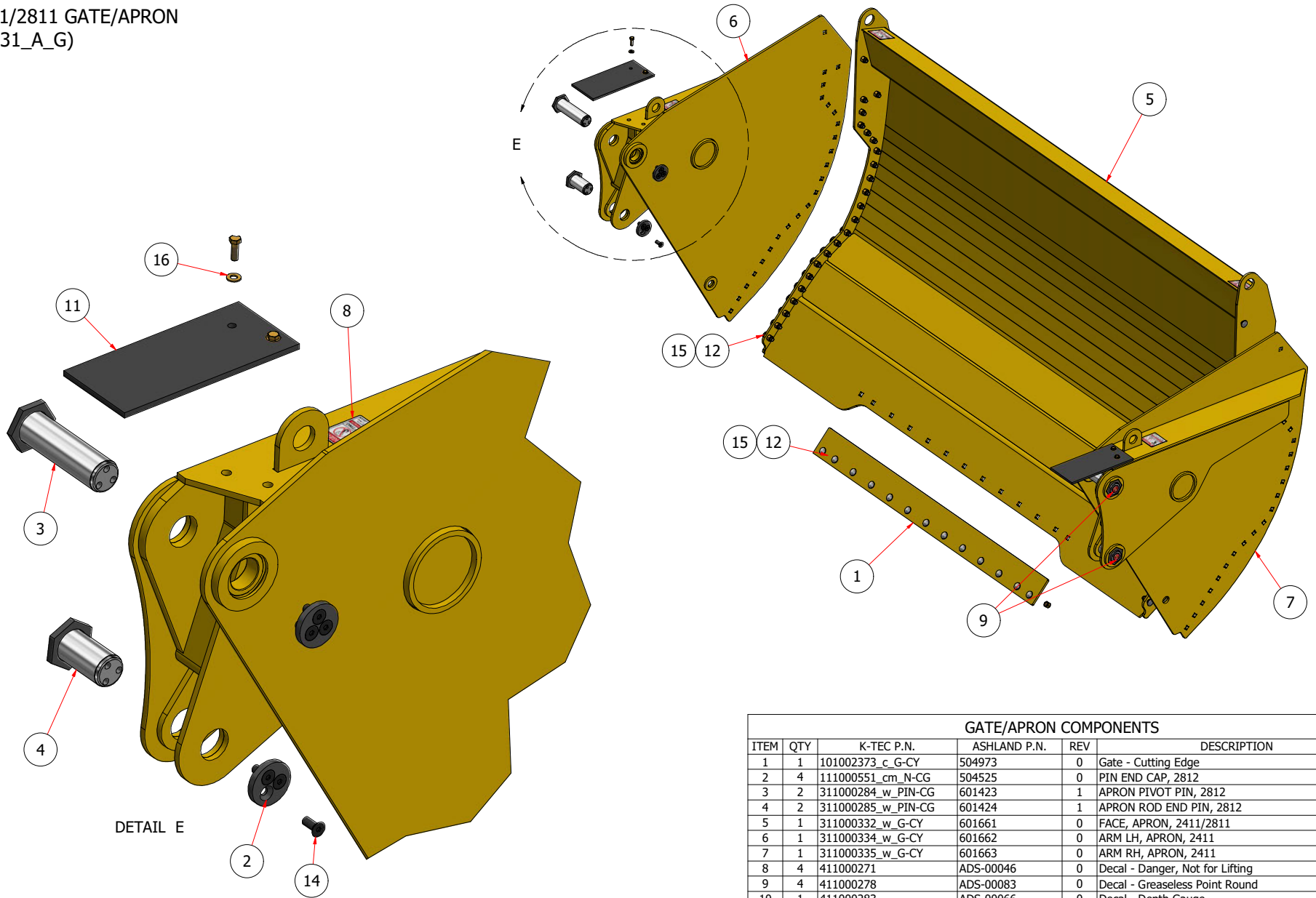
TRAILING ARM, RIGHT COMPONENTS

ITEM	QTY	PART NUMBER	COMMENTS	REV	DESCRIPTION
1	1	111000842_c_IJ-CG	504963	0	TRUNION BLOCK COVER
2	1	111000995_cb_J-CG	504928	0	RH TRAILING ARM GUARD
3	2	211000151_sm_IJ-CG	504087	1	TRUNION MOUNT, FRONT SECTION
4	1	311000353_w_J-CG		0	T-ARM, BOLT ON SHIELD MOUNT, RH
5	1	311000383_w_J-CG	601668	0	ARM RH, 3013/3413
6	2	404000130	400604	0	POLY BUSHING: 2.5" X 3" X 2.0625"
7	1	404000131	400603	0	POLY BUSHING: 3.5" X 3" X 2.5"
8	1	405000012	A125006	0	Square Pin Snapper SQR, 1/4"
9	1	405000140		0	1-8 NPT Brass Hex Plug
10	2	411000004		0	Decal - Reflective Tape, Yellow
11	1	411000274	ADS-00064	0	Decal - AI Logo Small
12	1	411000275	ADS-00062	0	Decal - ASHLAND Large
13	1	411000276	ADS-00065	0	Decal - AI Logo Large
14	2	411000278	ADS-00083	0	Decal - Greaseless Point Round
15	2	422000105	400605	0	BUSHING SEAL 2.5"ID 3"OD
16	4	BLT8C_1x8		0	Bolt Gr. 8 UNC 1" x 8"
17	4	BLT8C_3-8x1_FLG		0	Bolt Gr. 8 UNC 3/8" x 1" Flange
18	2	BLT8C_3-8x3-4		0	Bolt Gr. 8 UNC 3/8" x 3/4"
19	4	WSH8_1_LCK		0	Washer Gr. 8 - 1" Lock

SECTION 1.05

STRUCTURAL

2301 2411/2811 GATE/APRON
(311000331_A_G)



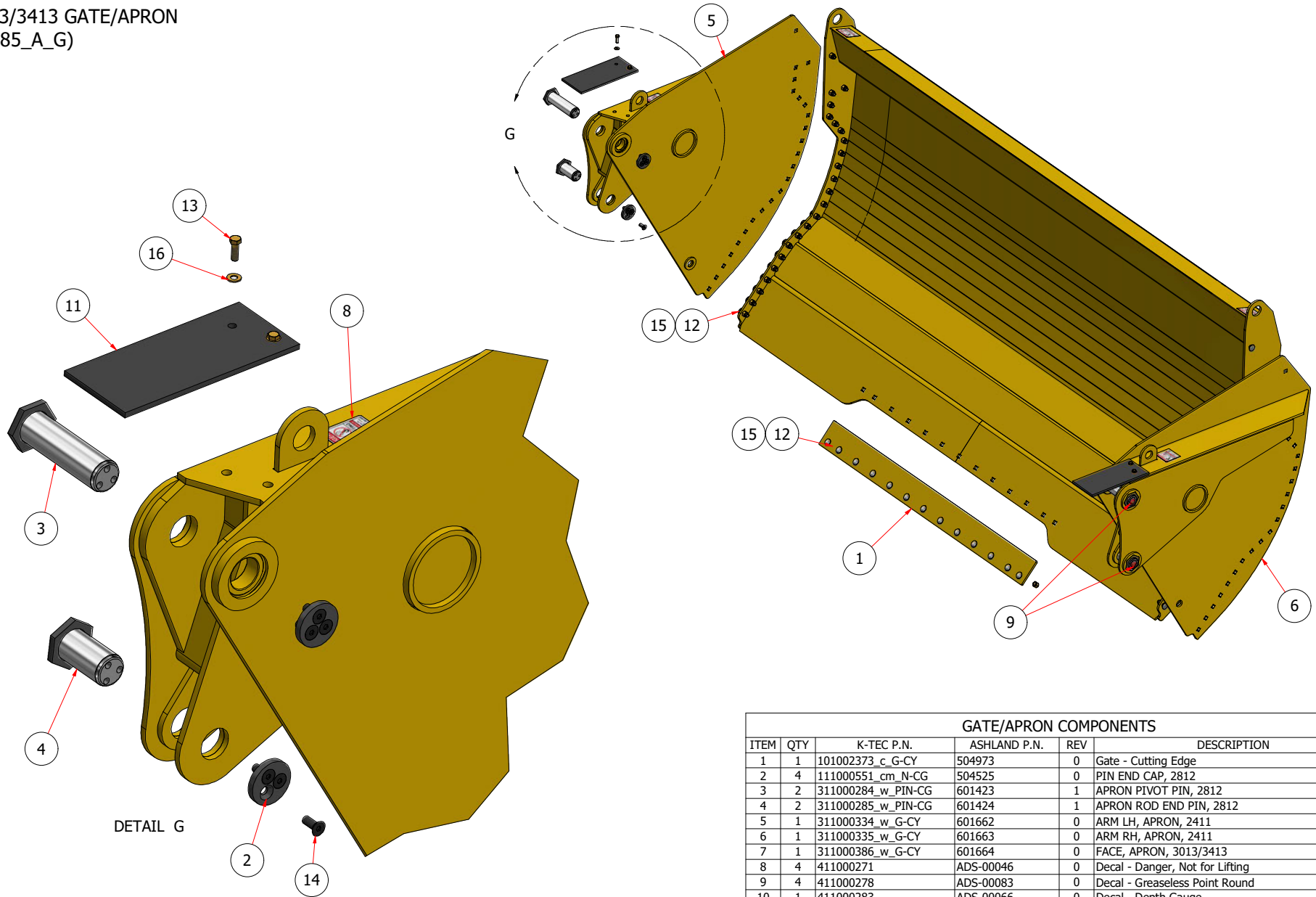
DETAIL E

GATE/APRON COMPONENTS						
ITEM	QTY	K-TEC P.N.	ASHLAND P.N.	REV	DESCRIPTION	
1	1	101002373_c_G-CY	504973	0	Gate - Cutting Edge	
2	4	111000551_cm_N-CG	504525	0	PIN END CAP, 2812	
3	2	311000284_w_PIN-CG	601423	1	APRON PIVOT PIN, 2812	
4	2	311000285_w_PIN-CG	601424	1	APRON ROD END PIN, 2812	
5	1	311000332_w_G-CY	601661	0	FACE, APRON, 2411/2811	
6	1	311000334_w_G-CY	601662	0	ARM LH, APRON, 2411	
7	1	311000335_w_G-CY	601663	0	ARM RH, APRON, 2411	
8	4	411000271	ADS-00046	0	Decal - Danger, Not for Lifting	
9	4	411000278	ADS-00083	0	Decal - Greaseless Point Round	
10	1	411000283	ADS-00066	0	Decal - Depth Gauge	
11	2	499000223	504712	0	APRON PIVOT RUBBER FLAP	
12	60	BLT5C_3-4x2_CRG		0	Bolt Gr. 5 UNC 3/4" x 2" Carriage	
13	4	BLT8C_1-2x1_1-2		0	Bolt Gr. 8 UNC 1/2" x 1-1/2"	
14	12	BLT8C_5-8x1_1-2_FHC		0	Bolt Gr. 8 UNC 5/8" x 1-1/2" Flat Socket Cap	
15	60	NUT8C_3-4_NYL		0	Nut Gr. 8 UNC 3/4" Nylon Lock	
16	4	WSH8_1-2_STR		0	Washer Gr. 8 - 1/2" Structural	

SECTION 1.05

STRUCTURAL

2301 3013/3413 GATE/APRON
(311000385_A_G)



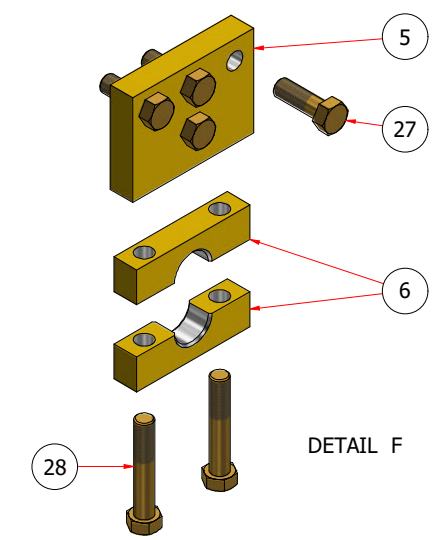
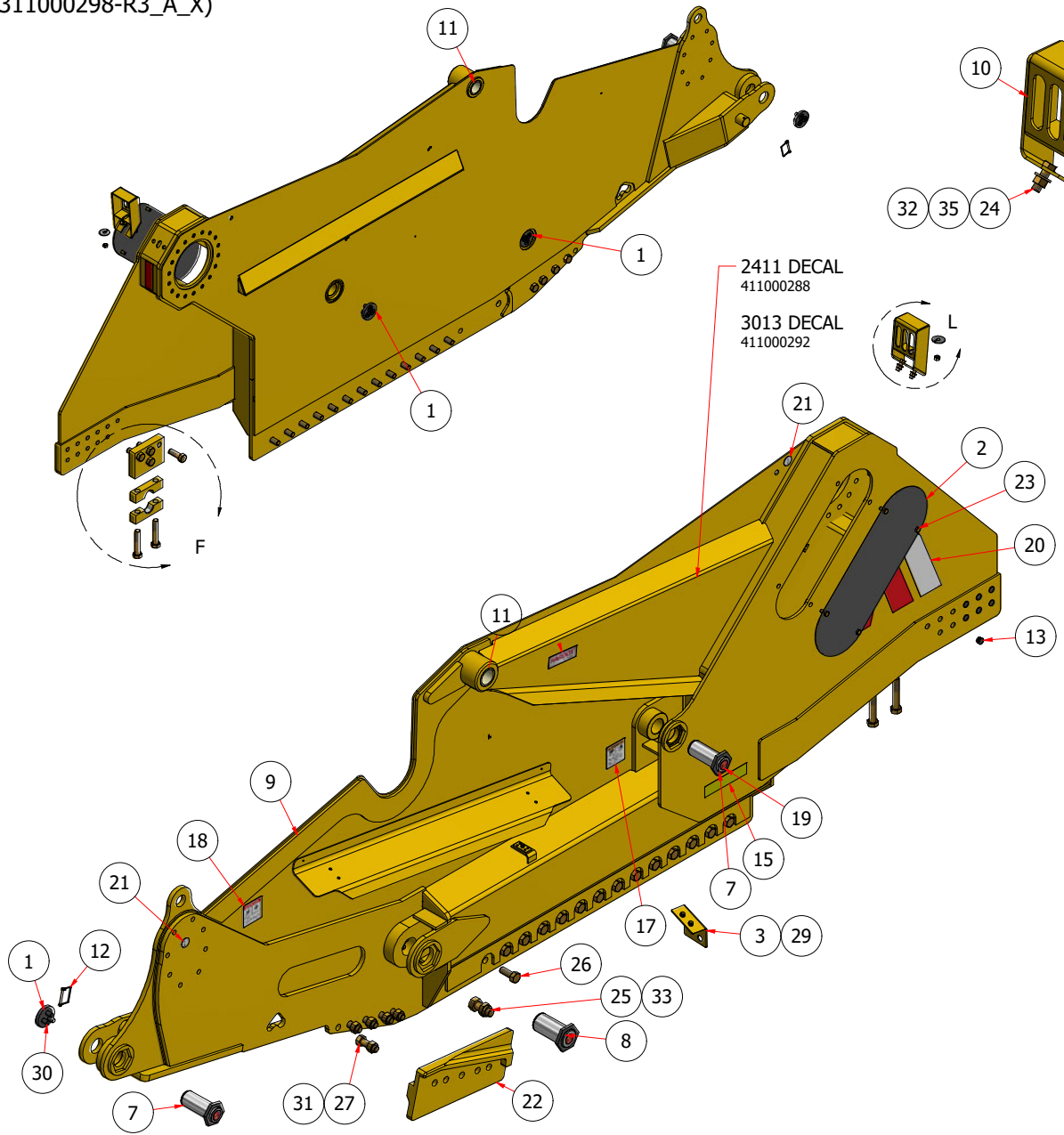
DETAIL G

GATE/APRON COMPONENTS					
ITEM	QTY	K-TEC P.N.	ASHLAND P.N.	REV	DESCRIPTION
1	1	101002373_c_G-CY	504973	0	Gate - Cutting Edge
2	4	111000551_cm_N-CG	504525	0	PIN END CAP, 2812
3	2	311000284_w_PIN-CG	601423	1	APRON PIVOT PIN, 2812
4	2	311000285_w_PIN-CG	601424	1	APRON ROD END PIN, 2812
5	1	311000334_w_G-CY	601662	0	ARM LH, APRON, 2411
6	1	311000335_w_G-CY	601663	0	ARM RH, APRON, 2411
7	1	311000386_w_G-CY	601664	0	FACE, APRON, 3013/3413
8	4	411000271	ADS-00046	0	Decal - Danger, Not for Lifting
9	4	411000278	ADS-00083	0	Decal - Greaseless Point Round
10	1	411000283	ADS-00066	0	Decal - Depth Gauge
11	2	499000223	504712	0	APRON PIVOT RUBBER FLAP
12	60	BLT5C_3-4x2_CRG		0	Bolt Gr. 5 UNC 3/4" x 2" Carriage
13	4	BLT8C_1-2x1_1-2		0	Bolt Gr. 8 UNC 1/2" x 1-1/2"
14	12	BLT8C_5-8x1_1-2_FHC		0	Bolt Gr. 8 UNC 5/8" x 1-1/2" Flat Socket Cap
15	60	NUT8C_3-4_NYL		0	Nut Gr. 8 UNC 3/4" Nylon Lock
16	4	WSH8_1-2_STR		0	Washer Gr. 8 - 1/2" Structural

SECTION 1.06

STRUCTURAL

2301 2411/3013 SIDEWALL, LEFT
(311000298-R3_A_X)



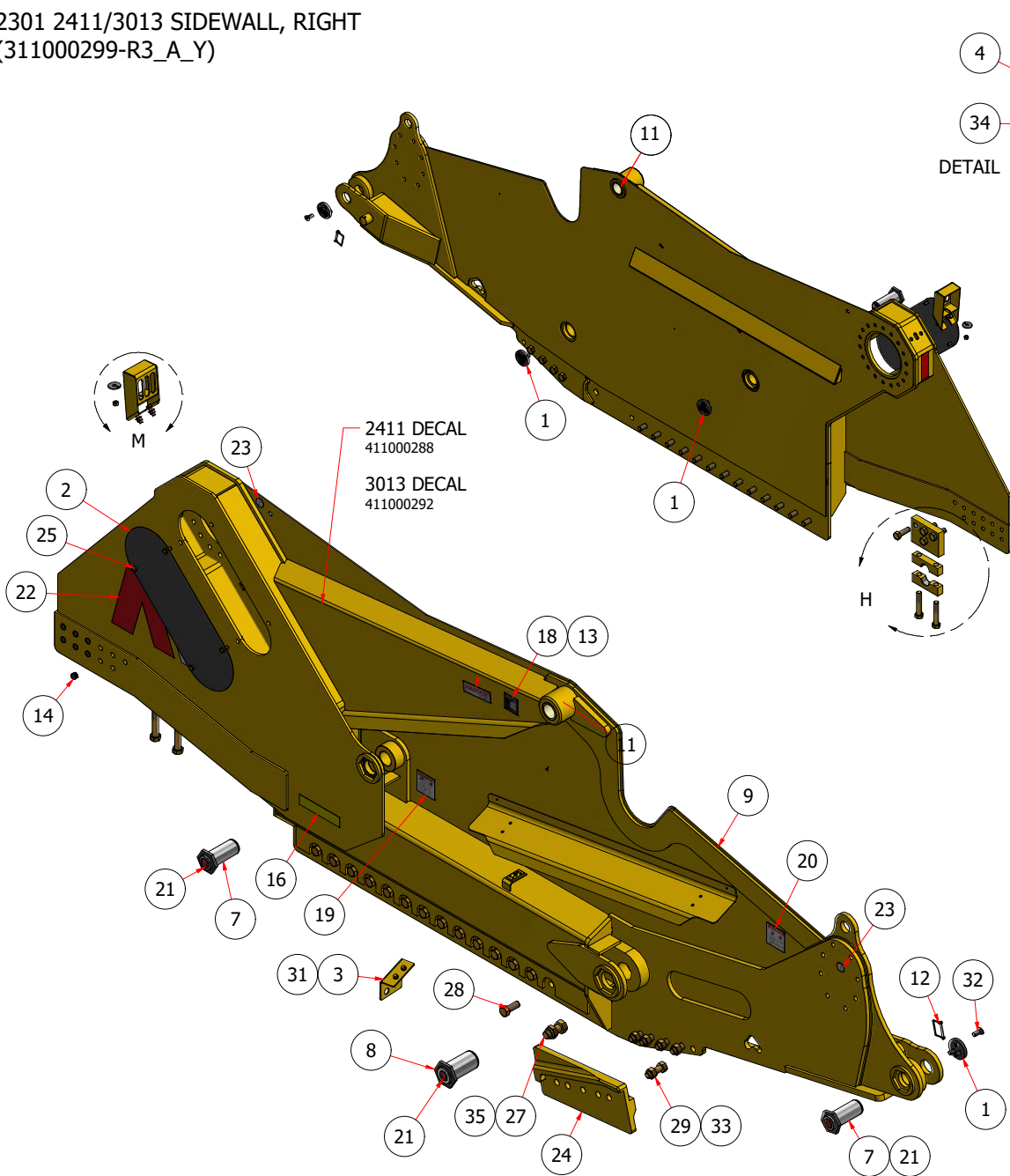
SIDEWALL, LEFT COMPONENTS

ITEM	QTY	K-TEC P.N.	ASHLAND P.N.	REV	DESCRIPTION
1	3	111000551_cm_N-CG	504525	0	PIN END CAP, 2812
2	1	111000575_c_XY-CG	504188	0	HYDRAULIC COVER, BOWL SIDES, 2812
3	1	111000714_cb_X-CY	504869	1	Sidewall hyd bulkhead, LT
4	1	111000717_c_N-CY	500836	0	Slotted Washer - 1/2" Flat
5	1	211000172_sm_W-CY	504541	0	THROUGH AXLE BLOCK
6	2	211000174_sm_W-CY	504035	0	AXLE BLOCK
7	2	311000292_w_PIN-CG	601425	1	LIFT PIN, 2812
8	1	311000294_w_PIN-CG	601547	0	FS PIVOT PIN, 3213/2711
9	1	311000298_w_X-CY	601579	3	BOWL SIDE LH, 2411/3013
10	1	311000302_w_S-CY	600909	0	LIGHT HOUSING, BOLT-ON
11	2	404000132	400374	0	POLY BUSHING, 2.50 X 3.00 X 2.25
12	1	405000012	A125006	0	Square Pin Snapper SQR, 1/4" (2.5" Useable)
13	7	410300003	400733	0	Plastic Plug 9/16" x 1"
14	1	411000003		0	Decal - Reflective Tape, Red
15	1	411000004		0	Decal - Reflective Tape, Yellow
17	1	411000268	750464	0	Decal - High Pressure Hazard
18	1	411000269	ADS-00011	0	Decal - Pinch Point
19	3	411000278	ADS-00083	0	Decal - Greaseless Point Round
20	1	411000279	ADS-00089	0	Decal - AI Logo Extra Large
21	2	411000281	ADS-00091	0	Decal - Lift Point Round
22	1	413000068	A123357	0	Router Bit - Casted
23	4	BLT8C_1-2x1		0	Bolt Gr. 8 UNC 1/2" x 1"
24	2	BLT8C_1-2x1_1-2		0	Bolt Gr. 8 UNC 1/2" x 1-1/2"
25	1	BLT8C_1_1-4x3		0	Bolt Gr. 8 UNC 1-1/4" x 3"
26	14	BLT8C_1x2_1-2		0	Bolt Gr. 8 UNC 1" x 2-1/2"
27	9	BLT8C_1x3		0	Bolt Gr. 8 UNC 1" x 3"
28	2	BLT8C_1x5_1-2		0	Bolt Gr. 8 UNC 1" x 5-1/2"
29	2	BLT8C_3-8x1_FLG		0	Bolt Gr. 8 UNC 3/8" x 1" Flange
30	9	BLT8C_5-8x1_1-2 FHC		0	Grade 8 - 11 UNC 5/8" x 1-1/2" Flat SC
31	5	NUT8C_1		0	Nut Gr. 8 UNC 1"
32	3	NUT8C_1-2		0	Nut Gr. 8 UNC 1/2"
33	1	NUT8C_1_1-4_STL		0	Nut Gr. 8 UNC 1-1/4" Stover Lock
34	2	NUT8C_3-8_STL		0	Nut Gr. 8 UNC 3/8" Stover Lock
35	2	WSH8_1-2_STR		0	Washer Gr. 8 - 1/2" Structural

SECTION 1.06

STRUCTURAL

2301 2411/3013 SIDEWALL, RIGHT
(311000299-R3_A_Y)



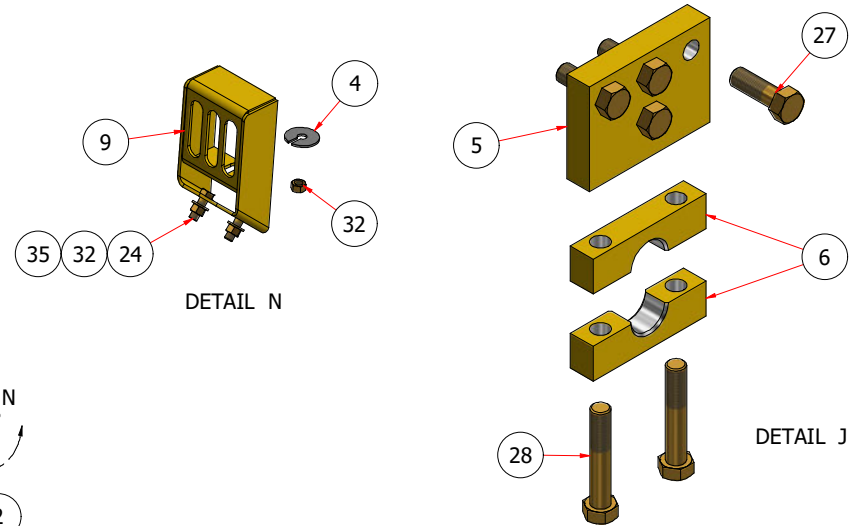
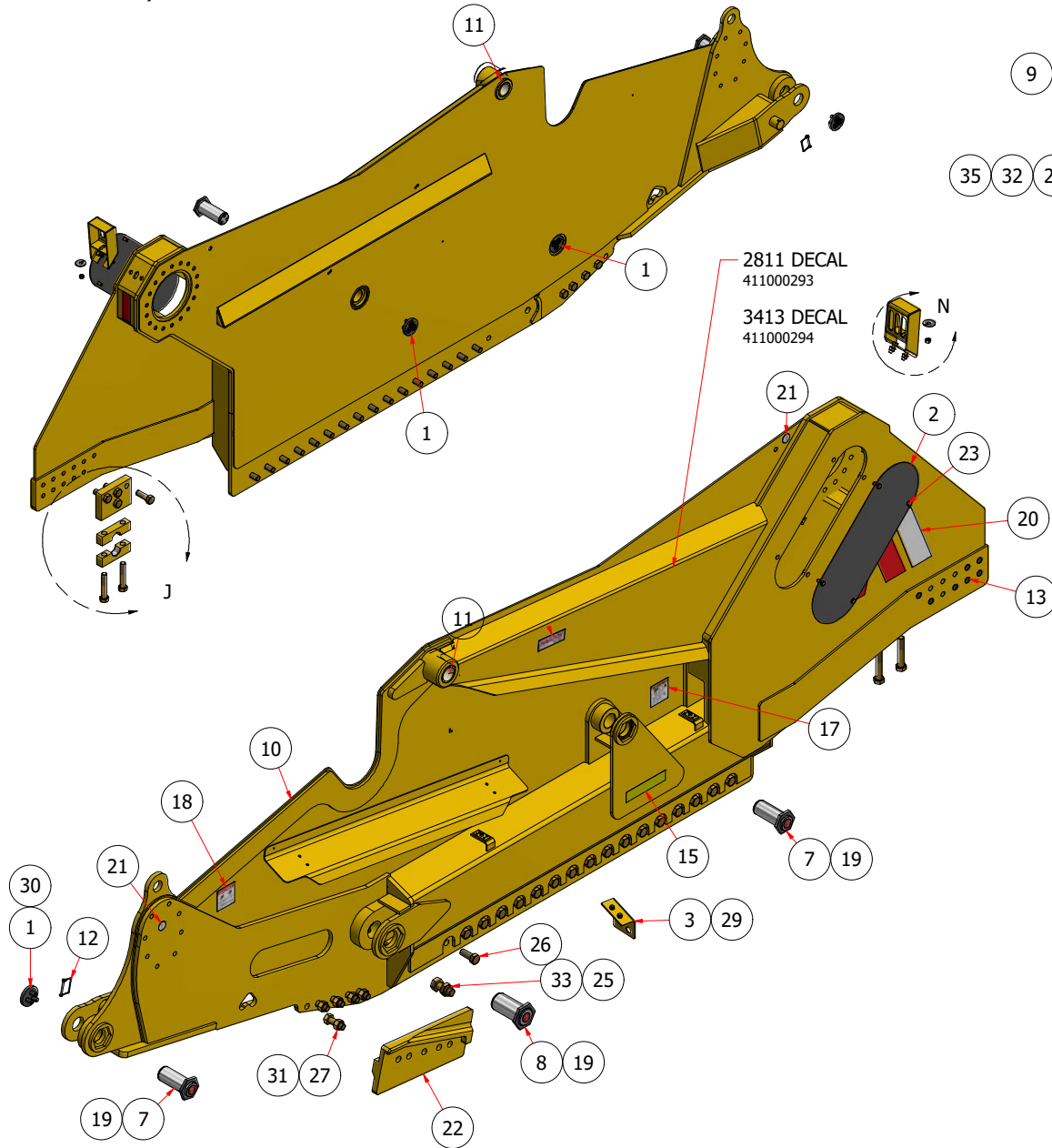
SIDEWALL, RIGHT COMPONENTS

ITEM	QTY	K-TEC P.N.	ASHLAND P.N.	REV	DESCRIPTION
1	3	111000551_cm_N-CG	504525	0	PIN END CAP, 2812
2	1	111000575_c_XY-CG	504188	0	HYDRAULIC COVER, BOWL SIDES, 2812
3	1	111000715_cb_Y-CY	504871	1	Sidewall hyd bulkhead, RT
4	1	111000717_c_N-CY	500836	0	Slotted Washer - 1/2" Flat
5	1	211000172_sm_W-CY	504541	0	THROUGH AXLE BLOCK
6	2	211000174_sm_W-CY	504035	0	AXLE BLOCK
7	2	311000292_w_PIN-CG	601425	1	LIFT PIN, 2812
8	1	311000294_w_PIN-CG	601547	0	FS PIVOT PIN, 3213/2711
9	1	311000299_w_Y-CY	601580	3	BOWL SIDE RH, 2411/3013
10	1	311000302_w_S-CY	600909	0	LIGHT HOUSING, BOLT-ON
11	2	404000132	400374	0	POLY BUSHING, 2.50 X 3.00 X 2.25
12	1	405000012	A125006	0	Square Pin Snapper SQR, 1/4" (2.5" Useable)
13	4	405000135	AFR-00001	0	#4 x 5/16" U-Drive Screw, Round Head,
14	7	410300003	400733	0	Plastic Plug 9/16" x 1"
15	1	411000003		0	Decal - Reflective Tape, Red
16	1	411000004		0	Decal - Reflective Tape, Yellow
18	1	411000263		0	Decal - Ashland Serial Plate (K-Tec Mfg.)
19	1	411000268	750464	0	Decal - High Pressure Hazard
20	1	411000269	ADS-00011	0	Decal - Pinch Point
21	3	411000278	ADS-00083	0	Decal - Greaseless Point Round
22	1	411000279	ADS-00089	0	Decal - AI Logo Extra Large
23	2	411000281	ADS-00091	0	Decal - Lift Point Round
24	1	413000068	A123357	0	Router Bit - Casted
25	4	BLT8C_1-2x1		0	Bolt Gr. 8 UNC 1/2" x 1"
26	2	BLT8C_1-2x1_1-2		0	Bolt Gr. 8 UNC 1/2" x 1-1/2"
27	1	BLT8C_1_1-4x3		0	Bolt Gr. 8 UNC 1-1/4" x 3"
28	14	BLT8C_1x2_1-2		0	Bolt Gr. 8 UNC 1" x 2-1/2"
29	9	BLT8C_1x3		0	Bolt Gr. 8 UNC 1" x 3"
30	2	BLT8C_1x5_1-2		0	Bolt Gr. 8 UNC 1" x 5-1/2"
31	2	BLT8C_3-8x1_FLG		0	Bolt Gr. 8 UNC 3/8" x 1" Flange
32	9	BLT8C_5-8x1_1-2 FHC		0	Grade 8 - 11 UNC 5/8" x 1-1/2" Flat SC
33	5	NUT8C_1		0	Nut Gr. 8 UNC 1"
34	3	NUT8C_1-2		0	Nut Gr. 8 UNC 1/2"
35	1	NUT8C_1_1-4_STL		0	Nut Gr. 8 UNC 1-1/4" Stover Lock
36	2	NUT8C_3-8_STL		0	Nut Gr. 8 UNC 3/8" Stover Lock
37	2	WSH8_1-2_STR		0	Washer Gr. 8 - 1/2" Structural

SECTION 1.06

STRUCTURAL

2301 2811/3413 SIDEWALL, LEFT
(311000388_A_X)

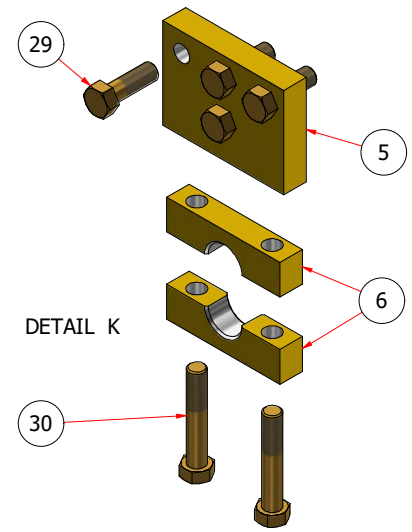
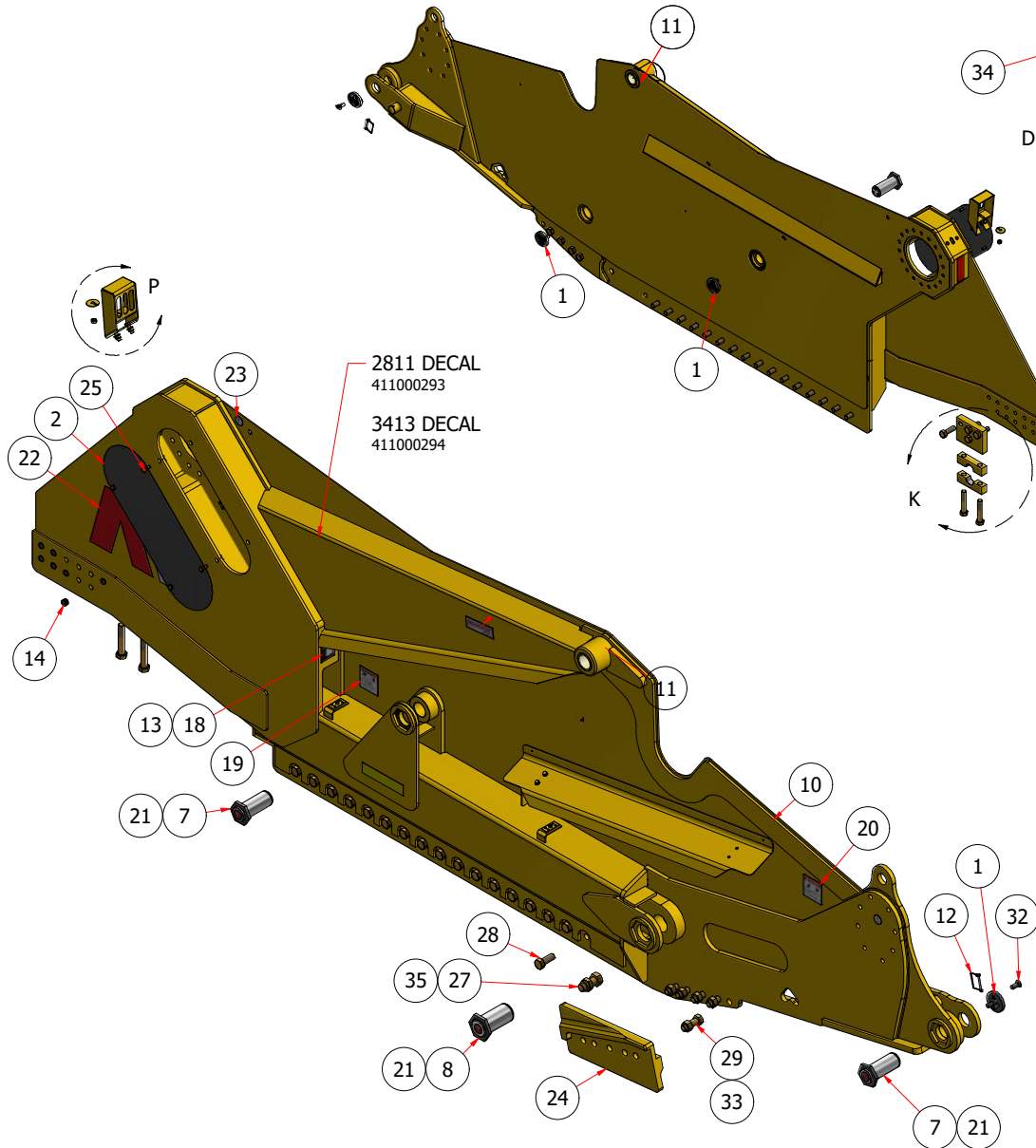


SIDEWALL, LEFT COMPONENTS					
ITEM	QTY	K-TEC P.N.	ASHLAND P.N.	REV	DESCRIPTION
1	3	111000551_cm_N-CG	504525	0	PIN END CAP, 2812
2	1	111000575_c_XY-CG	504188	0	HYDRAULIC COVER, BOWL SIDES, 2812
3	1	111000714_cb_X-CY	504869	1	Sidewall hyd bulkhead, LT
4	1	111000717_c_N-CY	500836	0	Slotted Washer - 1/2" Flat
5	1	211000172_sm_W-CY	504541	0	THROUGH AXLE BLOCK
6	2	211000174_sm_W-CY	504035	0	AXLE BLOCK
7	2	311000292_w_PIN-CG	601425	1	LIFT PIN, 2812
8	1	311000294_w_PIN-CG	601547	0	FS PIVOT PIN, 3213/2711
9	1	311000302_w_S-CY	600909	0	LIGHT HOUSING, BOLT-ON
10	1	311000388_w_X-CY	601361	0	BOWL SIDE LH, 2811/3413
11	2	404000132	400374	0	POLY BUSHING, 2.50 X 3.00 X 2.25
12	1	405000012	A125006	0	Square Pin Snapper SQR, 1/4" (2.5" Useable)
13	7	410300003	400733	0	Plastic Plug 9/16" x 1"
14	1	411000003		0	Decal - Reflective Tape, Red
15	1	411000004		0	Decal - Reflective Tape, Yellow
17	1	411000268	750464	0	Decal - High Pressure Hazard
18	1	411000269	ADS-00011	0	Decal - Pinch Point
19	3	411000278	ADS-00083	0	Decal - Greaseless Point Round
20	1	411000279	ADS-00089	0	Decal - AI Logo Extra Large
21	2	411000281	ADS-00091	0	Decal - Lift Point Round
22	1	413000068	A123357	0	Router Bit - Casted
23	4	BLT8C_1-2x1		0	Bolt Gr. 8 UNC 1/2" x 1"
24	2	BLT8C_1-2x1_1-2		0	Bolt Gr. 8 UNC 1/2" x 1-1/2"
25	1	BLT8C_1_1-4x3		0	Bolt Gr. 8 UNC 1-1/4" x 3"
26	17	BLT8C_1x2_1-2		0	Bolt Gr. 8 UNC 1" x 2-1/2"
27	9	BLT8C_1x3		0	Bolt Gr. 8 UNC 1" x 3"
28	2	BLT8C_1x5_1-2		0	Bolt Gr. 8 UNC 1" x 5-1/2"
29	2	BLT8C_3-8x1_FLG		0	Bolt Gr. 8 UNC 3/8" x 1" Flange
30	9	BLT8C_5-8x1_1-2 FHC		0	Grade 8 - 11 UNC 5/8" x 1-1/2" Flat SC
31	5	NUT8C_1		0	Nut Gr. 8 UNC 1"
32	3	NUT8C_1-2		0	Nut Gr. 8 UNC 1/2"
33	1	NUT8C_1_1-4_STL		0	Nut Gr. 8 UNC 1-1/4" Stover Lock
34	2	NUT8C_3-8_STL		0	Nut Gr. 8 UNC 3/8" Stover Lock
35	2	WSH8_1-2_STR		0	Washer Gr. 8 - 1/2" Structural

SECTION 1.06

STRUCTURAL

2301 2811/3413 SIDEWALL, RIGHT
(311000389_A_Y)



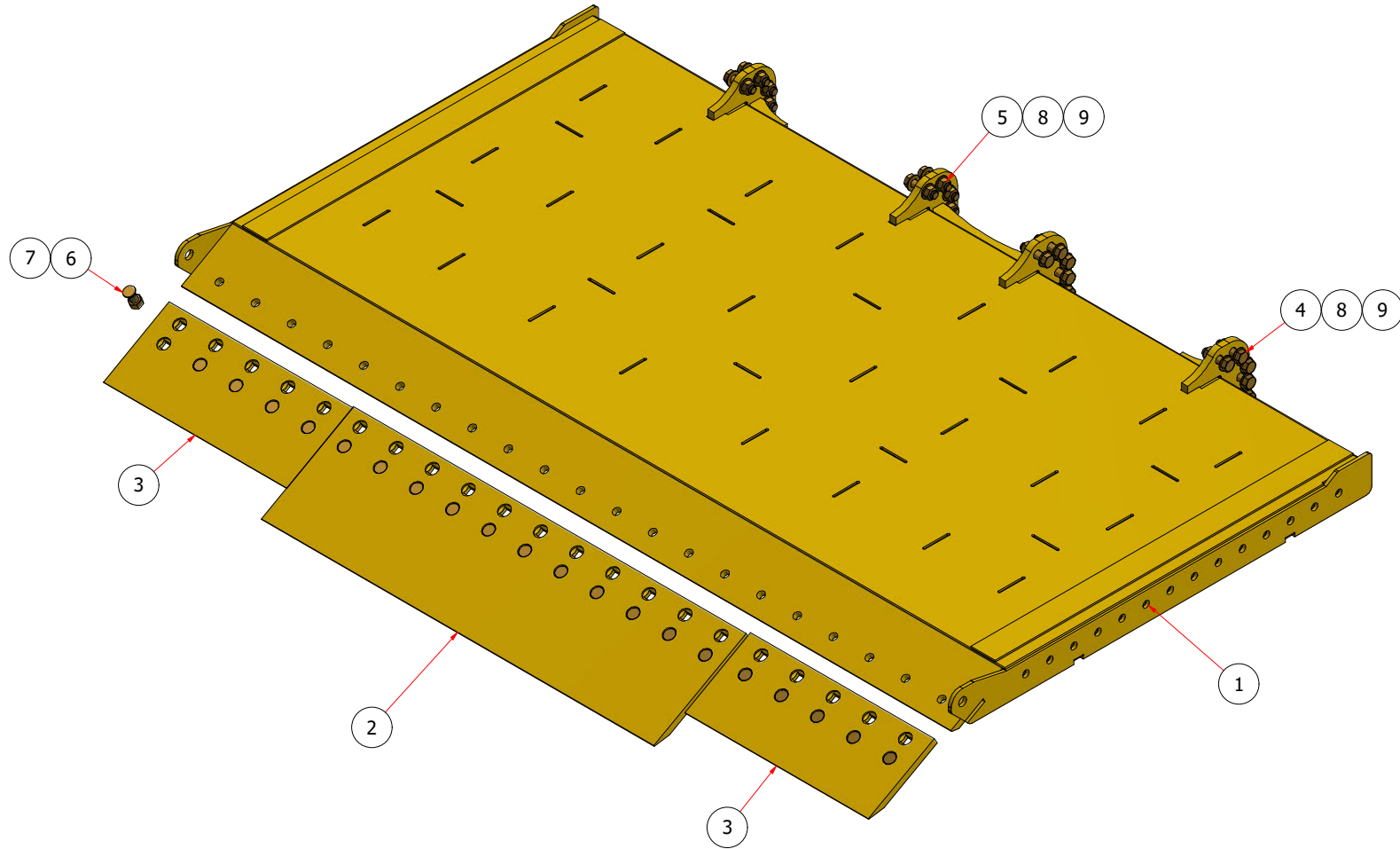
SIDEWALL, RIGHT COMPONENTS

ITEM	QTY	K-TEC P.N.	ASHLAND P.N.	REV	DESCRIPTION
1	3	111000551_cm_N-CG	504525	0	PIN END CAP, 2812
2	1	111000575_c_XY-CG	504188	0	HYDRAULIC COVER, BOWL SIDES, 2812
3	1	111000715_cb_Y-CY	504871	1	Sidewall hyd bulkhead, RT
4	1	111000717_c_N-CY	500836	0	Slotted Washer - 1/2" Flat
5	1	211000172_sm_W-CY	504541	0	THROUGH AXLE BLOCK
6	2	211000174_sm_W-CY	504035	0	AXLE BLOCK
7	2	311000292_w_PIN-CG	601425	1	LIFT PIN, 2812
8	1	311000294_w_PIN-CG	601547	0	FS PIVOT PIN, 3213/2711
9	1	311000302_w_S-CY	600909	0	LIGHT HOUSING, BOLT-ON
10	1	311000389_w_Y-CY	601363	0	BOWL SIDE RH, 2811/3413
11	2	404000132	400374	0	POLY BUSHING, 2.50 X 3.00 X 2.25
12	1	405000012	A125006	0	Square Pin Snapper SQR, 1/4" (2.5" Useable)
13	4	405000135	AFR-00001	0	#4 x 5/16" U-Drive Screw, Round Head,
14	7	410300003	400733	0	Plastic Plug 9/16" x 1"
15	1	411000003		0	Decal - Reflective Tape, Red
16	1	411000004		0	Decal - Reflective Tape, Yellow
18	1	411000263		0	Decal - Ashland Serial Plate (K-Tec Mfg.)
19	1	411000268	750464	0	Decal - High Pressure Hazard
20	1	411000269	ADS-00011	0	Decal - Pinch Point
21	3	411000278	ADS-00083	0	Decal - Greaseless Point Round
22	1	411000279	ADS-00089	0	Decal - AI Logo Extra Large
23	2	411000281	ADS-00091	0	Decal - Lift Point Round
24	1	413000068	A123357	0	Router Bit - Casted
25	4	BLT8C_1-2x1		0	Bolt Gr. 8 UNC 1/2" x 1"
26	2	BLT8C_1-2x1_1-2		0	Bolt Gr. 8 UNC 1/2" x 1-1/2"
27	1	BLT8C_1_1-4x3		0	Bolt Gr. 8 UNC 1-1/4" x 3"
28	17	BLT8C_1x2_1-2		0	Bolt Gr. 8 UNC 1" x 2-1/2"
29	9	BLT8C_1x3		0	Bolt Gr. 8 UNC 1" x 3"
30	2	BLT8C_1x5_1-2		0	Bolt Gr. 8 UNC 1" x 5-1/2"
31	2	BLT8C_3-8x1_FLG		0	Bolt Gr. 8 UNC 3/8" x 1" Flange
32	9	BLT8C_5-8x1_1-2 FHC		0	Grade 8 - 11 UNC 5/8" x 1-1/2" Flat SC
33	5	NUT8C_1		0	Nut Gr. 8 UNC 1"
34	3	NUT8C_1-2		0	Nut Gr. 8 UNC 1/2"
35	1	NUT8C_1_1-4_STL		0	Nut Gr. 8 UNC 1-1/4" Stover Lock
36	2	NUT8C_3-8_STL		0	Nut Gr. 8 UNC 3/8" Stover Lock
37	2	WSH8_1-2_STR		0	Washer Gr. 8 - 1/2" Structural

SECTION 1.07

STRUCTURAL

2301 2411 FLOOR
(311000283-R4_A_F)

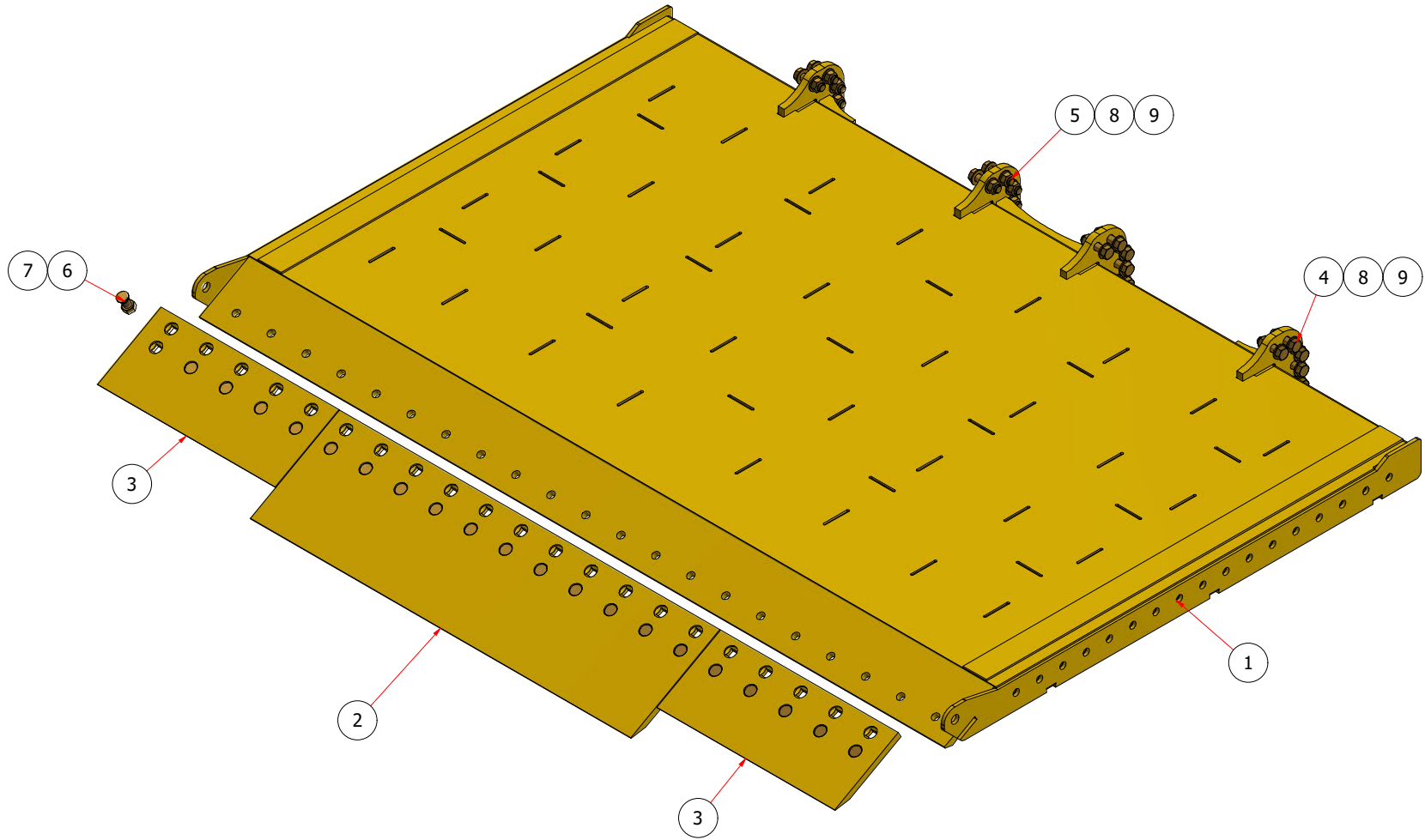


FLOOR COMPONENTS					
ITEM	QTY	K-TEC P.N.	ASHLAND P.N.	REV	DESCRIPTION
1	1	311000283_w_F-CY	601586	4	FLOOR, BOWL, 2311
2	1	413002009	400597	0	CENTER BLADE, 1"
3	2	413002010	400668	0	OUTER BLADE, 2411/2811
4	10	BLT8C_1x3_1-2		0	Bolt Gr. 8 UNC 1" x 3-1/2"
5	10	BLT8C_1x3_3-4		0	Bolt Gr. 8 UNC 1" x 3-3/4"
6	21	BLT8C_1x3_PLW		0	Bolt Gr. 8 UNC 1" x 3" Plow
7	21	NUT8C_1		0	Nut Gr. 8 UNC 1"
8	20	NUT8C_1_STL		0	Nut Gr. 8 UNC 1" Stover Lock
9	40	WSH8_1_STR		0	Washer Gr. 8 - 1" Structural

SECTION 1.07

STRUCTURAL

2301 2811 FLOOR
(311000391-R1_A_F)

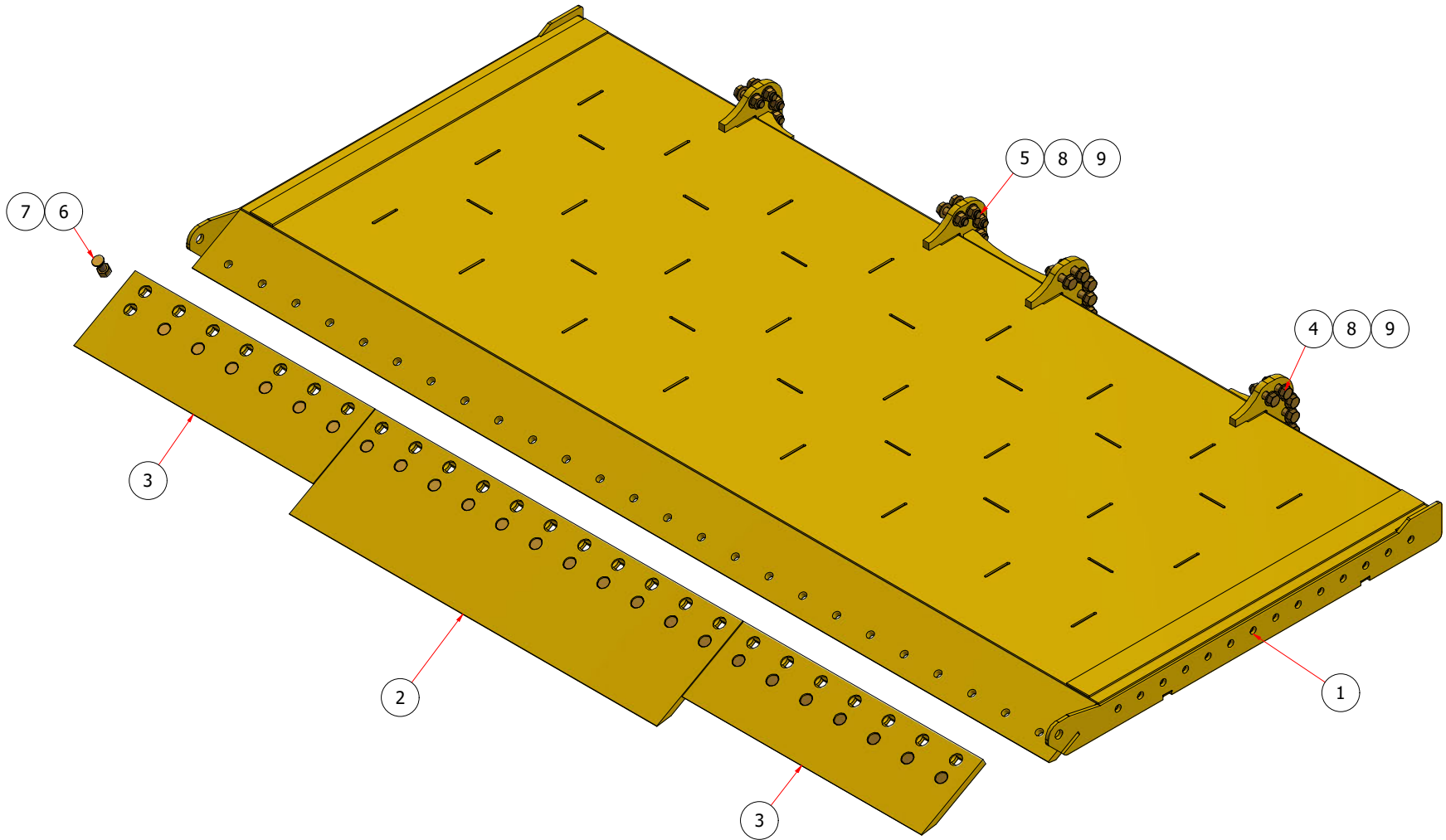


FLOOR COMPONENTS					
ITEM	QTY	K-TEC P.N.	ASHLAND P.N.	REV	DESCRIPTION
1	1	311000391_w_F-CY	601455	1	FLOOR, BOWL, 2811
2	1	413002009	400597	0	CENTER BLADE, 1"
3	2	413002010	400668	0	OUTER BLADE, 2411/2811
4	10	BLT8C_1x3_1-2		0	Bolt Gr. 8 UNC 1" x 3-1/2"
5	10	BLT8C_1x3_3-4		0	Bolt Gr. 8 UNC 1" x 3-3/4"
6	21	BLT8C_1x3_PLW		0	Bolt Gr. 8 UNC 1" x 3" Plow
7	21	NUT8C_1		0	Nut Gr. 8 UNC 1"
8	20	NUT8C_1_STL		0	Nut Gr. 8 UNC 1" Stover Lock
9	40	WSH8_1_STR		0	Washer Gr. 8 - 1" Structural

SECTION 1.07

STRUCTURAL

2301 3013 FLOOR
(311000390-R1_A_F)

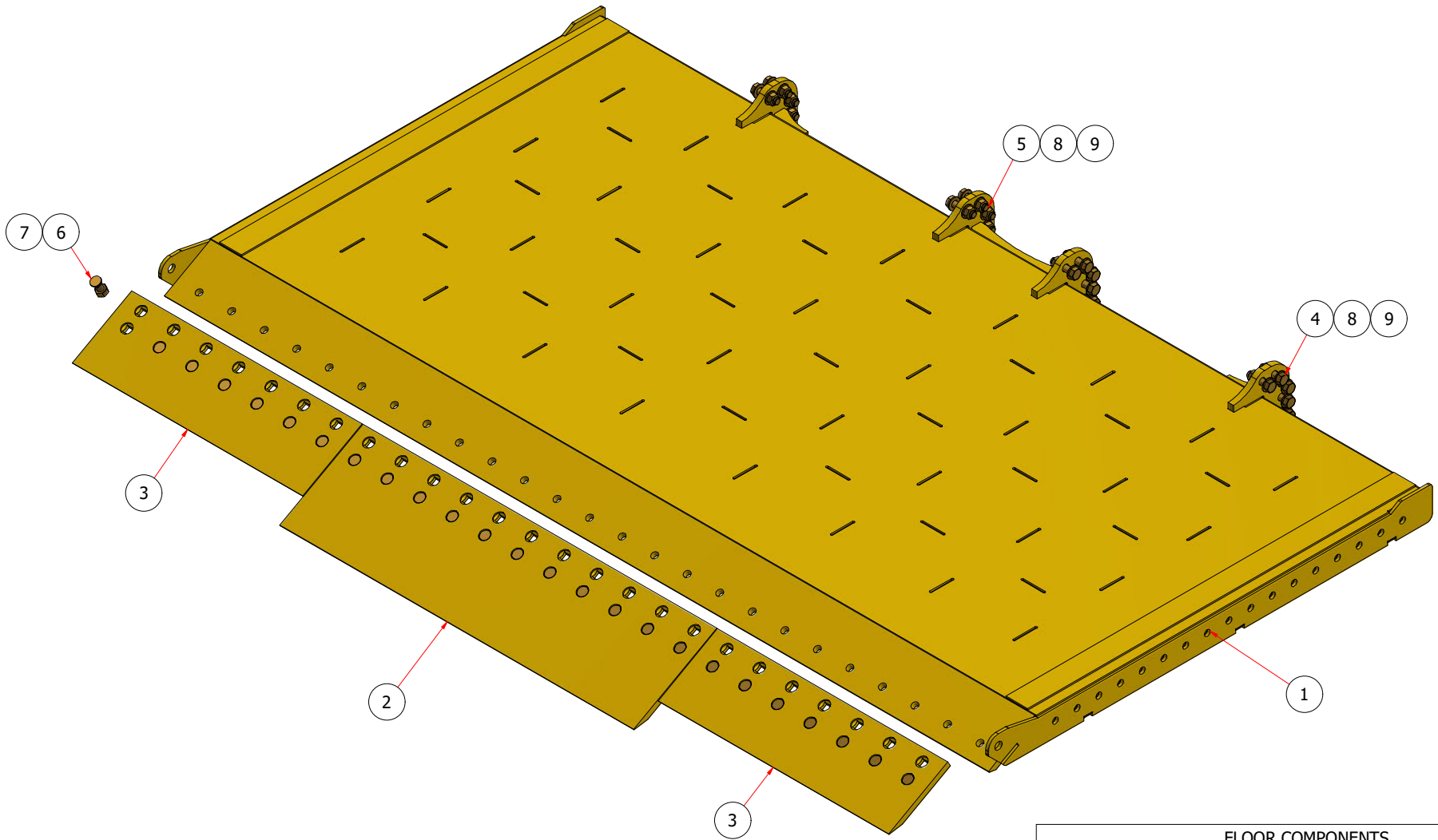


FLOOR COMPONENTS					
ITEM	QTY	K-TEC P.N.	ASHLAND P.N.	REV	DESCRIPTION
1	1	311000390_w_F-CY	601578	1	FLOOR, BOWL, 3013
2	1	413002009	400597	0	CENTER BLADE, 1"
3	2	413002014	400598	0	OUTER BLADE, 3013/3413
4	10	BLT8C_1x3_1-2		0	Bolt Gr. 8 UNC 1" x 3-1/2"
5	10	BLT8C_1x3_3-4		0	Bolt Gr. 8 UNC 1" x 3-3/4"
6	25	BLT8C_1x3_PLW		0	Bolt Gr. 8 UNC 1" x 3" Plow
7	25	NUT8C_1		0	Nut Gr. 8 UNC 1"
8	20	NUT8C_1_STL		0	Nut Gr. 8 UNC 1" Stover Lock
9	40	WSH8_1_STR		0	Washer Gr. 8 - 1" Structural

SECTION 1.07

STRUCTURAL

2301 3413 FLOOR
(311000338-R1_A_F)

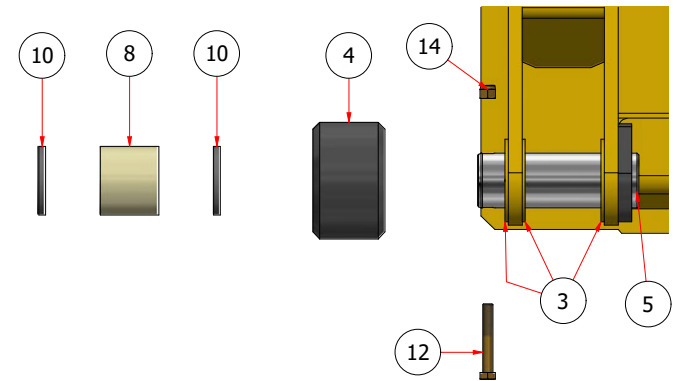
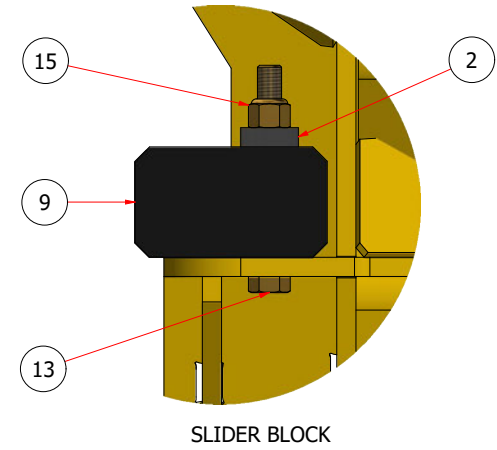
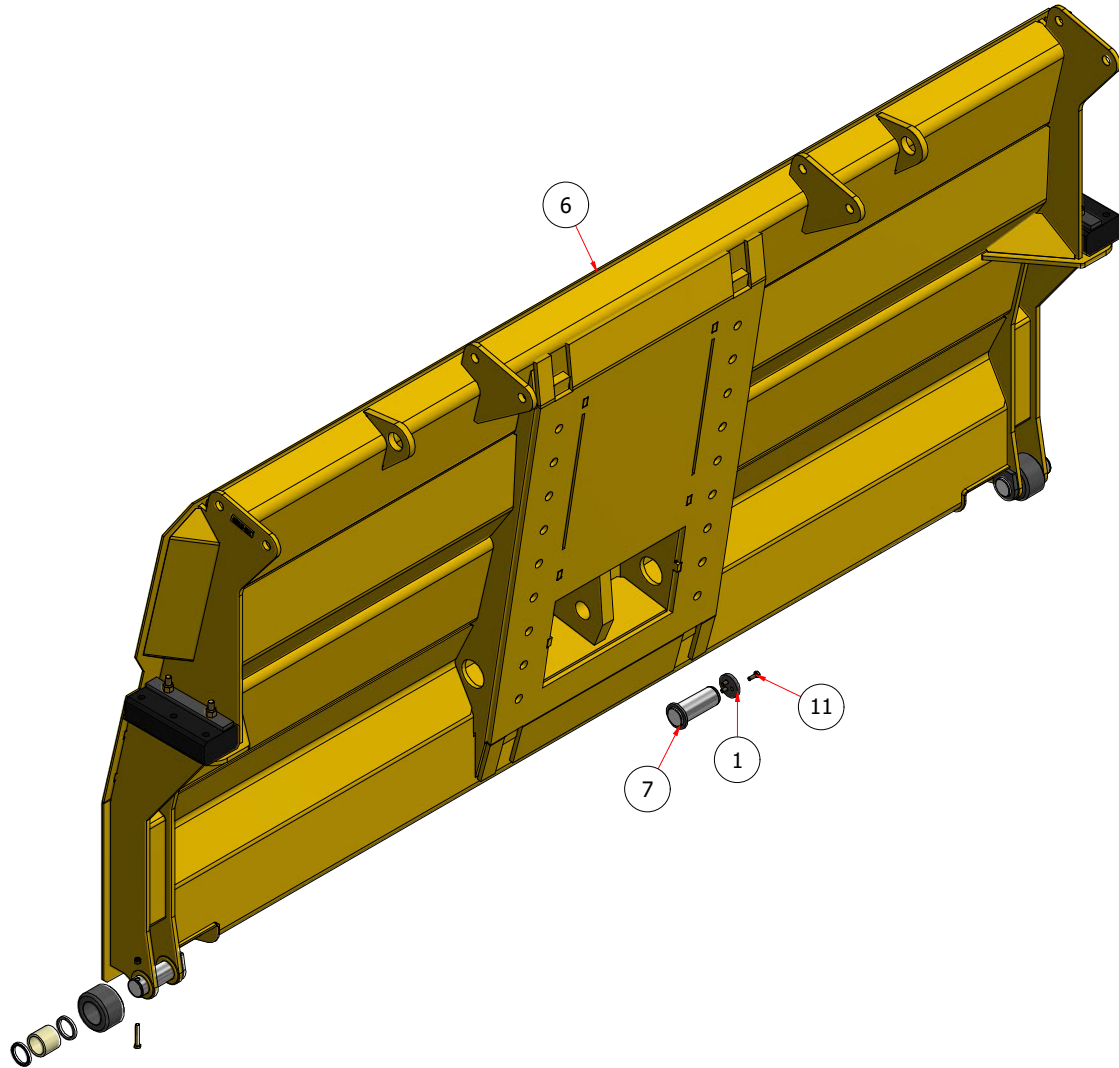


FLOOR COMPONENTS					
ITEM	QTY	PART NUMBER	COMMENTS	REV	DESCRIPTION
1	1	311000338_w_F-CY	601368	1	FLOOR, BOWL, 3413
2	1	413002009	400597	0	CENTER BLADE, 1"
3	2	413002014	400598	0	OUTER BLADE, 3013/3413
4	10	BLT8C_1x3_1-2		0	Bolt Gr. 8 UNC 1" x 3-1/2"
5	10	BLT8C_1x3_3-4		0	Bolt Gr. 8 UNC 1" x 3-3/4"
6	25	BLT8C_1x3_PLW		0	Bolt Gr. 8 UNC 1" x 3" Plow
7	25	NUT8C_1		0	Nut Gr. 8 UNC 1"
8	20	NUT8C_1_STL		0	Nut Gr. 8 UNC 1" Stover Lock
9	40	WSH8_1_STR		0	Washer Gr. 8 - 1" Structural

SECTION 1.08

STRUCTURAL

2301 2411/2811 EJECTOR FACE
(311000318-R1_A_E)

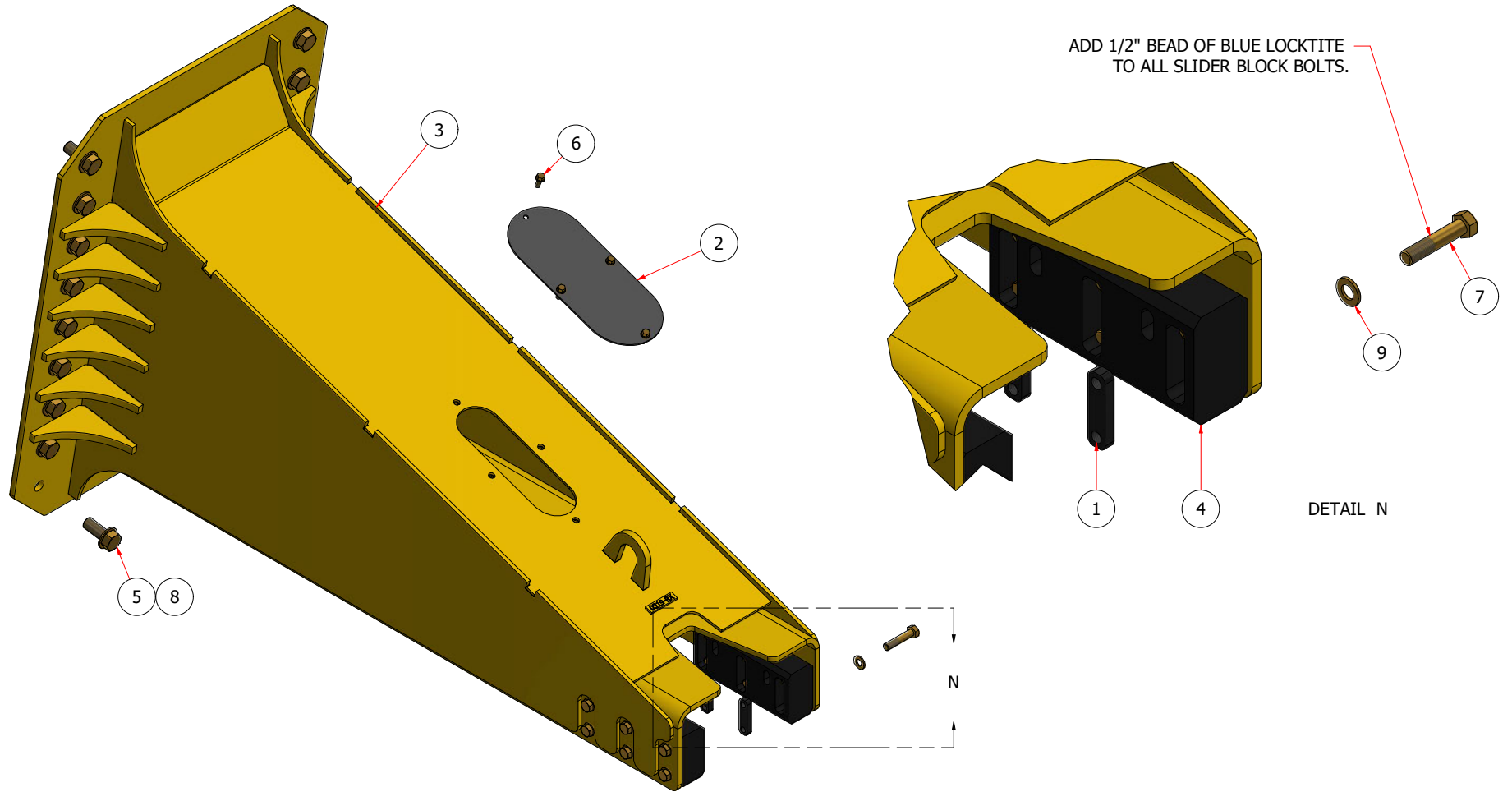


EJECTOR FACE COMPONENTS					
ITEM	QTY	K-TEC P.N.	ASHLAND P.N.	REV	DESCRIPTION
1	1	111000420_c_E-CG	504703	0	PUSH OFF PIN CAP
2	2	111000650_c_E-CG	504227	1	SLIDER CLAMP, FRONT, PUSHOFF
3	6	111000664_c_E-CY	AFW-00014	0	2" DIA PIN SPACER
4	2	211000188_sm_E-CZ	504232	1	FLOOR ROLLER, PUSH OFF
5	2	311000310_w_PIN-CG	601427	2	ROLLER PIN, PUSH OFF
6	1	311000318_w_E-CY	601459	4	FRONT, PUSH OFF, 2711
7	1	311000330_w_PIN-CG	601660	0	PUSH OFF ROD END PIN, 3213
8	2	404000124	400355	0	Composite Bushing 2.5" OD x 2" ID x 2.125" L
9	2	408000032	504323	1	SLIDER BLOCK, PUSH OFF
10	4	422000001	400739	0	Seal Dust 2.50" OD x 2.00" ID x 0.250"
11	3	BLT8C_3-8x1		0	Bolt Gr. 8 UNC 3/8" x 1"
12	2	BLT8C_3-8x2_1-2		0	Bolt Gr. 8 UNC 3/8" x 2-1/2"
13	4	BLT8C_5-8x5_1-2		0	Bolt Gr. 8 UNC 5/8" x 5-1/2"
14	2	NUT8C_3-8_NYL		0	Nut Gr. 8 UNC 3/8" Nylon Lock
15	4	NUT8C_5-8_NYL		0	Nut Gr. 8 UNC 5/8" Nylon Lock

SECTION 1.08

STRUCTURAL

2301 2411/3013 EJECTOR HOOD
(311000319-R1_A_E)

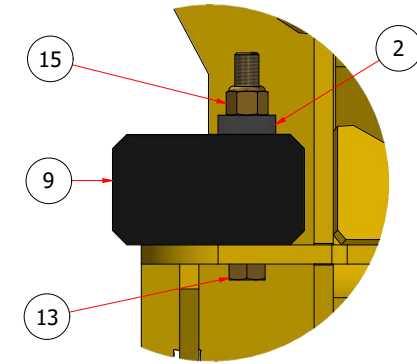
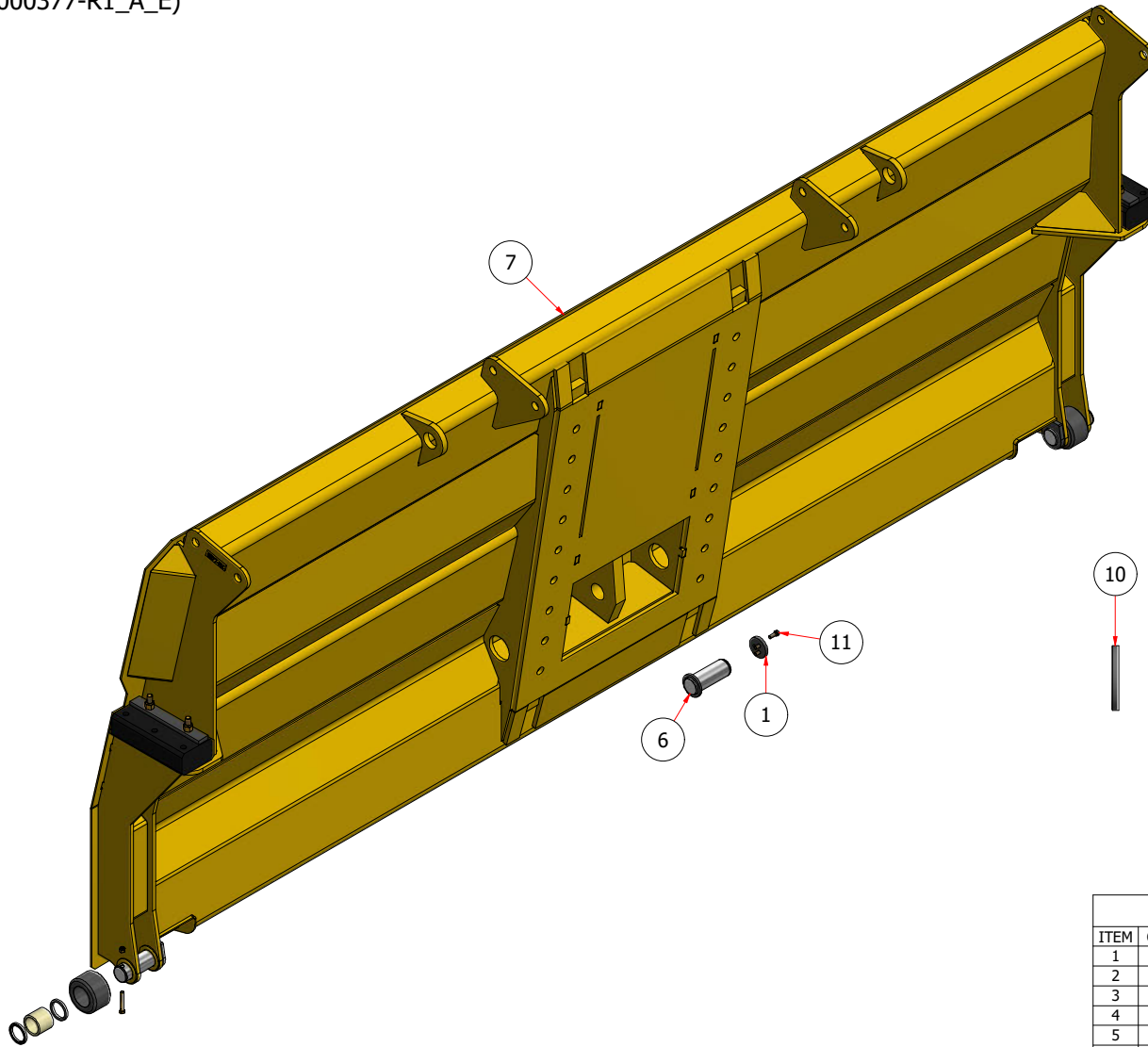


EJECTOR HOOD COMPONENTS					
ITEM	QTY	K-TEC P.N.	ASHLAND P.N.	REV	DESCRIPTION
1	6	111000709_cm_E-CG	504844	0	SLIDER BLOCK BACK PLATE
2	1	111000883_c_E-CG	504424	0	HYDRAULIC ACCESS COVER, PUSH OFF
3	1	311000319_w_E-CY	601584	1	TAIL, PUSH OFF
4	2	408000032	504323	1	SLIDER BLOCK, PUSH OFF
5	18	BLT8C_1x2_1-2		0	Bolt Gr. 8 UNC 1" x 2-1/2"
6	4	BLT8C_3-8x1_FLG		0	Bolt Gr. 8 UNC 3/8" x 1" Flange
7	12	BLT8C_5-8x3		0	Bolt Gr. 8 UNC 5/8" x 3"
8	18	WSH8_1_STR		0	Washer Gr. 8 - 1" Structural
9	12	WSH8_5-8_STR		0	Washer Gr. 8 - 5/8" Structural

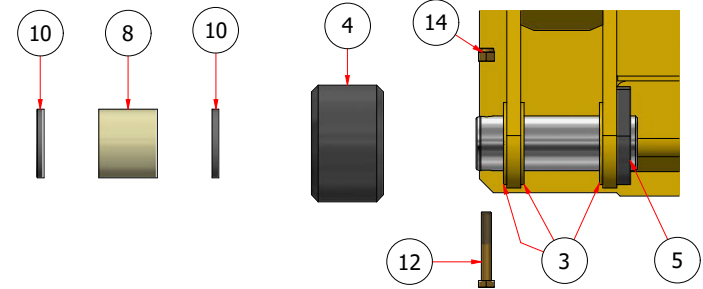
SECTION 1.08

STRUCTURAL

2301 3013/3413 EJECTOR FACE
(311000377-R1_A_E)



SLIDER BLOCK

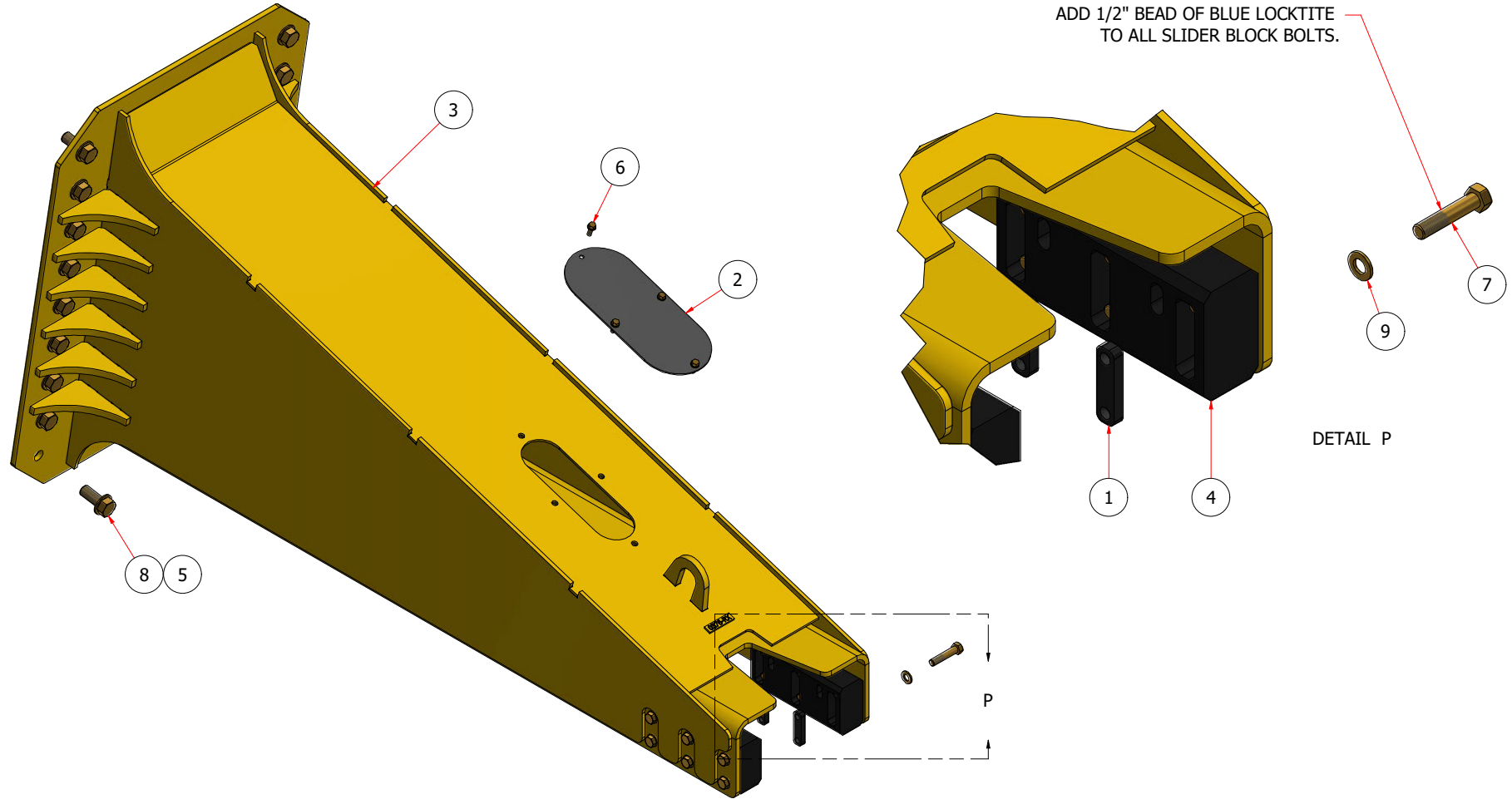


EJECTOR FACE COMPONENTS					
ITEM	QTY	K-TEC P.N.	ASHLAND P.N.	REV	DESCRIPTION
1	1	111000420_c_E-CG	504703	0	PUSH OFF PIN CAP
2	2	111000650_c_E-CG	504227	1	SLIDER CLAMP, FRONT, PUSHOFF
3	6	111000664_c_E-CY	AFW-00014	0	2" DIA PIN SPACER
4	2	211000188_sm_E-CZ	504232	1	FLOOR ROLLER, PUSH OFF
5	2	311000310_w_PIN-CG	601427	2	ROLLER PIN, PUSH OFF
6	1	311000330_w_PIN-CG	601660	0	PUSH OFF ROD END PIN, 3213
7	1	311000377_w_E-CY	601393	1	FRONT, PUSH OFF, 3013/3413
8	2	404000124	400355	0	Composite Bushing 2.5" OD x 2" ID x 2.125" L
9	2	408000032	504323	1	SLIDER BLOCK, PUSH OFF
10	4	422000001	400739	0	Seal Dust 2.50" OD x 2.00" ID x 0.250"
11	3	BLT8C_3-8x1		0	Bolt Gr. 8 UNC 3/8" x 1"
12	2	BLT8C_3-8x2_1-2		0	Bolt Gr. 8 UNC 3/8" x 2-1/2"
13	4	BLT8C_5-8x5_1-2		0	Bolt Gr. 8 UNC 5/8" x 5-1/2"
14	2	NUT8C_3-8_NYL		0	Nut Gr. 8 UNC 3/8" Nylon Lock
15	4	NUT8C_5-8_NYL		0	Nut Gr. 8 UNC 5/8" Nylon Lock

SECTION 1.08

STRUCTURAL

2301 2811/3413 EJECTOR HOOD
(311000376-R1_A_E)

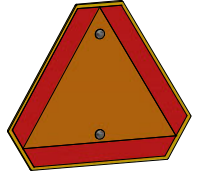


EJECTOR HOOD COMPONENTS					
ITEM	QTY	K-TEC P.N.	ASHLAND P.N.	REV	DESCRIPTION
1	6	111000709_cm_E-CG	504844	0	SLIDER BLOCK BACK PLATE
2	1	111000883_c_E-CG	504424	0	HYDRAULIC ACCESS COVER, PUSH OFF
3	1	311000376_w_E-CY	601369	1	TAIL, PUSH OFF
4	2	408000032	504323	1	SLIDER BLOCK, PUSH OFF
5	18	BLT8C_1x2_1-2		0	Bolt Gr. 8 UNC 1" x 2-1/2"
6	4	BLT8C_3-8x1_FLG		0	Bolt Gr. 8 UNC 3/8" x 1" Flange
7	12	BLT8C_5-8x3		0	Bolt Gr. 8 UNC 5/8" x 3"
8	18	WSH8_1_STR		0	Washer Gr. 8 - 1" Structural
9	12	WSH8_5-8_STR		0	Washer Gr. 8 - 5/8" Structural

SECTION 1.09

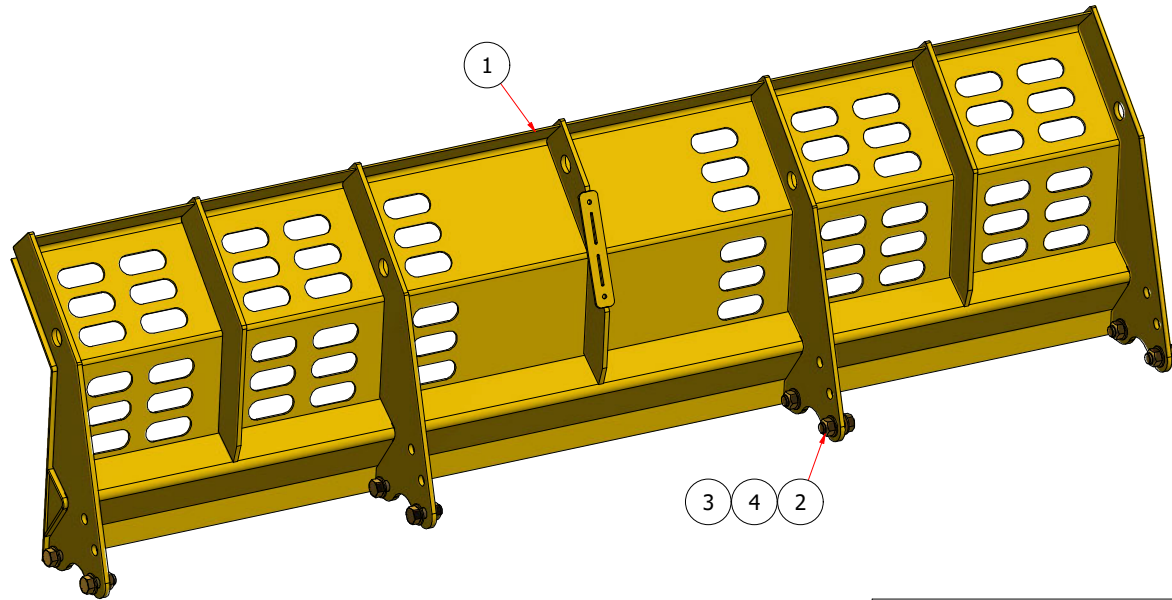
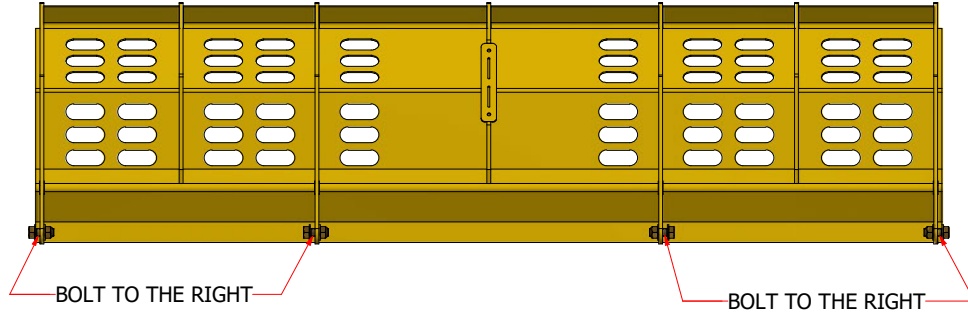
STRUCTURAL

2301 2411/2811 RACK
(311000316-R3_A_R)



301100172 Kit

QTY	DESCRIPTION
2	Bolt Gr. 5 UNC 3/8" x 1" Carriage
1	Decal - SMV Sign
2	Nut Gr. 8 UNC 3/8" Stover Lock
1	SMV sign holder
2	Washer Gr. 8 - 3/8" Structural




RACK COMPONENTS					
ITEM	QTY	K-TEC P.N.	ASHLAND P.N.	REV	DESCRIPTION
1	1	311000316_w_R-CY	601463	3	HEADACHE RACK, PUSH OFF, 2411/2811
2	8	BLT8C_1x2_1-2		0	Bolt Gr. 8 UNC 1" x 2-1/2"
3	8	NUT8C_1_STL		0	Nut Gr. 8 UNC 1" Stover Lock
4	16	WSH8_1_STR		0	Washer Gr. 8 - 1" Structural

SECTION 1.09

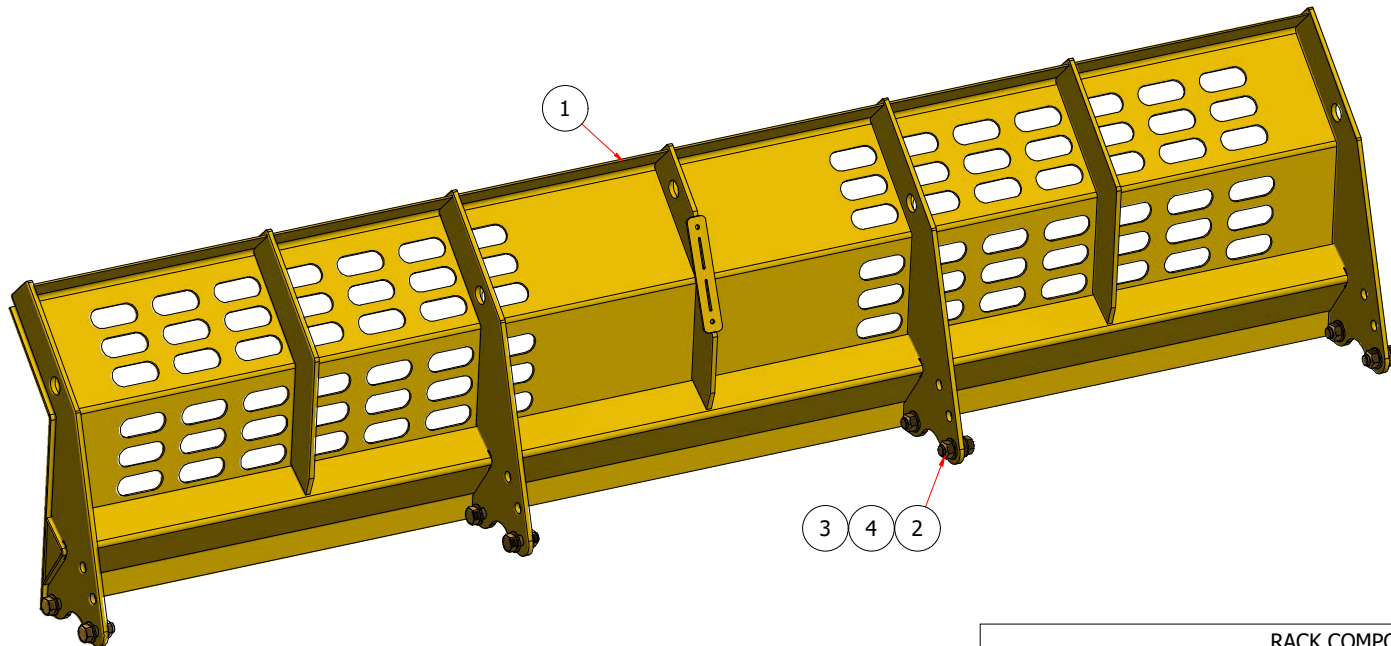
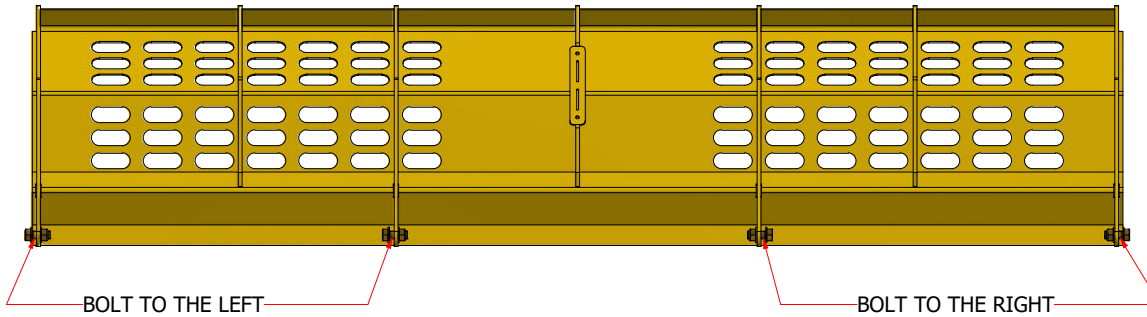
STRUCTURAL

2301 3013/3413 RACK
(311000375-R1_A_R)



301100172 Kit

QTY	DESCRIPTION
2	Bolt Gr. 5 UNC 3/8" x 1" Carriage
1	Decal - SMV Sign
2	Nut Gr. 8 UNC 3/8" Stover Lock
1	SMV sign holder
2	Washer Gr. 8 - 3/8" Structural

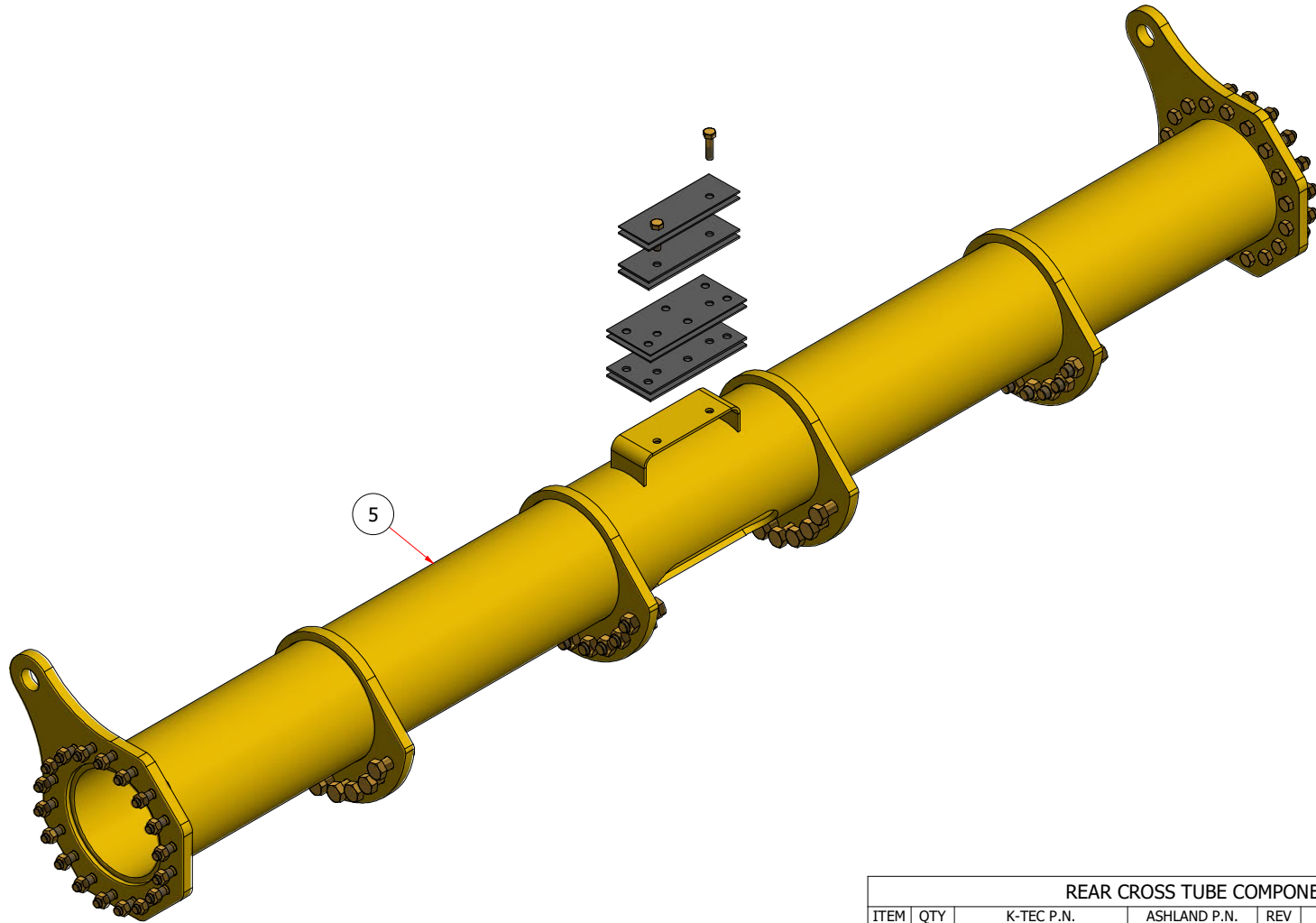


RACK COMPONENTS					
ITEM	QTY	PART NUMBER	COMMENTS	REV	DESCRIPTION
1	1	311000375_w_R-CY	601395	1	HEADACHE RACK, PUSH OFF, 3013/3413
2	8	BLT8C_1x2_1-2		0	Bolt Gr. 8 UNC 1" x 2-1/2"
3	8	NUT8C_1_STL		0	Nut Gr. 8 UNC 1" Stover Lock
4	16	WSH8_1_STR		0	Washer Gr. 8 - 1" Structural

SECTION 1.10

STRUCTURAL

2301 2411/2811 REAR CROSS TUBE
(311000315-R1_A_S)

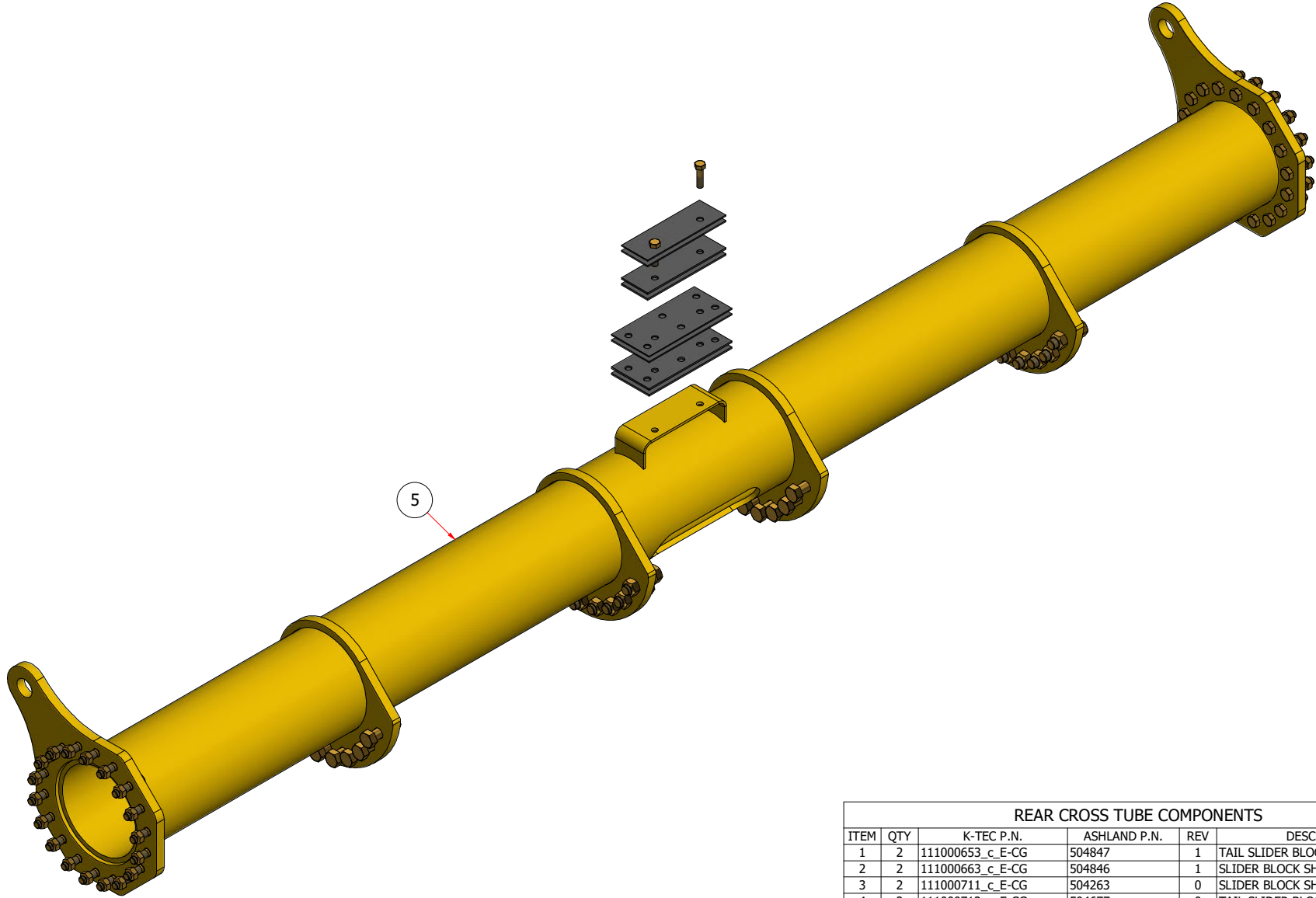


REAR CROSS TUBE COMPONENTS					
ITEM	QTY	K-TEC P.N.	ASHLAND P.N.	REV	DESCRIPTION
1	2	111000653_c_E-CG	504847	1	TAIL SLIDER BLOCK SIM, PUSH OFF
2	2	111000663_c_E-CG	504846	1	SLIDER BLOCK SHIM, PUSH OFF
3	2	111000711_c_E-CG	504263	0	SLIDER BLOCK SHIM, PUSH OFF
4	2	111000712_c_E-CG	504677	0	TAIL SLIDER BLOCK SIM, PUSH OFF
5	1	311000315_w_S-CY	601590	1	REAR CROSS PIPE, BOWL, 2411/2811
6	24	BLT8C_1x3_1-2		0	Bolt Gr. 8 UNC 1" x 3-1/2"
7	36	BLT8C_3-4x3		0	Bolt Gr. 8 UNC 3/4" x 3"
8	2	BLT8C_5-8x2_1-4		0	Bolt Gr. 8 UNC 5/8" x 2-1/4"
9	24	NUT8C_1_STL		0	Nut Gr. 8 UNC 1" Stover Lock
10	36	NUT8C_3-4_STL		0	Nut Gr. 8 UNC 3/4" Stover Lock

SECTION 1.10

STRUCTURAL

2301 3013/3413 REAR CROSS TUBE
(311000374-R0_A_S)

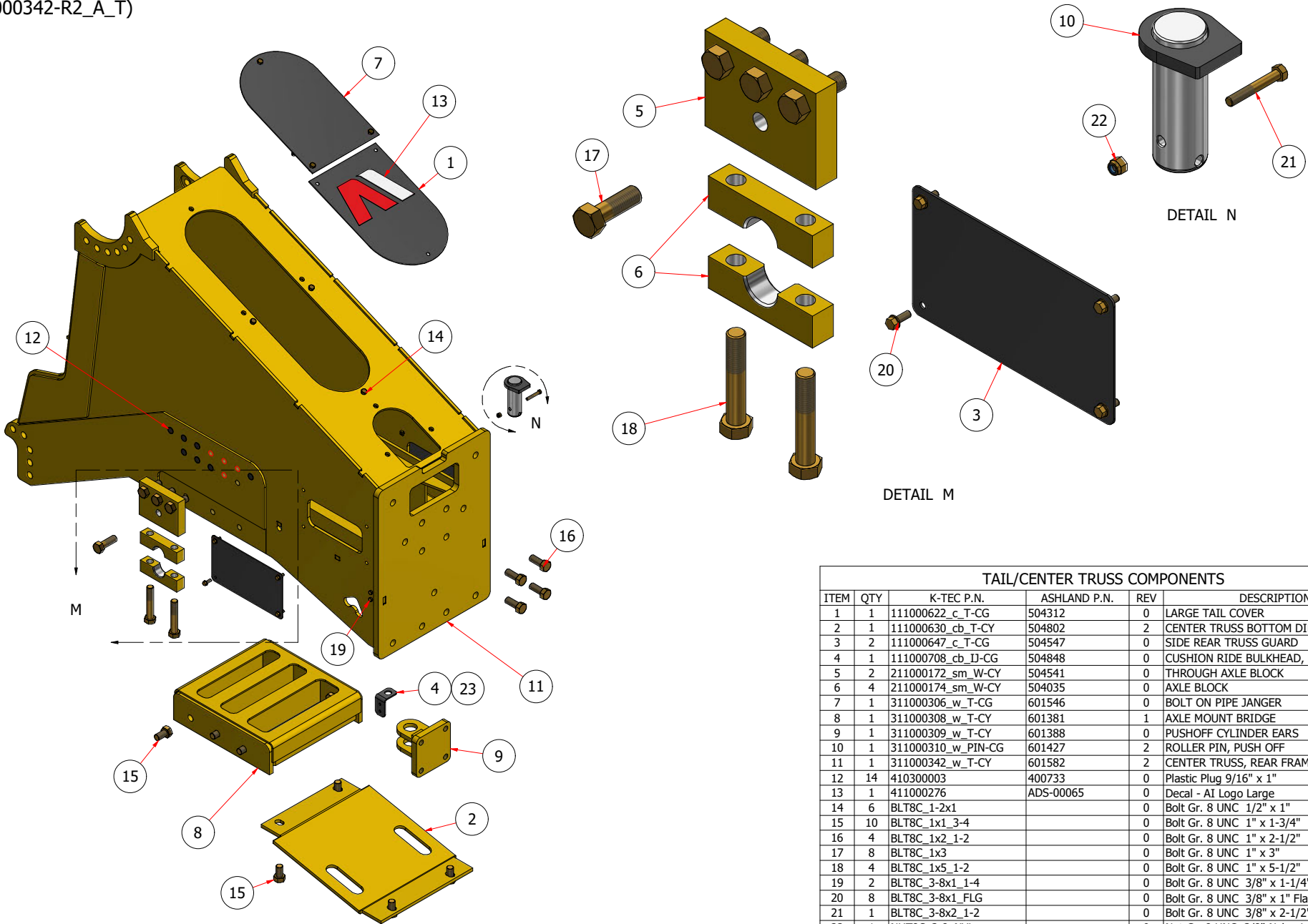


REAR CROSS TUBE COMPONENTS					
ITEM	QTY	K-TEC P.N.	ASHLAND P.N.	REV	DESCRIPTION
1	2	111000653_c_E-CG	504847	1	TAIL SLIDER BLOCK SIM, PUSH OFF
2	2	111000663_c_E-CG	504846	1	SLIDER BLOCK SHIM, PUSH OFF
3	2	111000711_c_E-CG	504263	0	SLIDER BLOCK SHIM, PUSH OFF
4	2	111000712_c_E-CG	504677	0	TAIL SLIDER BLOCK SIM, PUSH OFF
5	1	311000374_w_S-CY	601362	0	REAR CROSS PIPE, BOWL, 3013/3413
6	24	BLT8C_1x3_1-2		0	Bolt Gr. 8 UNC 1" x 3-1/2"
7	36	BLT8C_3-4x3		0	Bolt Gr. 8 UNC 3/4" x 3"
8	2	BLT8C_5-8x2_1-4		0	Bolt Gr. 8 UNC 5/8" x 2-1/4"
9	24	NUT8C_1_STL		0	Nut Gr. 8 UNC 1" Stover Lock
10	36	NUT8C_3-4_STL		0	Nut Gr. 8 UNC 3/4" Stover Lock

SECTION 1.11

STRUCTURAL

2301 2411/3013 TAIL/CENTER TRUSS
(311000342-R2_A_T)

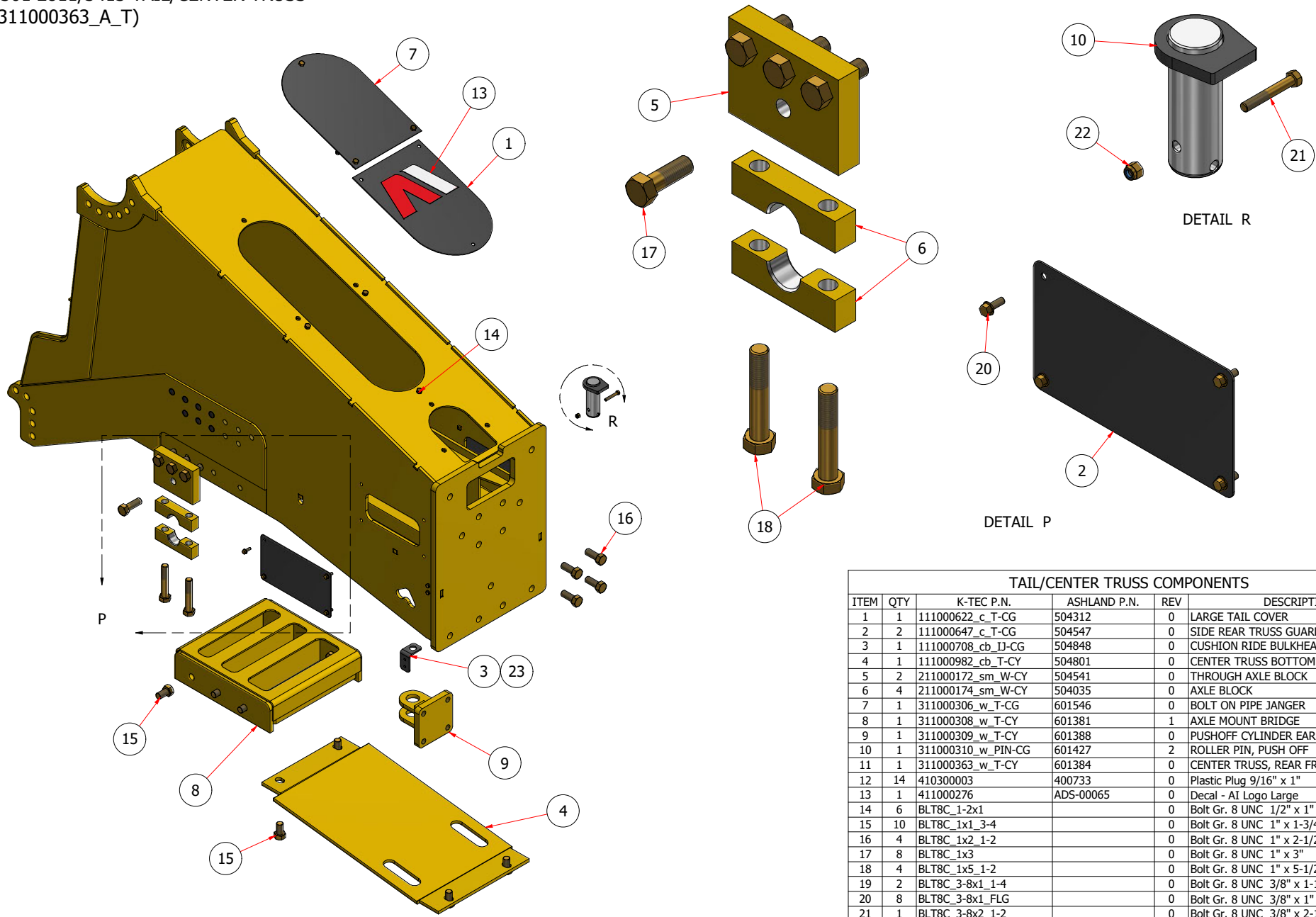


TAIL/CENTER TRUSS COMPONENTS					
ITEM	QTY	K-TEC P.N.	ASHLAND P.N.	REV	DESCRIPTION
1	1	111000622_c_T-CG	504312	0	LARGE TAIL COVER
2	1	111000630_cb_T-CY	504802	2	CENTER TRUSS BOTTOM DIRT SHIELD
3	2	111000647_c_T-CG	504547	0	SIDE REAR TRUSS GUARD
4	1	111000708_cb_IJ-CG	504848	0	CUSHION RIDE BULKHEAD, FS
5	2	211000172_sm_W-CY	504541	0	THROUGH AXLE BLOCK
6	4	211000174_sm_W-CY	504035	0	AXLE BLOCK
7	1	311000306_w_T-CG	601546	0	BOLT ON PIPE JANGER
8	1	311000308_w_T-CY	601381	1	AXLE MOUNT BRIDGE
9	1	311000309_w_T-CY	601388	0	PUSHOFF CYLINDER EARS
10	1	311000310_w_PIN-CG	601427	2	ROLLER PIN, PUSH OFF
11	1	311000342_w_T-CY	601582	2	CENTER TRUSS, REAR FRAME, 2411/3013
12	14	410300003	400733	0	Plastic Plug 9/16" x 1"
13	1	411000276	ADS-00065	0	Decal - AI Logo Large
14	6	BLT8C_1-2x1		0	Bolt Gr. 8 UNC 1/2" x 1"
15	10	BLT8C_1x1_3-4		0	Bolt Gr. 8 UNC 1" x 1-3/4"
16	4	BLT8C_1x2_1-2		0	Bolt Gr. 8 UNC 1" x 2-1/2"
17	8	BLT8C_1x3		0	Bolt Gr. 8 UNC 1" x 3"
18	4	BLT8C_1x5_1-2		0	Bolt Gr. 8 UNC 1" x 5-1/2"
19	2	BLT8C_3-8x1_1-4		0	Bolt Gr. 8 UNC 3/8" x 1-1/4"
20	8	BLT8C_3-8x1_FLG		0	Bolt Gr. 8 UNC 3/8" x 1" Flange
21	1	BLT8C_3-8x2_1-2		0	Bolt Gr. 8 UNC 3/8" x 2-1/2"
22	1	NUT8C_3-8_NYL		0	Nut Gr. 8 UNC 3/8" Nylon Lock
23	2	NUT8C_3-8_STL		0	Nut Gr. 8 UNC 3/8" Stover Lock

SECTION 1.11

STRUCTURAL

2301 2811/3413 TAIL/CENTER TRUSS
(311000363_A_T)



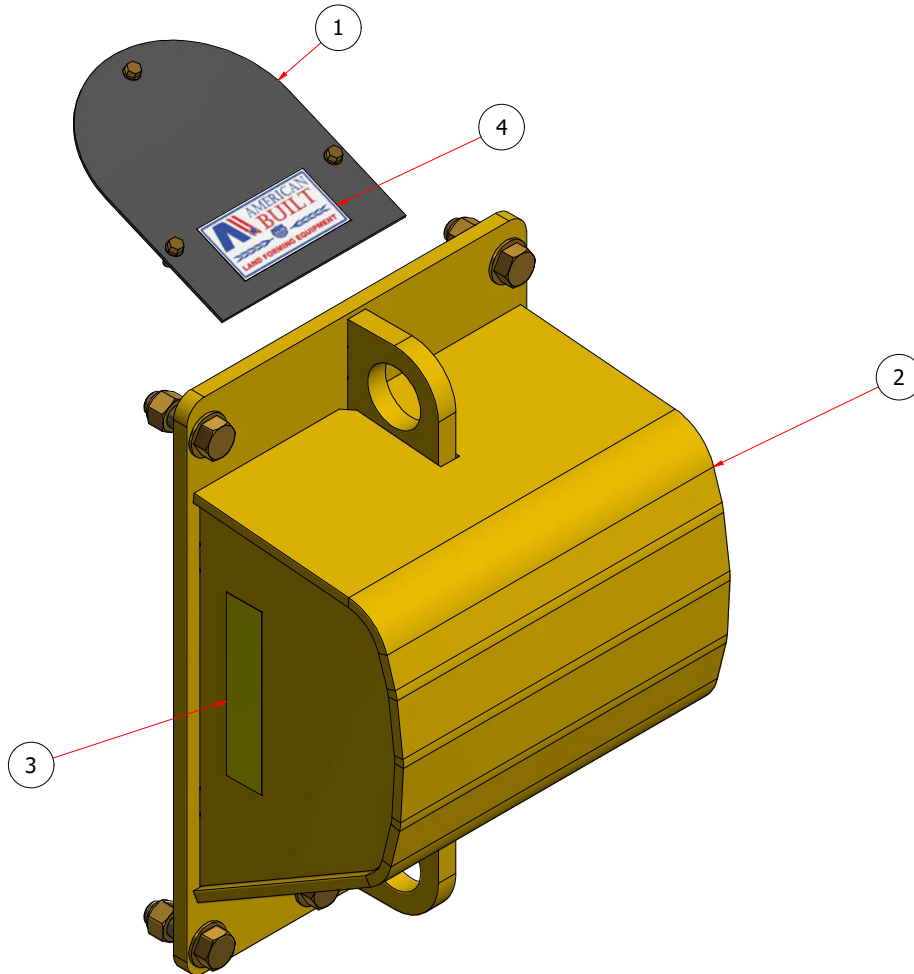
TAIL/CENTER TRUSS COMPONENTS

ITEM	QTY	K-TEC P.N.	ASHLAND P.N.	REV	DESCRIPTION
1	1	111000622_c_T-CG	504312	0	LARGE TAIL COVER
2	2	111000647_c_T-CG	504547	0	SIDE REAR TRUSS GUARD
3	1	111000708_cb_IJ-CG	504848	0	CUSHION RIDE BULKHEAD, FS
4	1	111000982_cb_T-CY	504801	0	CENTER TRUSS BOTTOM DIRT SHIELD
5	2	211000172_sm_W-CY	504541	0	THROUGH AXLE BLOCK
6	4	211000174_sm_W-CY	504035	0	AXLE BLOCK
7	1	311000306_w_T-CG	601546	0	BOLT ON PIPE JANGER
8	1	311000308_w_T-CY	601381	1	AXLE MOUNT BRIDGE
9	1	311000309_w_T-CY	601388	0	PUSHOFF CYLINDER EARS
10	1	311000310_w_PIN-CG	601427	2	ROLLER PIN, PUSH OFF
11	1	311000363_w_T-CY	601384	0	CENTER TRUSS, REAR FRAME, 2811/3413
12	14	410300003	400733	0	Plastic Plug 9/16" x 1"
13	1	411000276	ADS-00065	0	Decal - AI Logo Large
14	6	BLT8C_1-2x1		0	Bolt Gr. 8 UNC 1/2" x 1"
15	10	BLT8C_1x1_3-4		0	Bolt Gr. 8 UNC 1" x 1-3/4"
16	4	BLT8C_1x2_1-2		0	Bolt Gr. 8 UNC 1" x 2-1/2"
17	8	BLT8C_1x3		0	Bolt Gr. 8 UNC 1" x 3"
18	4	BLT8C_1x5_1-2		0	Bolt Gr. 8 UNC 1" x 5-1/2"
19	2	BLT8C_3-8x1_1-4		0	Bolt Gr. 8 UNC 3/8" x 1-1/4"
20	8	BLT8C_3-8x1_FLG		0	Bolt Gr. 8 UNC 3/8" x 1" Flange
21	1	BLT8C_3-8x2_1-2		0	Bolt Gr. 8 UNC 3/8" x 2-1/2"
22	1	NUT8C_3-8_NYL		0	Nut Gr. 8 UNC 3/8" Nylon Lock
23	2	NUT8C_3-8_STL		0	Nut Gr. 8 UNC 3/8" Stover Lock

SECTION 1.11

STRUCTURAL

2301 2411-3413 PUSH BUMPER
(311100014 Kit)



PUSH BUMPER COMPONENTS

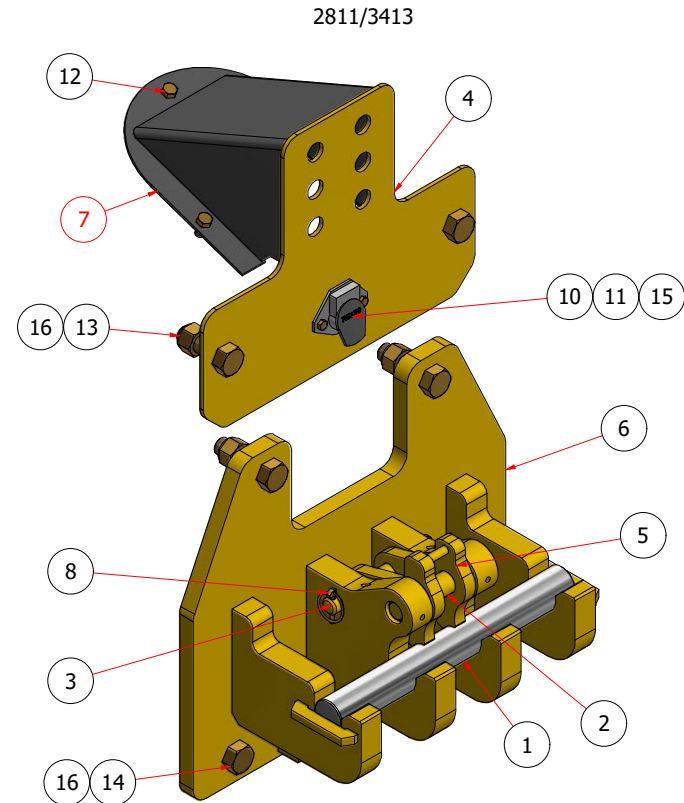
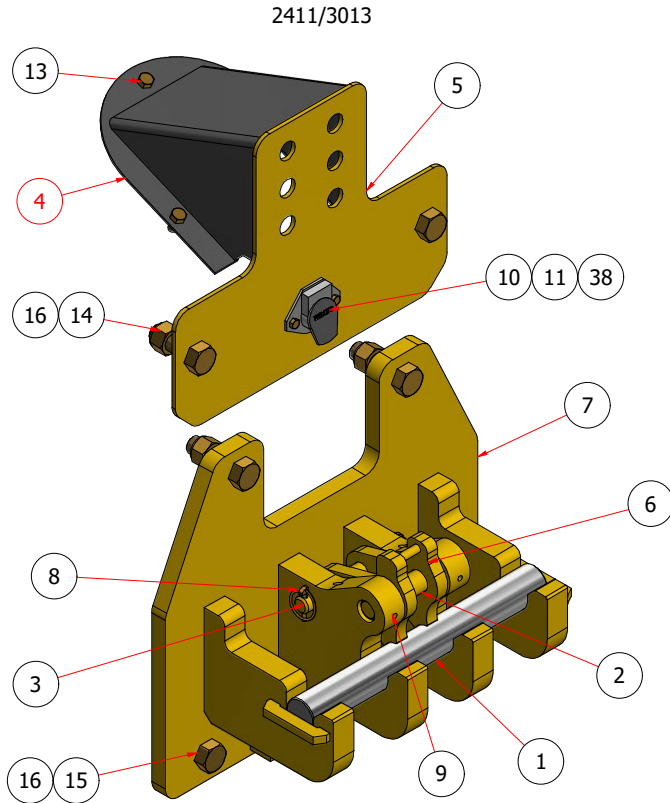
ITEM	QTY	K-TEC P.N.	ASHLAND P.N.	REV	DESCRIPTION
1	1	111001059_c_T-CG	504313	0	SMALL TAIL COVER, AI
2	1	311000344_w_T-CY	601543	2	BUMPER, 3213/2711
3	2	411000004		0	Decal - Reflective Tape, Yellow
4	1	411000277	ADS-00069	0	Decal - American Built
5	6	BLT8C_1x3_1-4		0	Bolt Gr. 8 UNC 1" x 3-1/4"
6	3	BLT8C_3-8x1_FLG		0	Bolt Gr. 8 UNC 3/8" x 1" Flange
7	6	NUT8C_1_NYL		0	Nut Gr. 8 UNC 1" Nylon Lock
8	6	WSH8_1_STR		0	Washer Gr. 8 - 1" Structural

SECTION 1.11

STRUCTURAL

2301 2411-3413 LEAD REAR HITCH
(311100015 Kit, 311100017 Kit)

THE REAR HYDRAULIC BULKHEAD COVER IS DEPENDANT ON YOUR SCRAPER MODEL.



311100015 Kit

ITEM	QTY	K-TEC P.N.	ASHLAND P.N.	REV	DESCRIPTION
1	1	205001668_s	504590	1	Pin K-Tec Yoke 2" x 17.25"
2	1	211000213_sm_PIN-CY	504452	0	UNIVERSAL DRAWBAR, PIN, LATCH
3	1	211000214_sm_PIN-CY	504451	0	DRAWBAR, PIN, LATCH
4	1	311000365_w_D-CG	601680	0	REAR BULKHEAD COVER, 2411/3013
5	1	311000366_w_D-CY	601691	0	REAR BULKHEAD MOUNT
6	1	311000367_w_D-CY	601624	0	REAR HITCH, FLIPPER ASM
7	1	311000368_w_D-CY	601672	0	MAIN WELDMENT, REAR HITCH
8	2	405000024	90170A212	0	Pin Lynch, 1/4" (1.25" Useable)
9	2	405000148	98296A001	0	Roll Pin 5/16" x 2-1/4"
10	1	412000017		0	Trailer Plug - 7-Wire Male
11	1	412000018		0	Boot Socket 7-Wire
13	3	BLT8C_1-2x1		0	Bolt Gr. 8 UNC 1/2" x 1"
14	2	BLT8C_1x3		0	Bolt Gr. 8 UNC 1" x 3"
15	7	BLT8C_1x3_1-2		0	Bolt Gr. 8 UNC 1" x 3-1/2"
38	2	BLT8C_5-16x1		0	Bolt Gr. 8 UNC 5/16" x 1"
16	9	NUT8C_1_NYL		0	Nut Gr. 8 UNC 1" Nylon Lock

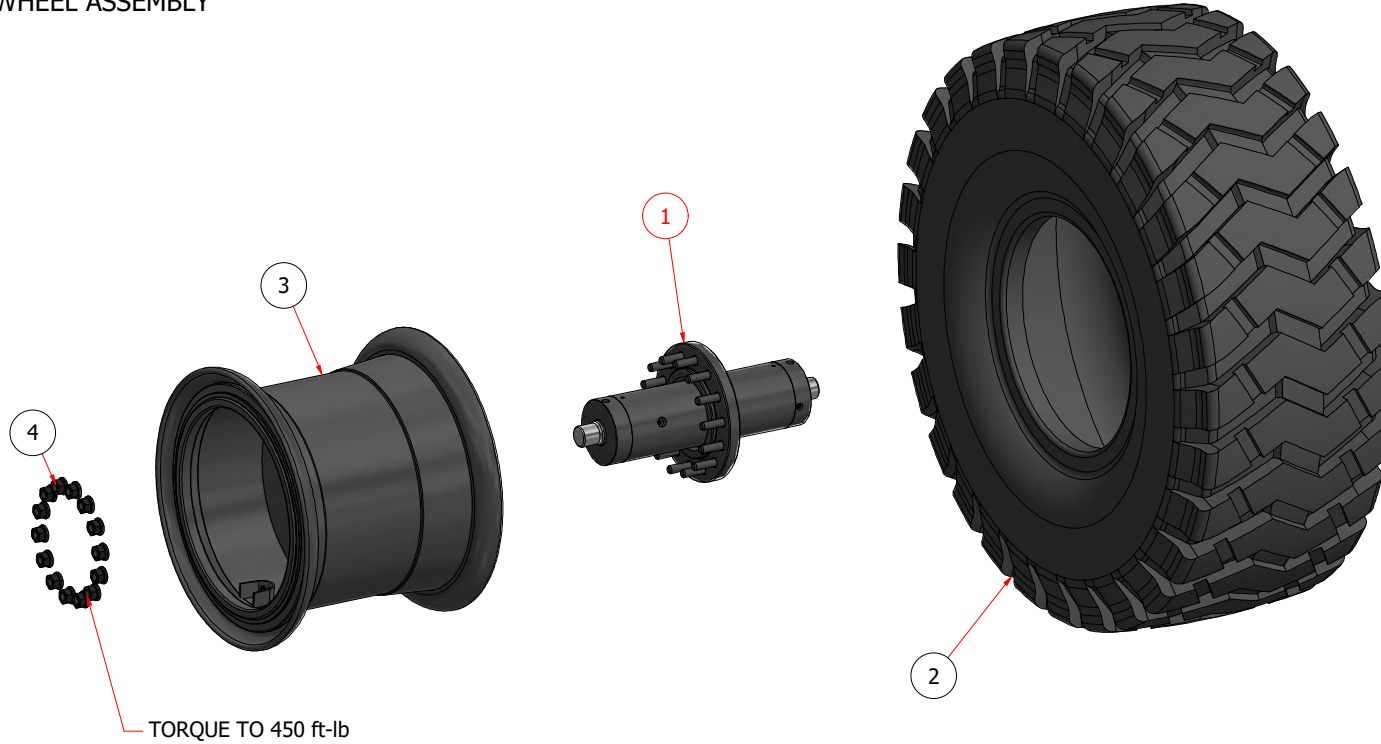
311100017 Kit

ITEM	QTY	K-TEC P.N.	ASHLAND P.N.	REV	DESCRIPTION
1	1	205001668_s	504590	1	Pin K-Tec Yoke 2" x 17.25"
2	1	211000213_sm_PIN-CY	504452	0	UNIVERSAL DRAWBAR, PIN, LATCH
3	1	211000214_sm_PIN-CY	504451	0	DRAWBAR, PIN, LATCH
4	1	311000366_w_D-CY	601691	0	REAR BULKHEAD MOUNT
5	1	311000367_w_D-CY	601624	0	REAR HITCH, FLIPPER ASM
6	1	311000368_w_D-CY	601672	0	MAIN WELDMENT, REAR HITCH
7	1	311000381_w_D-CG	601692	0	REAR BULKHEAD COVER, 2811/3413
8	2	405000024	90170A212	0	Pin Lynch, 1/4" (1.25" Useable)
9	2	405000148	98296A001	0	Roll Pin 5/16" x 2-1/4"
10	1	412000017		0	Trailer Plug - 7-Wire Male
11	1	412000018		0	Boot Socket 7-Wire
12	3	BLT8C_1-2x1		0	Bolt Gr. 8 UNC 1/2" x 1"
13	2	BLT8C_1x3		0	Bolt Gr. 8 UNC 1" x 3"
14	7	BLT8C_1x3_1-2		0	Bolt Gr. 8 UNC 1" x 3-1/2"
15	2	BLT8C_5-16x1		0	Bolt Gr. 8 UNC 5/16" x 1"
16	9	NUT8C_1_NYL		0	Nut Gr. 8 UNC 1" Nylon Lock

SECTION 1.12



STRUCTURAL

2301 2411-3413 WHEEL ASSEMBLY



NOTE:

2411 IS ONLY COMPATIBLE WITH 23.5 R25 TIRE AND RIM PACKAGE.

									
23.5 R25, 2 STAR TIRE & RIM PACKAGE					26.5 R25, 2 STAR TIRE & RIM PACKAGE				
QTY	K-TEC P.N.	ASHLAND P.N.	REV	DESCRIPTION	QTY	PART NUMBER	COMMENTS	REV	DESCRIPTION
1	417000050	ATI-00033	0	Tire	1	417000052	ATI-00031	0	Tire
1	418000085	601452	0	Rim	1	418000092	601558	0	Rim

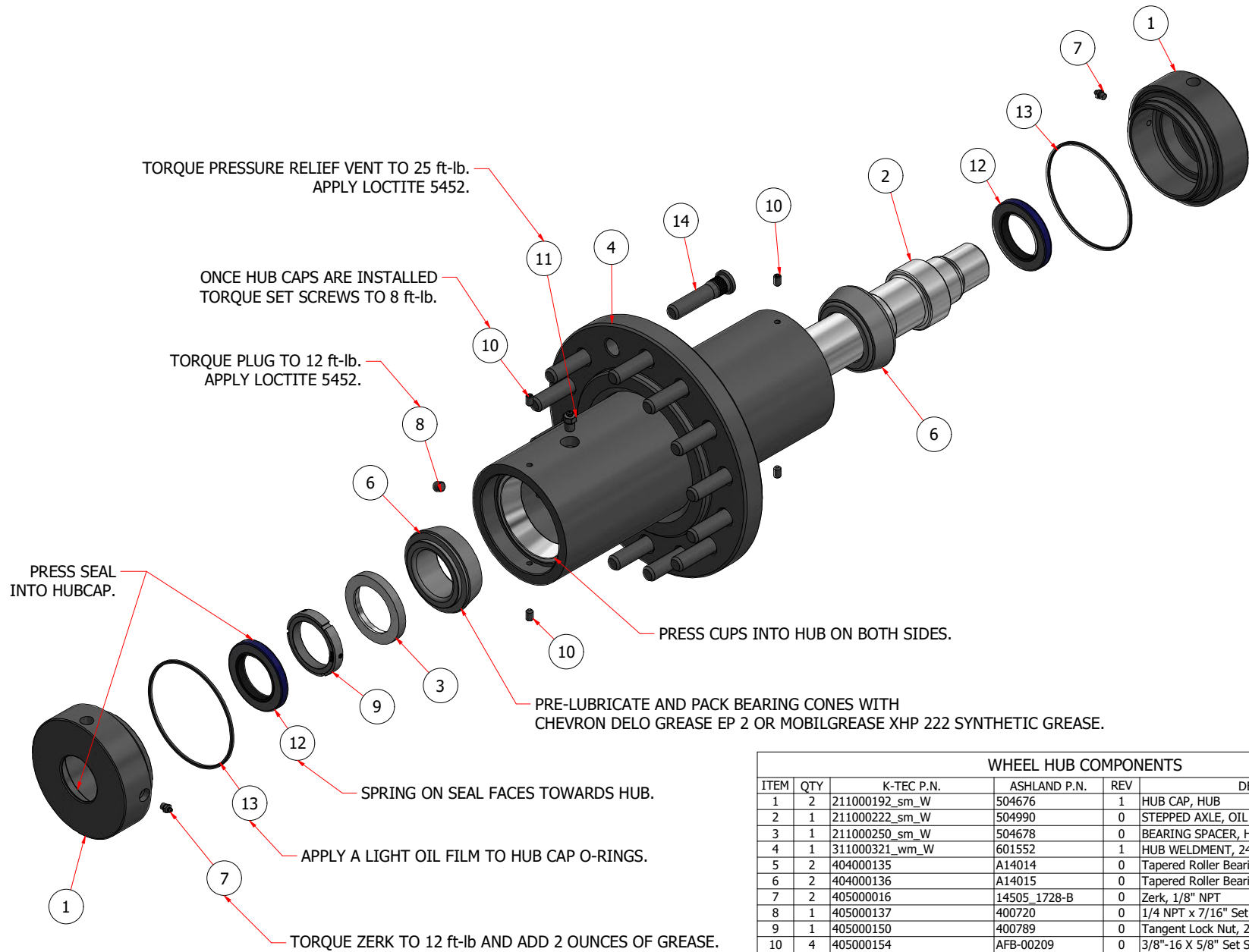
2411/2811 WHEEL ASSEMBLY COMPONENTS					
ITEM	QTY	K-TEC P.N.	ASHLAND P.N.	REV	DESCRIPTION
1	1	406000040-CG	601553	2	OIL BATH HUB ASSEMBLY
4	14	NUT8F_M22_1.5_FLG	A125229	0	Flange Nut M22 Gr 8 TP 1.5

3013/3413 WHEEL ASSEMBLY COMPONENTS					
ITEM	QTY	K-TEC P.N.	ASHLAND P.N.	REV	DESCRIPTION
1	1	406000042-CG	601454	2	OIL BATH HUB ASSEMBLY
4	14	NUT8F_M22_1.5_FLG	A125229	0	Flange Nut M22 Gr 8 TP 1.5

SECTION 1.12

STRUCTURAL

2301 2411/2811 WHEEL HUB



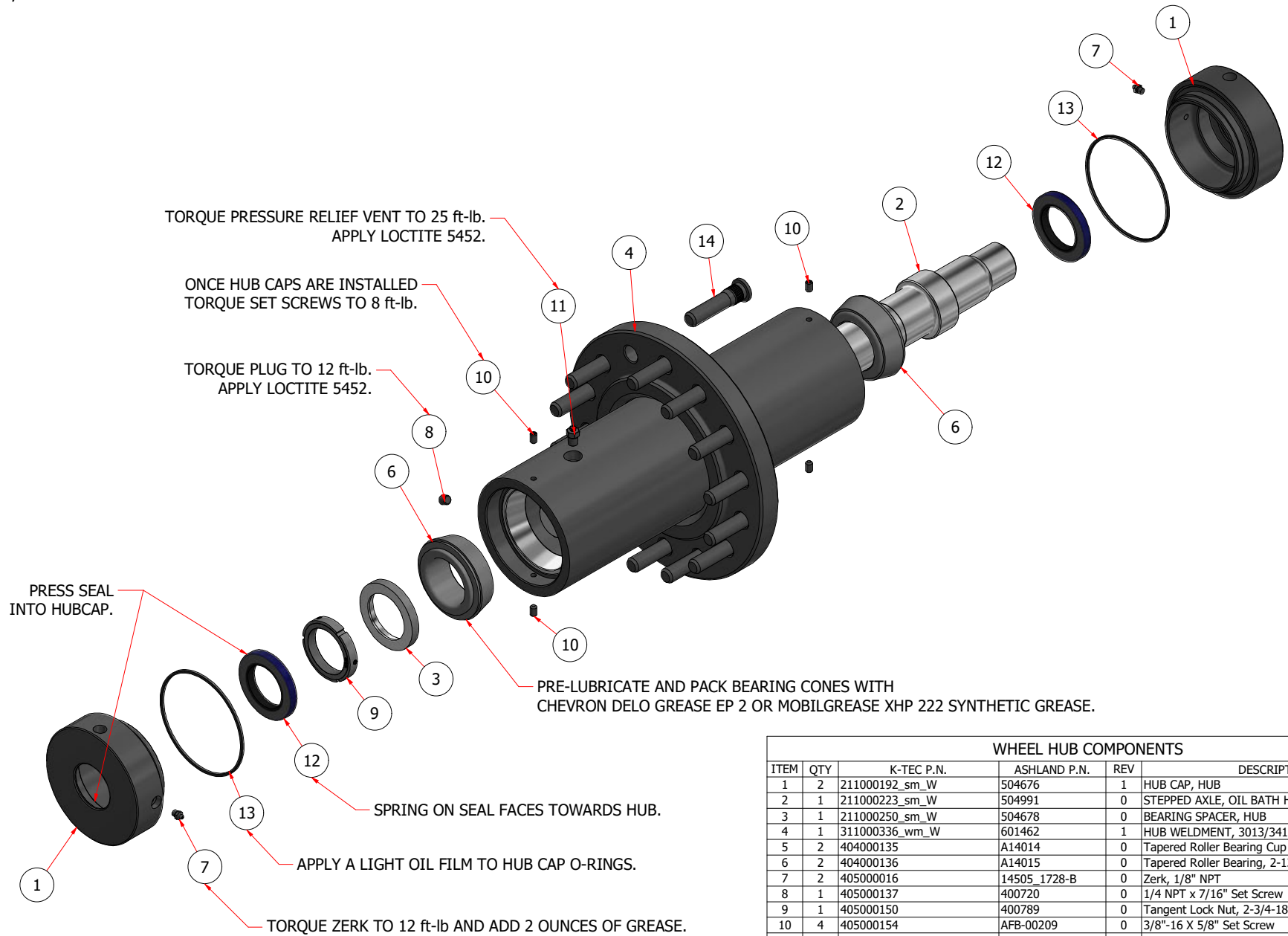
WHEEL HUB COMPONENTS

ITEM	QTY	K-TEC P.N.	ASHLAND P.N.	REV	DESCRIPTION
1	2	211000192_sm_W	504676	1	HUB CAP, HUB
2	1	211000222_sm_W	504990	0	STEPPED AXLE, OIL BATH HUB, 2411/2811
3	1	211000250_sm_W	504678	0	BEARING SPACER, HUB
4	1	311000321_wm_W	601552	1	HUB WELDMENT, 2411/2811
5	2	404000135	A14014	0	Tapered Roller Bearing Cup 5-3/8" OD x 1-1/4"
6	2	404000136	A14015	0	Tapered Roller Bearing, 2-13/16" ID x 1-3/4"
7	2	405000016	14505_1728-B	0	Zerk, 1/8" NPT
8	1	405000137	400720	0	1/4 NPT x 7/16" Set Screw
9	1	405000150	400789	0	Tangent Lock Nut, 2-3/4-18, 3-5/8 OD, 0.573 WD
10	4	405000154	AFB-00209	0	3/8"-16 X 5/8" Set Screw
11	1	407400162	400719	0	PRESSURE RELIEF VENT, 1/4" PTF, 15 PSI
12	2	422000106	400693	0	GREASE SEAL, ID 2.625", OD 4.003", W 0.375"
13	2	422000152	400791	0	Square O-Ring 6" x 6-1/4" x 1/8"
14	14	BLT10.9_M22x100_1.5_STUD		0	M22 x 100 mm Gr 10.9 TP 1.5 Wheel Stud

SECTION 1.12

STRUCTURAL

2301 3013/3413 WHEEL HUB



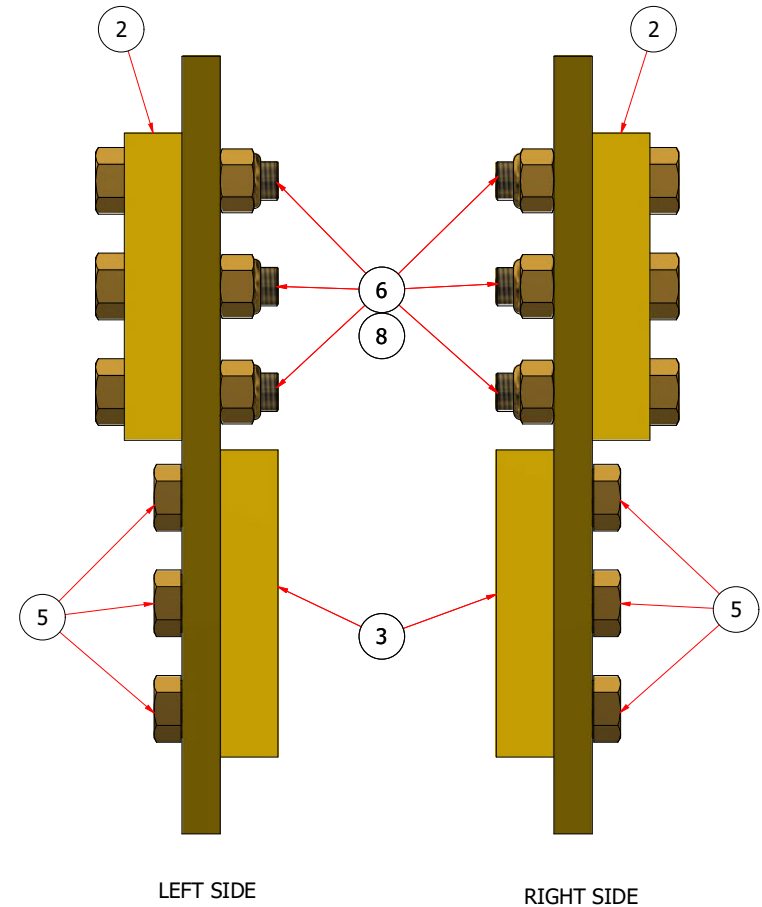
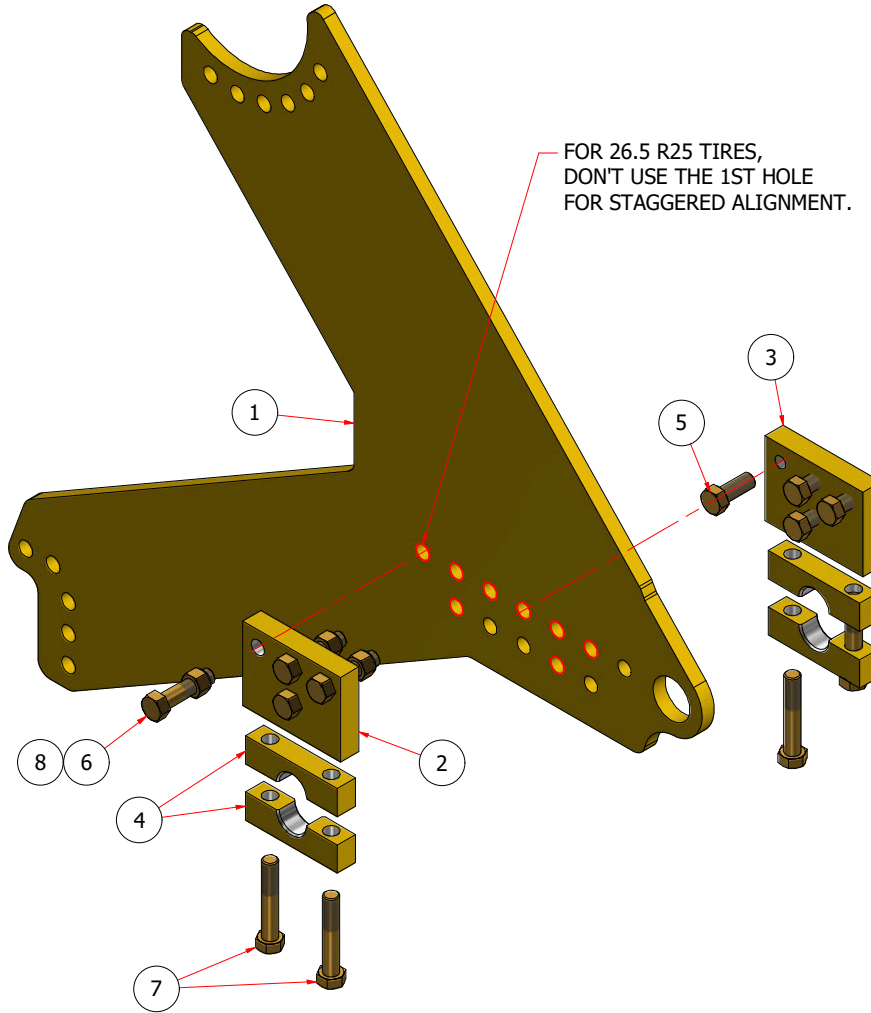
WHEEL HUB COMPONENTS

ITEM	QTY	K-TEC P.N.	ASHLAND P.N.	REV	DESCRIPTION
1	2	211000192_sm_W	504676	1	HUB CAP, HUB
2	1	211000223_sm_W	504991	0	STEPPED AXLE, OIL BATH HUB, 3013/3413
3	1	211000250_sm_W	504678	0	BEARING SPACER, HUB
4	1	311000336_wm_W	601462	1	HUB WELDMENT, 3013/3413
5	2	404000135	A14014	0	Tapered Roller Bearing Cup 5-3/8" OD x 1-1/4"
6	2	404000136	A14015	0	Tapered Roller Bearing, 2-13/16" ID x 1-3/4"
7	2	405000016	14505_1728-B	0	Zerk, 1/8" NPT
8	1	405000137	400720	0	1/4 NPT x 7/16" Set Screw
9	1	405000150	400789	0	Tangent Lock Nut, 2-3/4-18, 3-5/8 OD, 0.573 WD
10	4	405000154	AFB-00209	0	3/8"-16 X 5/8" Set Screw
11	1	407400162	400719	0	PRESSURE RELIEF VENT, 1/4" PTF, 15 PSI
12	2	422000106	400693	0	GREASE SEAL, ID 2.625", OD 4.003", W 0.375"
13	2	422000152	400791	0	Square O-Ring 6" x 6-1/4" x 1/8"
14	14	BLT10.9_M22x100_1.5_STUD		0	M22 x 100 mm Gr 10.9 TP 1.5 Wheel Stud

SECTION 1.13

STRUCTURAL

2301 2411/2811 WHEEL TRUSS
(311000314-R0_A_W)



LEFT SIDE

RIGHT SIDE

(TOP VIEW FROM REAR)

THIS DIAGRAM REFERENCES THE STANDARD STAGGERED WHEEL ALIGNMENT.

IF YOU CHOOSE TO SET THE WHEELS IN-LINE THEN USE THE LONGER BOLTS TO INSTALL THEM THROUGH BOTH AXLE BLOCKS.

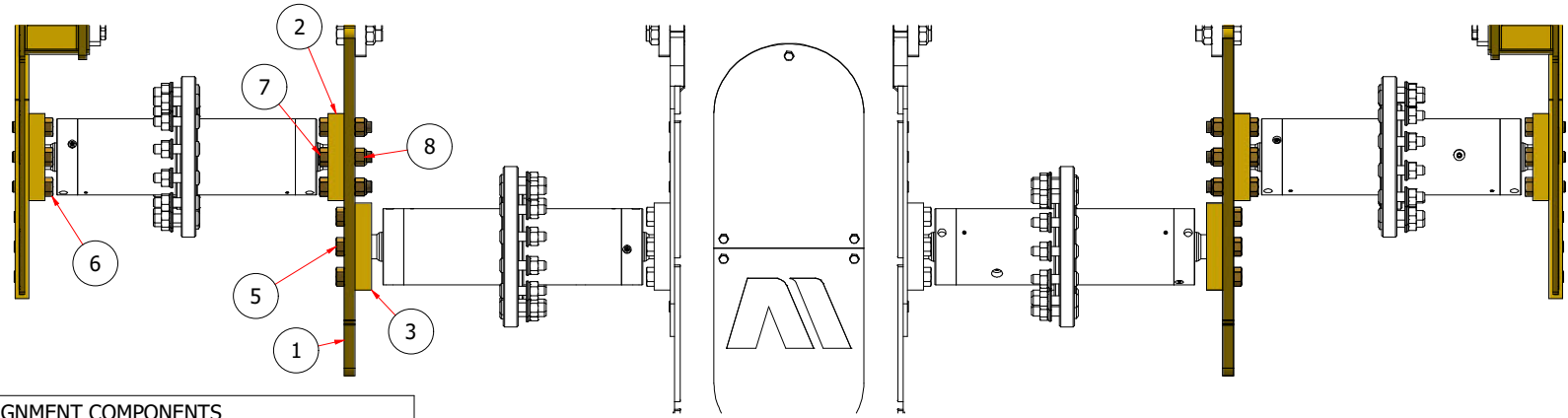
STORE THE EXCESS FASTENERS ON THE VACANT HOLES OF THE TRUSS, OR SOMEWHERE SAFE IN CASE YOU NEED TO SWITCH TO A DIFFERENT ORIENTATION.

WHEEL TRUSS COMPONENTS					
ITEM	QTY	K-TEC P.N.	ASHLAND P.N.	REV	DESCRIPTION
1	1	111000648_c T-CY	504665	0	OUTER TRUSS, REAR FRAME
2	1	211000172_sm_W-CY	504541	0	THROUGH AXLE BLOCK
3	1	211000173_sm_W-CY	504673	0	TAPPED AXLE BLOCK
4	4	211000174_sm_W-CY	504035	0	AXLE BLOCK
5	4	BLT8C_1x2_1-2		0	Bolt Gr. 8 UNC 1" x 2-1/2"
6	4	BLT8C_1x4		0	Bolt Gr. 8 UNC 1" x 4"
7	4	BLT8C_1x5_1-2		0	Bolt Gr. 8 UNC 1" x 5-1/2"
8	4	NUT8C_1_NYL		0	Nut Gr. 8 UNC 1" Nylon Lock

SECTION 1.13

STRUCTURAL

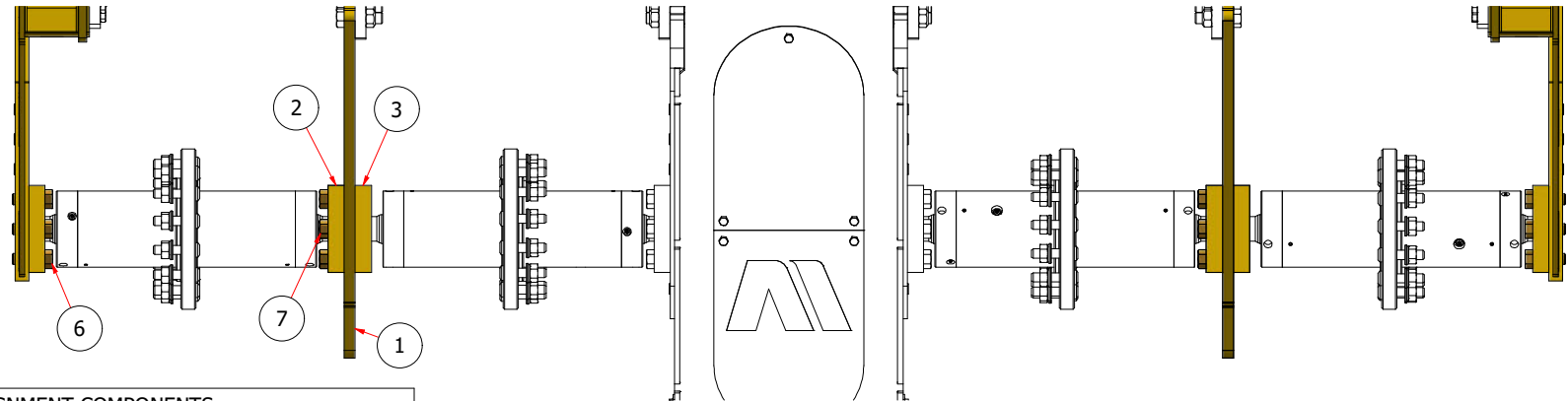
2301 2411/2811 WHEEL ALIGNMENT
(NOTE DIRECTION OF HUBS AND BLOCKS)



STAGGERED ALIGNMENT

STAGGERED ALIGNMENT COMPONENTS

ITEM	QTY	K-TEC P.N.	ASHLAND P.N.	REV	DESCRIPTION
1	0	111000648_c_T-CY	504665	0	OUTER TRUSS, REAR FRAME
2	0	211000172_sm_W-CY	504541	0	THROUGH AXLE BLOCK
3	0	211000173_sm_W-CY	504673	0	TAPPED AXLE BLOCK
4	0	411000330		0	Decal - Notice Grease 50hrs Ashland
5	0	BLT8C_1x2_1-2		0	Bolt Gr. 8 UNC 1" x 2-1/2"
6	0	BLT8C_1x3		0	Bolt Gr. 8 UNC 1" x 3"
7	0	BLT8C_1x4		0	Bolt Gr. 8 UNC 1" x 4"
8	0	NUT8C_1_NYL		0	Nut Gr. 8 UNC 1" Nylon Lock



STRAIGHT ALIGNMENT

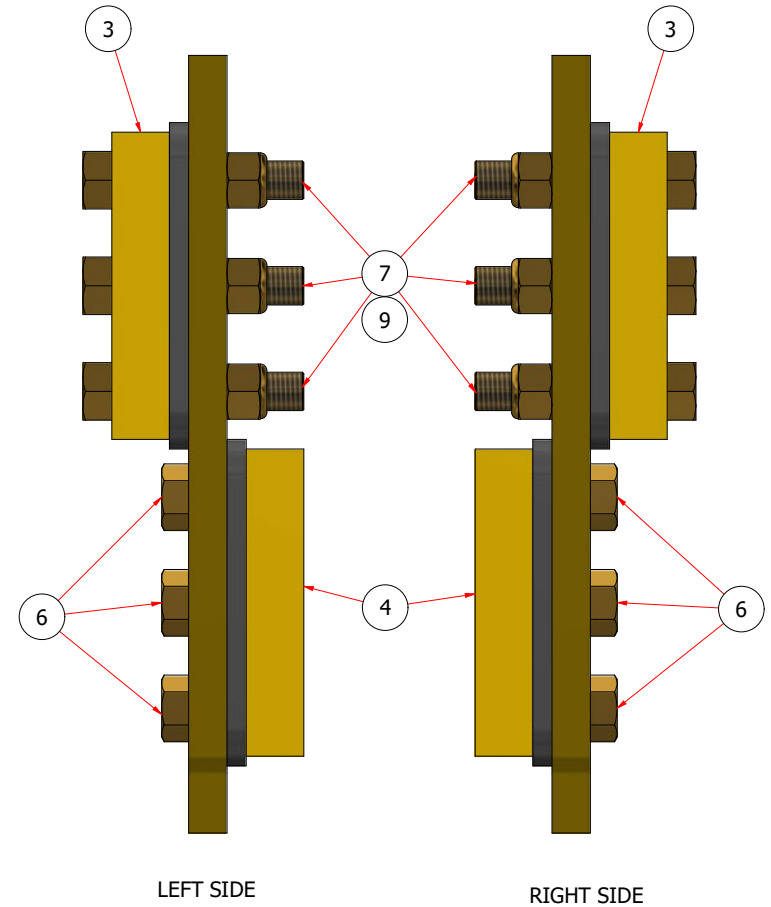
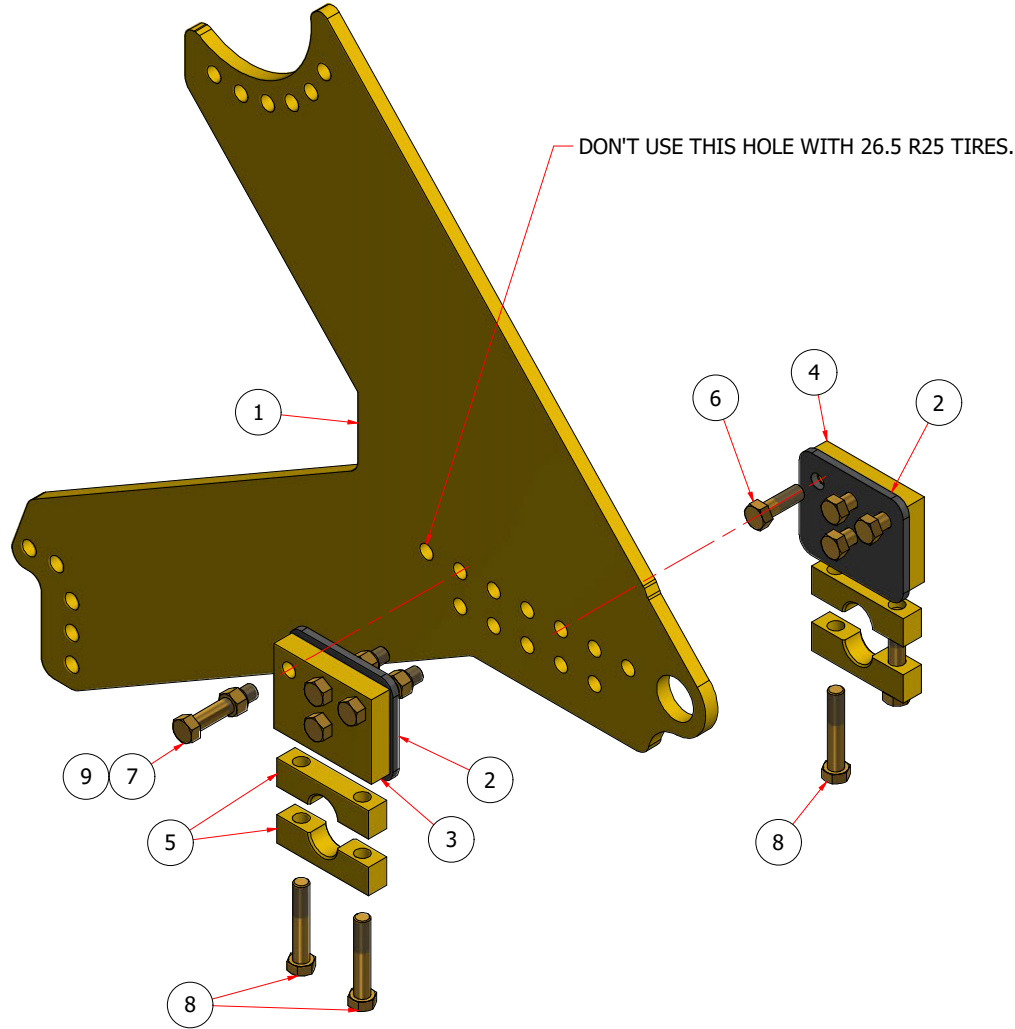
STRAIGHT ALIGNMENT COMPONENTS

ITEM	QTY	K-TEC P.N.	ASHLAND P.N.	REV	DESCRIPTION
1	0	111000648_c_T-CY	504665	0	OUTER TRUSS, REAR FRAME
2	0	211000172_sm_W-CY	504541	0	THROUGH AXLE BLOCK
3	0	211000173_sm_W-CY	504673	0	TAPPED AXLE BLOCK
4	0	411000330		0	Decal - Notice Grease 50hrs Ashland
5	0	BLT8C_1x2_1-2		0	Bolt Gr. 8 UNC 1" x 2-1/2"
6	0	BLT8C_1x3		0	Bolt Gr. 8 UNC 1" x 3"
7	0	BLT8C_1x4		0	Bolt Gr. 8 UNC 1" x 4"
8	0	NUT8C_1_NYL		0	Nut Gr. 8 UNC 1" Nylon Lock

SECTION 1.13

STRUCTURAL

2301 3013/3413 WHEEL TRUSS
(311000384-R1_A_W)



THIS DIAGRAM REFERENCES THE STANDARD STAGGERED WHEEL ALIGNMENT.

IF YOU CHOOSE TO SET THE WHEELS IN-LINE THEN USE THE LONGER BOLTS TO INSTALL THEM THROUGH BOTH AXLE BLOCKS.

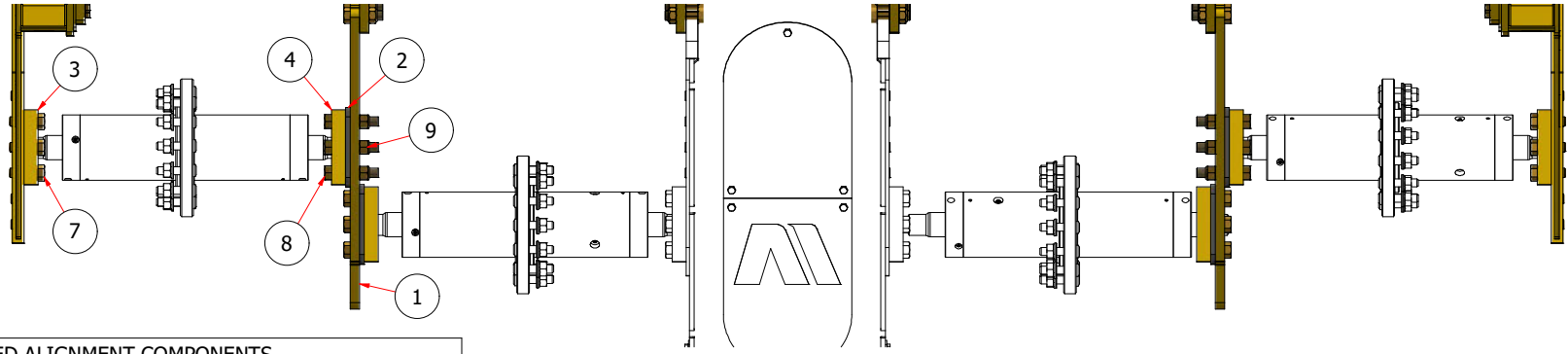
STORE THE EXCESS FASTENERS ON THE VACANT HOLES OF THE TRUSS, OR SOMEWHERE SAFE IN CASE YOU NEED TO SWITCH TO A DIFFERENT ORIENTATION.

WHEEL TRUSS COMPONENTS					
ITEM	QTY	K-TEC P.N.	ASHLAND P.N.	REV	DESCRIPTION
1	1	111000648_c_T-CY	504665	0	OUTER TRUSS, REAR FRAME
2	2	111000979_c_W-CG	504759	0	OUTER TRUSS SPACER PLATE
3	1	211000172_sm_W-CY	504541	0	THROUGH AXLE BLOCK
4	1	211000173_sm_W-CY	504673	0	TAPPED AXLE BLOCK
5	4	211000174_sm_W-CY	504035	0	AXLE BLOCK
6	4	BLT8C_1x3		0	Bolt Gr. 8 UNC 1" x 3"
7	4	BLT8C_1x5		0	Bolt Gr. 8 UNC 1" x 5"
8	4	BLT8C_1x5_1-2		0	Bolt Gr. 8 UNC 1" x 5-1/2"
9	4	NUT8C_1_NYL		0	Nut Gr. 8 UNC 1" Nylon Lock

SECTION 1.13

STRUCTURAL

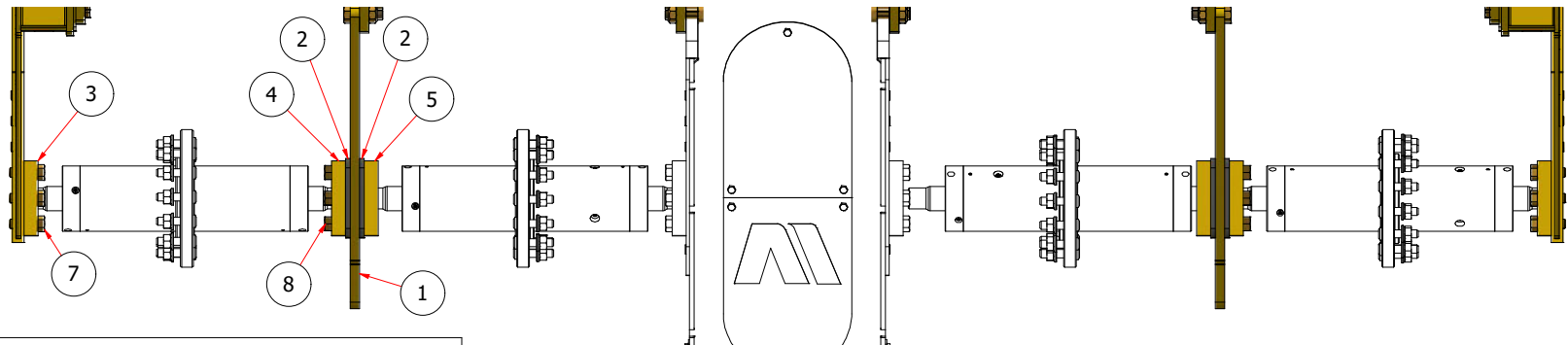
2301 3013/3413 WHEEL ALIGNMENT
(NOTE DIRECTION OF HUBS AND BLOCKS)



STAGGERED ALIGNMENT

STAGGERED ALIGNMENT COMPONENTS

ITEM	QTY	K-TEC P.N.	ASHLAND P.N.	REV	DESCRIPTION
1	0	111000648_c_T-CY	504665	0	OUTER TRUSS, REAR FRAME
2	0	111000979_c_W-CG	504759	0	OUTER TRUSS SPACER PLATE
3	0	211000172_sm_W-CY	504541	0	THROUGH AXLE BLOCK
4	0	211000172_sm_W-CY	504541	0	THROUGH AXLE BLOCK
5	0	211000173_sm_W-CY	504673	0	TAPPED AXLE BLOCK
6	0	411000330		0	Decal - Notice Grease 50hrs Ashland
7	0	BLT8C_1x3		0	Bolt Gr. 8 UNC 1" x 3"
8	0	BLT8C_1x5		0	Bolt Gr. 8 UNC 1" x 5"
9	0	NUT8C_1_NYL		0	Nut Gr. 8 UNC 1" Nylon Lock



STRAIGHT ALIGNMENT

STRAIGHT ALIGNMENT COMPONENTS

ITEM	QTY	K-TEC P.N.	ASHLAND P.N.	REV	DESCRIPTION
1	2	111000648_c_T-CY	504665	0	OUTER TRUSS, REAR FRAME
2	4	111000979_c_W-CG	504759	0	OUTER TRUSS SPACER PLATE
3	1	211000172_sm_W-CY	504541	0	THROUGH AXLE BLOCK
4	2	211000172_sm_W-CY	504541	0	THROUGH AXLE BLOCK
5	2	211000173_sm_W-CY	504673	0	TAPPED AXLE BLOCK
6	1	411000330		0	Decal - Notice Grease 50hrs Ashland
7	23	BLT8C_1x3		0	Bolt Gr. 8 UNC 1" x 3"
8	8	BLT8C_1x5		0	Bolt Gr. 8 UNC 1" x 5"
9	8	NUT8C_1_NYL		0	Nut Gr. 8 UNC 1" Nylon Lock

SECTION 2.00

HYDRAULICS

HYDRAULIC FITTINGS TORQUE SPECIFICATIONS

JIC Flare Torque Values (Lubricated)

SAE No.	Tube Size O.D.	Nut Size Across Flats	Torque Value N.m	Torque Value lb.-ft.	F.F.F.T Flats
-04	1/4"	9/16"	15-16	11-12	2
-06	3/8"	11/16"	24-27	18-20	1 1/2
-08	1/2"	7/8"	41-53	36-39	1 1/2
-12	3/4"	1-1/4"	107-119	79-88	1 1/4
-16	1"	1-1/2"	146-153	108-113	1
-20	1 1/4"	1-7/8"	172-180	127-133	1
-24	1 1/2"	2-1/8"	214-226	158-167	1

O-Ring Boss Torque Values (Lubricated)

SAE No.	Tube Size O.D.	Nut Size Across Flats	Torque Value N.m	Torque Value lb.-ft.	F.F.F.T Flats
-04	1/4"	9/16"	18-20	13-15	1
-06	3/8"	11/16"	27-34	22-25	1
-08	1/2"	7/8"	54-58	40-43	1
-12	3/4"	1-1/4"	92-102	68-75	1
-16	1"	1-1/2"	152-169	112-123	3/4
-20	1 1/4"	1-7/8"	198-226	146-200	3/4
-24	1 1/2"	2-1/8"	209-291	154-215	1/2

O-Ring Face Seal Torque Values (Lubricated)

SAE No.	Tube Size O.D.	Nut Size Across Flats	Torque Value N.m	Torque Value lb.-ft.	F.F.F.T Flats
-04	1/4"	9/16"	14-16	10-12	1
-06	3/8"	11/16"	24-27	18-20	1
-08	1/2"	7/8"	43-47	32-35	1
-12	3/4"	1-1/4"	88-95	65-70	1
-16	1"	1-1/2"	125-136	92-100	3/4
-20	1 1/4"	1-7/8"	170-190	125-140	3/4
-24	1 1/2"	2-1/8"	203-224	150-165	3/4

Pipe Thread Torque Values

SAE No.	Tube Size O.D.	Nut Size Across Flats	Torque Value N.m	Torque Value lb.-ft.	F.F.F.T Flats
-04	1/4"	9/16"	34	25	3/4-1 3/4
-06	3/8"	11/16"	54	40	3/4-1 3/4
-08	1/2"	7/8"	73	54	1/2-1 1/2
-12	3/4"	1-1/4"	106	78	1/2-1 1/2
-16	1"	1-1/2"	152	112	1/2-1 1/2
-20	1 1/4"	1-7/8"	209	154	1/2-1 1/2
-24	1 1/2"	2-1/8"	286	211	1/2-1 1/2

Flats From Finger Tight (F.F.F.T)

is a **Turn Method** that counts the number of hex flats past the finger tightened position.

Assembly Steps With a Visual Check

- 1) With the tube flared, make sure the tubing and threads are clean.
- 2) Lubricate the threads with 10W hydraulic oil.
- 3) Hand tighten the nut/sleeve (approx. 30 lb-in.).
- 4) Make alignment marks on the nut and fitting.
- 5) Proceed to tighten to F.F.F.T. or lb-ft. values.
- 6) When fully tightened make a 2nd set of alignment marks at the fully tightened position.

O-Ring Boss Assembly

- 1) **Inspect the components** and make sure the port, O-ring, sealing surfaces, and threads are clean, and free of damage.
- 2) **Install an O-ring** if needed. Take special care not to cut it on the threads. We install our O-rings with special mandrels, or cones.
- 3) **Lubricate** the threads and O-ring with 10W hydraulic oil.
- 4) For an adjustable ORB, completely **back off the locknut/washer**.
- 5) **Hand tighten** the fitting until it contacts the port surface.
- 6) Proceed to **tighten** the proper specified **torque value**.

As the Temperature Rises...

- + 212F = Water boils off.
- + 600F = Flux starts to bubble.
- + 800F = Flux becomes translucent.
- + 1100F = Flux melts and becomes clear and active, looks like water.
- + 1125F = Silver braze ring melts.
- + 1140F = Silver flows evenly throughout the joint allowing the braze sleeve to drop and be fully seated.
At this point the metal will take on a dark reddish look.

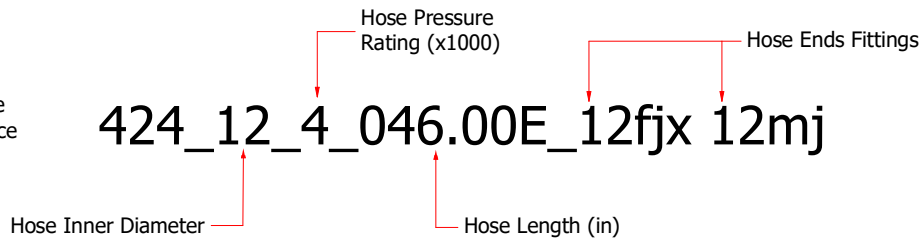
SECTION 2.00

HYDRAULICS

HYDRAULICS CODING BREAKDOWN

- mj - Male JIC
- fj - Female JIC
- mp - Male Pipe
- fp - Female Pipe
- mb - Make ORB
- fb - Female ORB
- x - Swivel
- mf - Male Flat Face
- ff - Female Flat Face

- 6 - 3/8"
- 8 - 1/2"
- 12 - 3/4"
- 16 - 1"

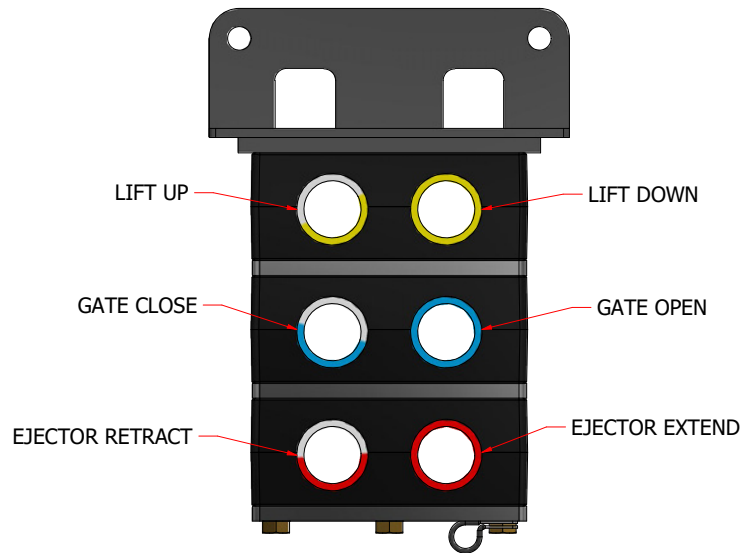


FACTORY RECOMMENDED CONTROL SET UP

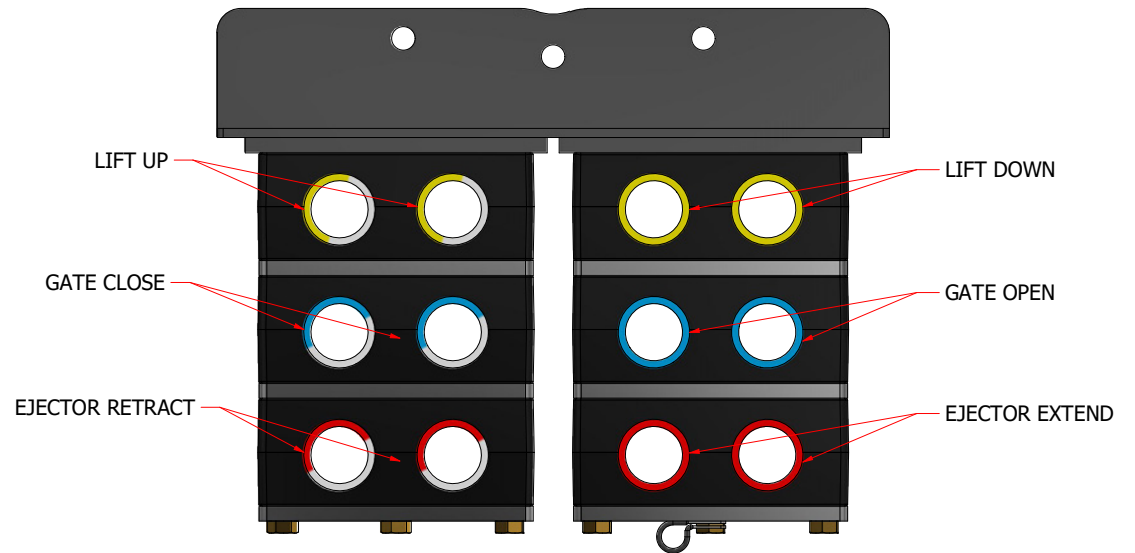
SOLID COLOR HOSES

LEAD LIFT DOWN	SINGLE /REAR LIFT DOWN	GATE OPEN	EJECTOR EXTEND
REMOTE 1 GREEN	REMOTE 2 YELLOW	REMOTE 3 BLUE	REMOTE 4 RED
LEAD LIFT UP	SINGLE /REAR LIFT UP	GATE CLOSE	EJECTOR RETRACT

DOTTED COLOR HOSES



SS
(VIEW FROM FRONT OF SCRAPER)

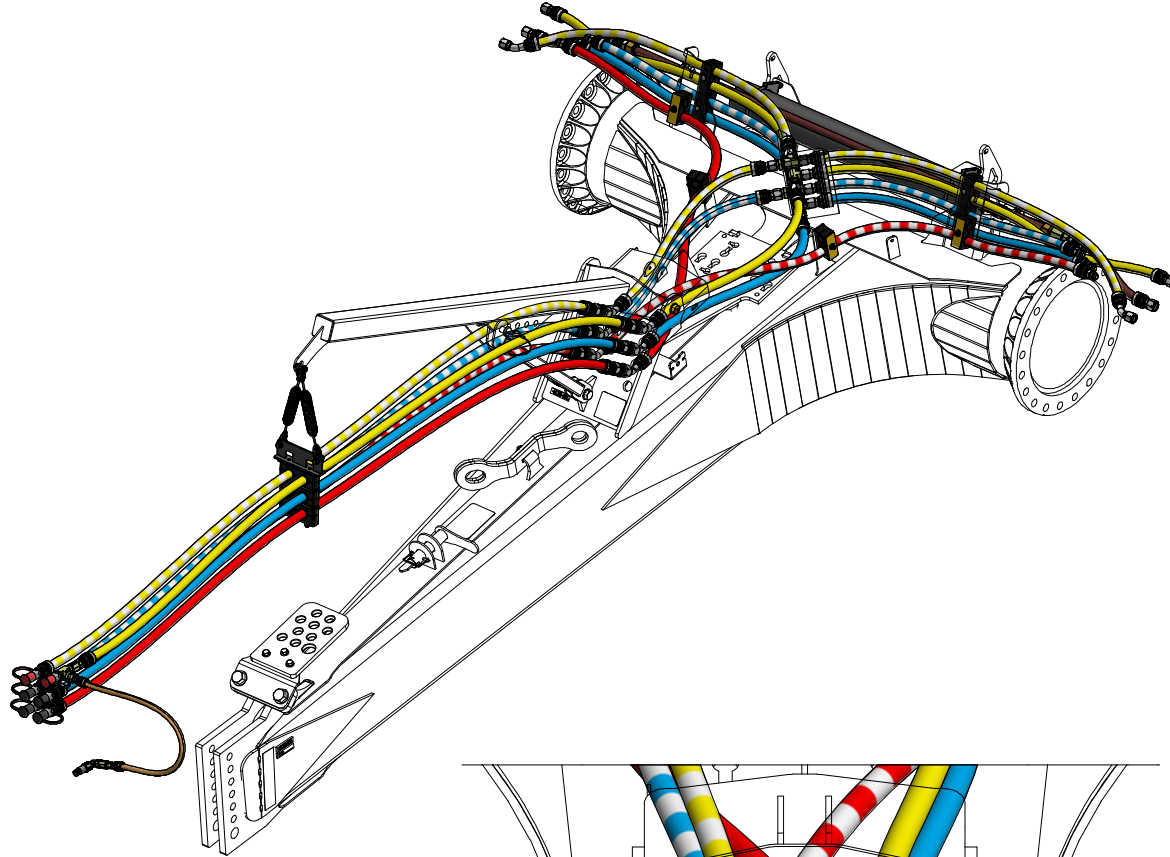


SL
(VIEW FROM FRONT OF SCRAPER)

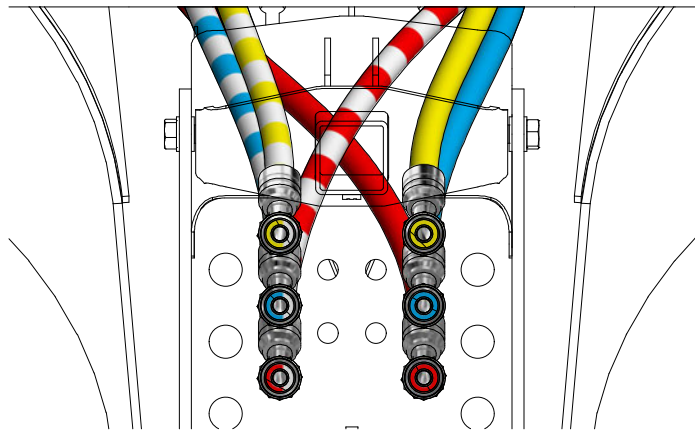
SECTION 2.01

HYDRAULICS

2301 2411-3413 HITCHPOLE
(STANDARD SINGLE)



- REMOTE 1 LIFT UP
- REMOTE 1 LIFT DOWN
- REMOTE 2 GATE CLOSE
- REMOTE 2 GATE OPEN
- REMOTE 3 EJECTOR RETRACT
- REMOTE 3 EJECTOR EXTEND
- CUSHION RIDE



HOSE ALIGNMENT AT BULKHEAD

ALL MODELS USE THE SAME PARTS LIST EXCEPT FOR THE SINGLE LIFT AND CUSHION RIDE LINES. REFERENCE TABLE FOR PROPER LENGTHS.


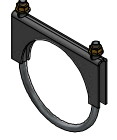
LIFT AND CUSHION RIDE HYDRAULICS				
ITEM	QTY	2411/2811		3013/3413
33	2	424_12_4_017.25E_16mj	12fjx	424_12_4_029.25E_12fjx 16mj
38	2	424_12_4_056.50E_12fjx	12fjx	424_12_4_068.50E_12fjx 12fjx
39	2	424_12_4_058.50E_12fjx	12fjx45	424_12_4_070.50E_12fjx 12fjx45

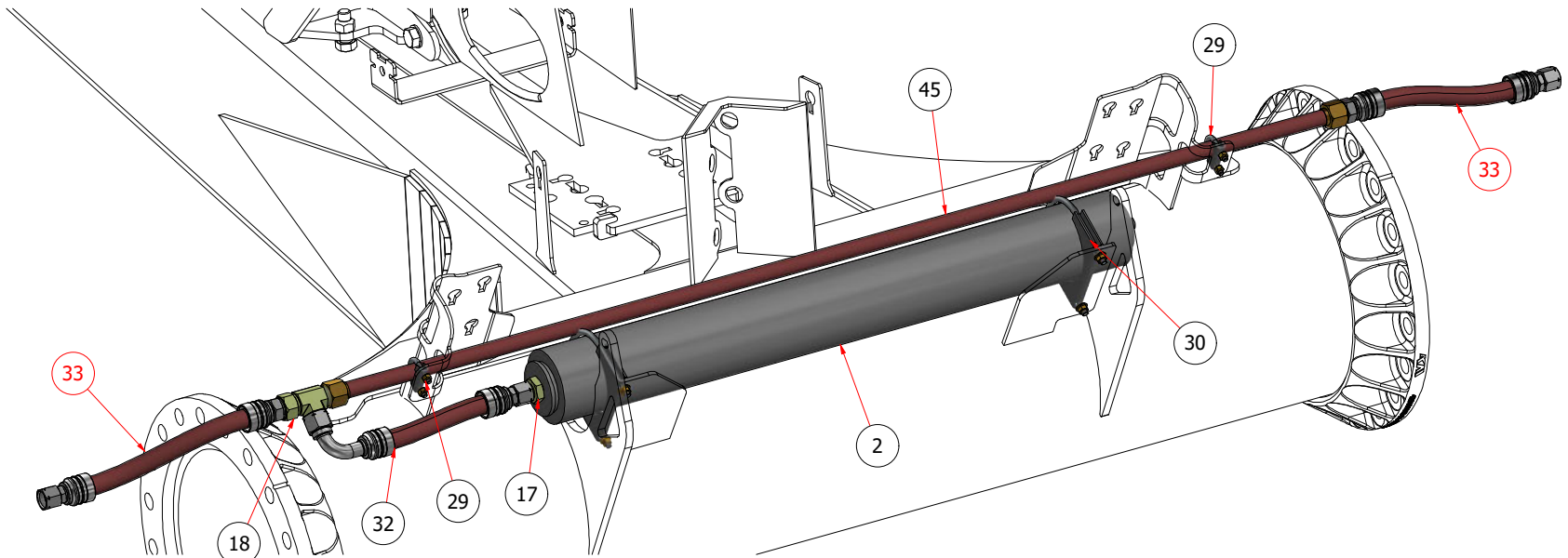
HITCHPOLE HYDRAULIC COMPONENTS				
ITEM	QTY	PART NUMBER	REV	DESCRIPTION
1	1	301004125_w_H-CG	0	Hose Hanger, Clamp Holder
2	1	402000004	0	Accumulator 2.5 Gallon [4000 PSI]
3	3	405000051	0	Light Blue Zip Tie
4	3	405000053	0	Yellow Zip Tie
5	3	405000068	0	Red Zip Tie
6	3	405100075	0	Shackle 5/16" with Bolt & Nut
7	2	405400007	1	Short Swivel Hook Spring
8	4	407000073	0	Dust Cap Male 1/2" Body Quick Connect - Black
9	2	407000074	0	Dust Cap Male 1/2" Body Quick Connect - Red
10	1	407100023	0	Adapter Plug 1/2" NPT Orifice drilled for Case Drain
11	1	407100024	0	Adapter Reducer Bushing MNPT-12 x FNPT-08
12	1	4071_06mj_06fjx_LS	0	Live Swivel MJIC-06 x FJIC-06
13	1	4071_08mb_06mj90	0	Elbow 90 deg MORB-08 x MJIC-06
14	4	4071_12mj_12mj_BH_12mj	0	BulkHead Tee MJIC-12 3 way
15	1	4071_12mp_12fp_12fp	0	Tee Run Female MNPT-12 x FNPT-12 x FNPT-12
16	1	4071_12mp_12fp_LS	0	Adapter MPipe-12 x FPipe-12 Swivel
17	1	4071_16mb_12mj	0	Adapter MORB-16 x MJIC-12
18	1	4071_16mj_16fjx_16mj	0	Tee MJIC-16 x FJIC-16 x MJIC-16
19	6	4071_16mj_16mj_BH	0	BulkHead MJIC-16 x MJIC-16
20	1	407300006	0	Tip FF 3/8" Body FORB-08
21	6	407300086	0	Male Tip -12 FNPT x 1/2" Body (ISO 5675)
22	1	407600201	0	P-Clip 1/2"
23	6	407600324	0	Rubber Insert 30mm
24	6	407600325	0	Plastic Clamp 38mm Double
25	1	407600327	0	Cover plate Type DPAD
26	6	407600334	0	Stacking Bolt AF 5S
27	2	407600347	0	Stacking Plate Double 5S
28	8	407610039 Kit	0	Clamp Assembly
29	2	407610106 Kit	0	Clamp Assembly
30	2	407610175	0	Clamp Assembly 5" Accumulator
31	1	424_06_4_039.00E_06fjx 08mp	0	Hose Assembly
32	1	424_12_4_013.50E_12fjx 16fjx90	0	Hose Assembly
34	2	424_12_4_038.50E_12fjx 16fjx45	0	Hose Assembly
35	2	424_12_4_040.00E_12fjx 16fjx45	0	Hose Assembly
36	2	424_12_4_044.00E_12mj 12fjx	0	Hose Assembly
37	2	424_12_4_045.50E_12mj 12fjx	0	Hose Assembly
40	2	424_12_4_078.50E_12mj 16fjx45	0	Hose Assembly
41	1	424_12_4_130.00E_12mp 16fjx	0	Hose Assembly
42	2	424_12_4_132.00E_12mp 16fjx	0	Hose Assembly
43	2	424_12_4_133.00E_12mp 16fjx	0	Hose Assembly
44	1	424_12_4_135.00E_12mp 16fjx	0	Hose Assembly
45	1	426000423	0	Tube Assembly
46	3	BLT8C_3-8x2_3-4	0	Bolt Gr. 8 UNC 3/8" x 2-3/4"

SECTION 2.01

HYDRAULICS

2301 2411-3413 HITCHPOLE, CUSHION RIDE
(STANDARD SINGLE)

KITS	
	
407610106	
QTY	DESCRIPTION
2	Nut Gr. 8 UNC 5/16" Stover Lock
1	U Bolt Retainer for 1 inch line
1	U Bolt for 1 inch line
	
407610175	
QTY	DESCRIPTION
2	3/8" Flange Nut
1	U Bolt - Accumulator
1	U Bolt Retainer



***WHEN SERVICING CYLINDERS
MAKE SURE TO RECHARGE ACCUMULATOR.**

2411/2811 = **1450** psi
3013/3413 = **1650** psi

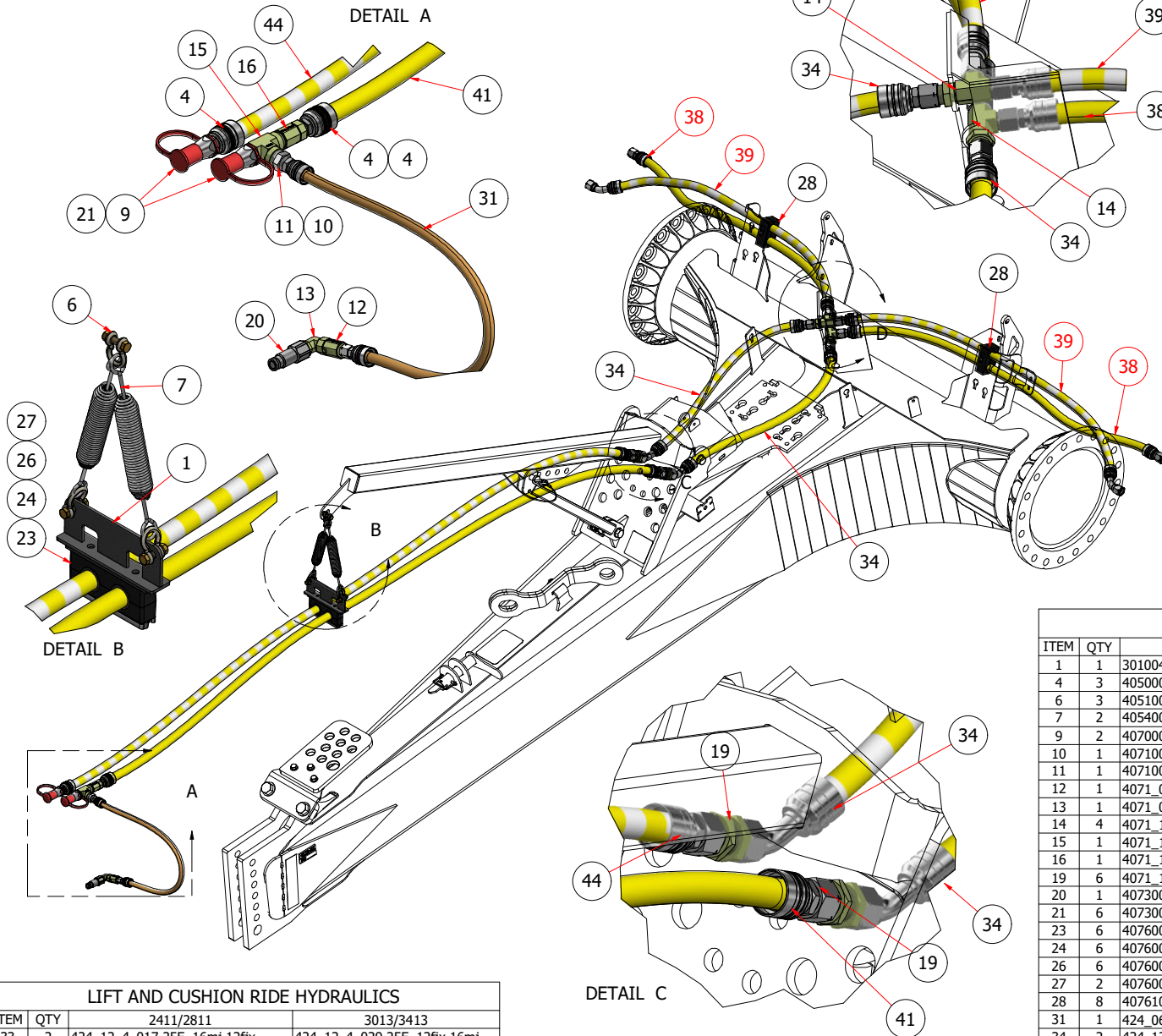
LIFT AND CUSHION RIDE HYDRAULICS				
ITEM	QTY	2411/2811	3013/3413	
33	2	424_12_4_017.25E_16mj_12fjx	424_12_4_029.25E_12fjx	16mj
38	2	424_12_4_056.50E_12fjx_12fjx	424_12_4_068.50E_12fjx	12fjx
39	2	424_12_4_058.50E_12fjx_12fjx45	424_12_4_070.50E_12fjx	12fjx45

HITCHPOLE HYDRAULIC COMPONENTS				
ITEM	QTY	PART NUMBER	REV	DESCRIPTION
2	1	402000004	0	Accumulator 2.5 Gallon [4000 PSI]
17	1	4071_16mb_12mj	0	Adapter MORB-16 x MJIC-12
18	1	4071_16mj_16fjx_16mj	0	Tee MJIC-16 x FJICX-16 x MJIC-16
29	2	407610106 Kit	0	Clamp Assembly
30	2	407610175	0	Clamp Assembly 5" Accumulator
32	1	424_12_4_013.50E_12fjx_16fjx90	0	Hose Assembly
45	1	426000423	0	Tube Assembly

SECTION 2.01

HYDRAULICS

2301 2411-3413 HITCHPOLE, LIFT
(STANDARD SINGLE)



LIFT AND CUSHION RIDE HYDRAULICS		2411/2811	3013/3413
33	2	424_12_4_017.25E_16mj_12fjx	424_12_4_029.25E_12fjx_16mj
38	2	424_12_4_056.50E_12fjx_12fjx	424_12_4_068.50E_12fjx_12fjx
39	2	424_12_4_058.50E_12fjx_12fjx45	424_12_4_070.50E_12fjx_12fjx45

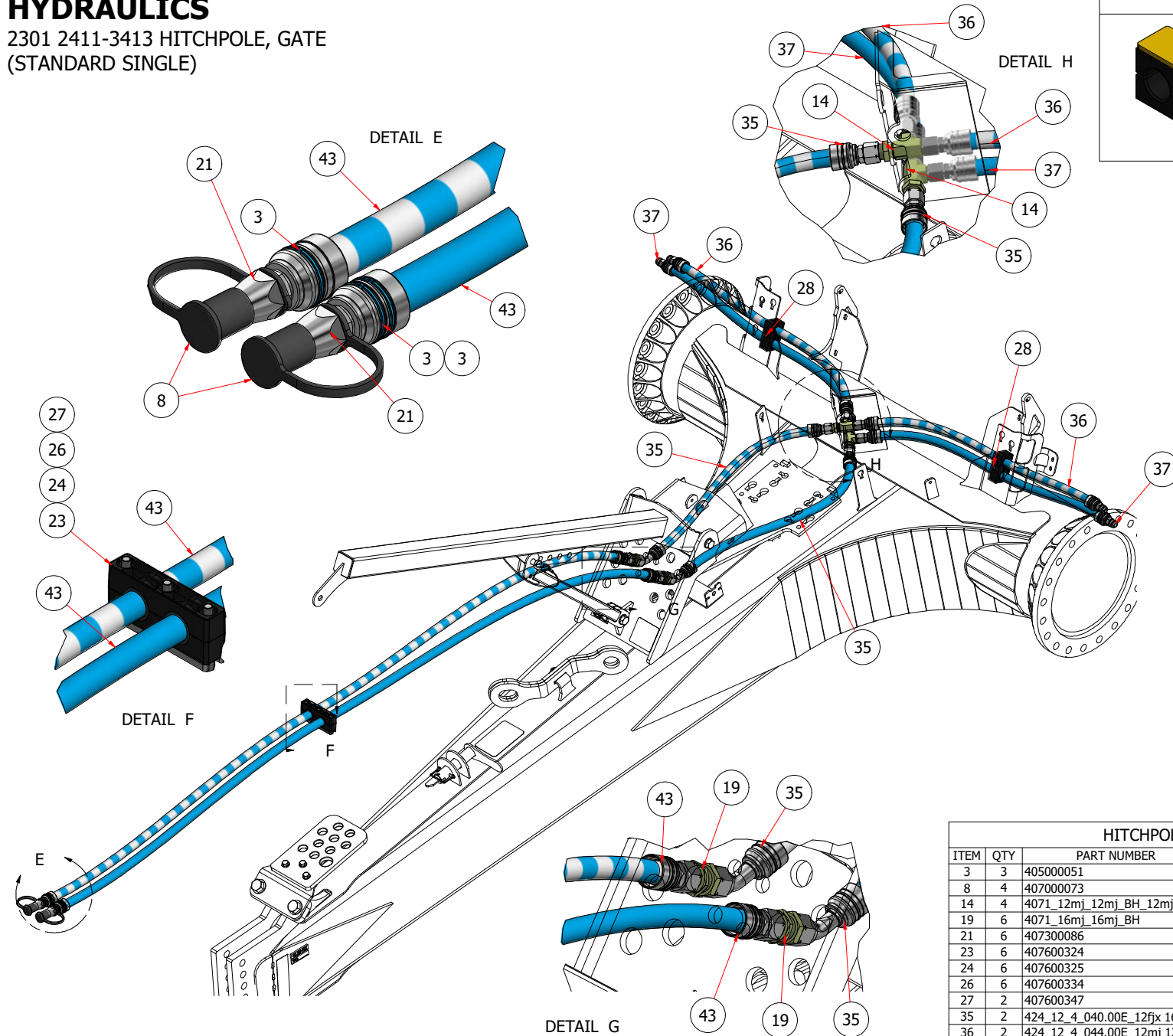
KITS	
311100018 Kit	
QTY	DESCRIPTION
6	Plastic Clamp 38mm Double
1	Cover plate Type DPAD
6	Rubber Insert 30mm
1	P-Clip 1/2"
3	Bolt Gr. 8 UNC 3/8" x 2-3/4"
1	Hose Hanger, Clamp Holder
2	Stacking Plate Double 5S
6	Stacking Bolt AF 5S
2	Short Swivel Hook Spring
3	Shackle 5/16" with Bolt & Nut
407610039	
QTY	DESCRIPTION
1	Bolt Gr. 5 UNC 3/8" x 3" Carriage
2	Clamp twin .75" hyd. hose
1	Nut Gr. 8 UNC 3/8" Stover Lock
1	Plate 1.2" Twin Clamp
1	Washer Gr. 8 - 3/8" Structural
405100075	
QTY	DESCRIPTION
1	Shackle 5/16" with Pin & Nut
1	Bolt Gr. 8 UNC 3/8" x 1-1/2"
1	Nut Gr. 8 UNC 3/8" Stover Lock

HITCHPOLE HYDRAULIC COMPONENTS				
ITEM	QTY	PART NUMBER	REV	DESCRIPTION
1	1	301004125_w_H-CG	0	Hose Hanger, Clamp Holder
4	3	405000053	0	Yellow Zip Tie
6	3	405100075	0	Shackle 5/16" with Bolt & Nut
7	2	405400007	1	Short Swivel Hook Spring
9	2	407000074	0	Dust Cap Male 1/2" Body Quick Connect - Red
10	1	407100023	0	Adapter Plug 1/2" NPT Orifice drilled for Case Drain
11	1	407100024	0	Adapter Reducer Bushing MNPT-12 x FNPT-08
12	1	4071_06mj_06fjx_LS	0	Live Swivel MJIC-06 x FJIC-06
13	1	4071_08mb_06mj90	0	Elbow 90 deg MORB-08 x MJIC-06
14	4	4071_12mj_12mj_BH_12mj	0	BulkHead Tee MJIC-12 3 way
15	1	4071_12mp_12fp_12fp	0	Tee Run Female MNPT-12 x FNPT-12 x FNPT-12
16	1	4071_12mp_12fp_LS	0	Adapter MPipe-12 x FPipe-12 Swivel
19	6	4071_16mj_16mj_BH	0	BulkHead MJIC-16 x MJIC-16
20	1	407300006	0	Tip FF 3/8" Body FORB-08
21	6	407300086	0	Male Tip -12 FNPT x 1/2" Body (ISO 5675)
23	6	407600324	0	Rubber Insert 30mm
24	6	407600325	0	Plastic Clamp 38mm Double
26	6	407600334	0	Stacking Bolt AF 5S
27	2	407600347	0	Stacking Plate Double 5S
28	8	407610039 Kit	0	Clamp Assembly
31	1	424_06_4_039.00E_06fjx_08mp	0	Hose Assembly
34	2	424_12_4_038.50E_12fjx_16fjx45	0	Hose Assembly
41	1	424_12_4_130.00E_12mp_16fjx	0	Hose Assembly
44	1	424_12_4_135.00E_12mp_16fjx	0	Hose Assembly

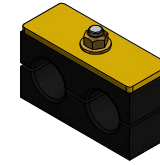
SECTION 2.01

HYDRAULICS

2301 2411-3413 HITCHPOLE, GATE
(STANDARD SINGLE)



KITS



407610039

QTY	DESCRIPTION
1	Bolt Gr. 5 UNC 3/8" x 3" Carriage
2	Clamp twin .75" hyd. hose
1	Nut Gr. 8 UNC 3/8" Stover Lock
1	Plate 1.2" Twin Clamp
1	Washer Gr. 8 - 3/8" Structural

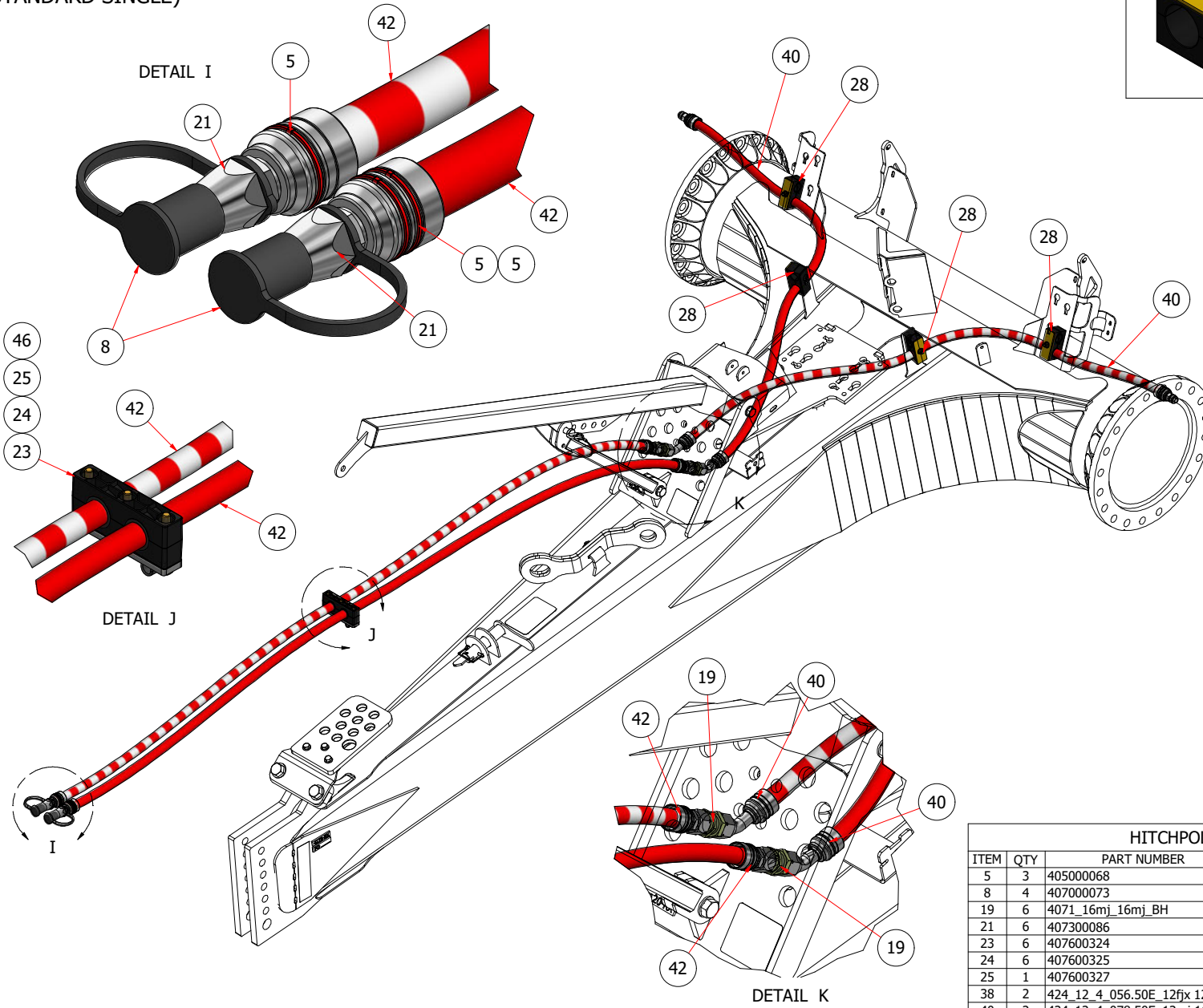
HITCHPOLE HYDRAULIC COMPONENTS

ITEM	QTY	PART NUMBER	REV	DESCRIPTION
3	3	405000051	0	Light Blue Zip Tie
8	4	407000073	0	Dust Cap Male 1/2" Body Quick Connect - Black
14	4	4071_12mj_12mj_BH_12mj	0	BulkHead Tee MJIC-12 3 way
19	6	4071_16mj_16mj_BH	0	BulkHead MJIC-16 x MJIC-16
21	6	407300086	0	Male Tip -12 FNPT x 1/2" Body (ISO 5675)
23	6	407600324	0	Rubber Insert 30mm
24	6	407600325	0	Plastic Clamp 38mm Double
26	6	407600334	0	Stacking Bolt AF 5S
27	2	407600347	0	Stacking Plate Double 5S
35	2	424_12_4_040.00E_12fx16fx45	0	Hose Assembly
36	2	424_12_4_044.00E_12mj 12fx	0	Hose Assembly
37	2	424_12_4_045.50E_12mj 12fx	0	Hose Assembly
43	2	424_12_4_133.00E_12mp 16fx	0	Hose Assembly

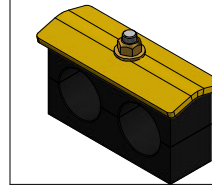
SECTION 2.01

HYDRAULICS

2301 2411-3413 HITCHPOLE, EJECTOR
(STANDARD SINGLE)



KITS



407610107	
QTY	DESCRIPTION
1	Bolt Gr. 5 UNC 3/8" x 3-1/2" Carriage
1	Clamp Plate
1	Nut Gr. 8 UNC 3/8" Stover Lock
2	Hyd Clamp
1	Washer Gr. 8 - 3/8" Structural

HITCHPOLE HYDRAULIC COMPONENTS

ITEM	QTY	PART NUMBER	REV	DESCRIPTION
5	3	405000068	0	Red Zip Tie
8	4	407000073	0	Dust Cap Male 1/2" Body Quick Connect - Black
19	6	4071_16mj_16mj_BH	0	BulkHead MJIC-16 x MJIC-16
21	6	407300086	0	Male Tip -12 FNPT x 1/2" Body (ISO 5675)
23	6	407600324	0	Rubber Insert 30mm
24	6	407600325	0	Plastic Clamp 38mm Double
25	1	407600327	0	Cover plate Type DPAD
38	2	424_12_4_056.50E_12fjx 12fjx	0	Hose Assembly
40	2	424_12_4_078.50E_12mj 16fjx45	0	Hose Assembly
42	2	424_12_4_132.00E_12mp 16fjx	0	Hose Assembly
46	3	BLT8C_3-8x2_3-4	0	Bolt Gr. 8 UNC 3/8" x 2-3/4"

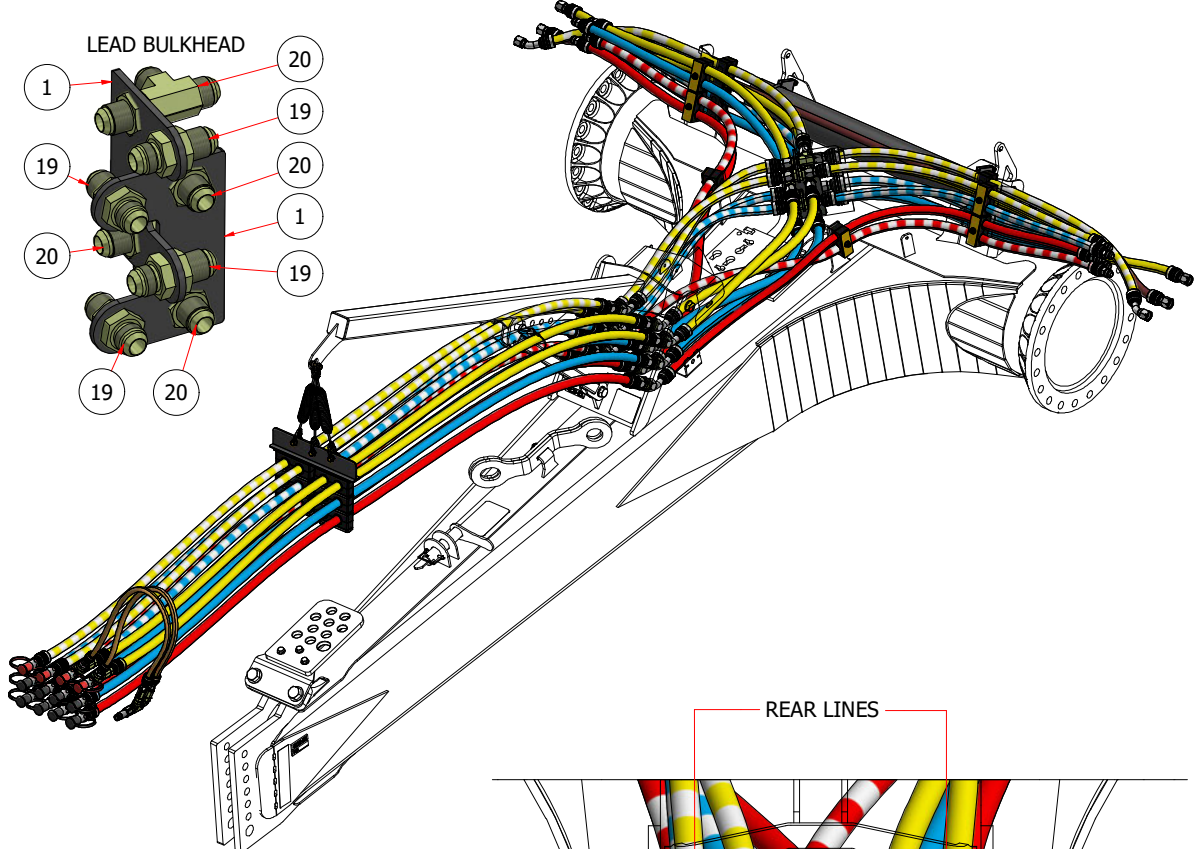
SECTION 2.01

HYDRAULICS

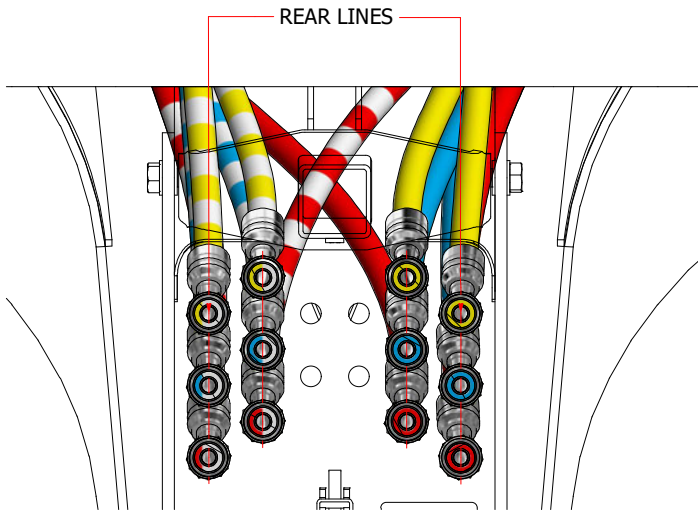
2301 2411-3413 HITCHPOLE
(STANDARD LEAD)

ALL MODELS USE THE SAME PARTS LIST EXCEPT FOR THE SINGLE LIFT AND CUSHION RIDE LINES. REFERENCE TABLE FOR PROPER LENGTHS.

LIFT AND CUSHION RIDE HYDRAULICS			
ITEM	QTY	2411/2811	3013/3413
39	2	424_12_4_017.25E_16mj 12fjx	424_12_4_029.25E_12fjx 16mj
48	2	424_12_4_056.50E_12fjx 12fjx	424_12_4_068.50E_12fjx 12fjx
49	2	424_12_4_058.50E_12fjx 12fjx45	424_12_4_070.50E_12fjx 12fjx45



- REMOTE 1 LIFT UP
- REMOTE 1 LIFT DOWN
- REMOTE 2 GATE CLOSE
- REMOTE 2 GATE OPEN
- REMOTE 3 EJECTOR RETRACT
- REMOTE 3 EJECTOR EXTEND
- CUSHION RIDE



HITCHPOLE HYDRAULIC COMPONENTS					
ITEM	QTY	PART NUMBER	REV	DESCRIPTION	
1	2	101010064_c_H-CG	0	Lead Hyd Addon Plate	
2	1	301003266_w_H-CG	0	Hose Hanger, Clamp Holder	
3	1	402000004	0	Accumulator 2.5 Gallon [4000 PSI]	
4	6	405000051	0	Light Blue Zip Tie	
5	6	405000052	0	Green Zip Tie	
6	6	405000053	0	Yellow Zip Tie	
7	6	405000068	0	Red Zip Tie	
8	6	405000147	0	White Zip Tie	
9	4	405100075	0	Shackle 5/16" with Bolt & Nut	
10	3	405400007	1	Short Swivel Hook Spring	
11	8	407000073	0	Dust Cap Male 1/2" Body Quick Connect - Black	
12	4	407000074	0	Dust Cap Male 1/2" Body Quick Connect - Red	
13	2	407100023	0	Adapter Plug 1/2" NPT Orifice drilled for Case Drain	
14	2	407100024	0	Adapter Reducer Bushing MNPT-12 x FNPT-08	
15	2	4071_06mj_06fjx_LS	0	Live Swivel MJIC-06 x FJIC-06	
16	1	4071_08mb_06mj	0	Adapter MORB-08 x MJIC-06	
17	1	4071_08mb_06mj90	0	Elbow 90 deg MORB-08 x MJIC-06	
18	1	4071_08mb_08fb_08fb	0	Tee MORB-08 x FORB-08 x FORB-08	
19	4	4071_12mj_12mj_BH	0	BulkHead Nipple MJIC-12 x MJIC-12	
20	4	4071_12mj_12mj_BH_12mj	0	BulkHead Tee MJIC-12 3 way	
21	2	4071_12mp_12fp_12fp	0	Tee Run Female MNPT-12 x FNPT-12 x FNPT-12	
22	2	4071_12mp_12fp_LS	0	Adapter MPipe-12 x FPIPE-12 Swivel	
23	1	4071_16mb_12mj	0	Adapter MORB-16 x MJIC-12	
24	1	4071_16mj_16fjx_16mj	0	Tee MJIC-16 x FJIC-16 x MJIC-16	
25	12	4071_16mj_16mj_BH	0	BulkHead MJIC-16 x MJIC-16	
26	1	407300006	0	Tip FF 3/8" Body FORB-08	
27	12	407300086	0	Male Tip -12 FNPT x 1/2" Body (ISO 5675)	
28	1	407600201	0	P-Clip 1/2"	
29	12	407600324	0	Rubber Insert 30mm	
30	12	407600325	0	Plastic Clamp 38mm Double	
31	2	407600327	0	Cover plate Type DPAD	
32	12	407600334	0	Stacking Bolt AF 5S	
33	4	407600347	0	Stacking Plate Double 5S	
34	10	407610039 Kit	0	Clamp Assembly	
35	2	407610106 Kit	0	Clamp Assembly	
36	2	407610175	0	Clamp Assembly 5" Accumulator	
37	2	424_06_4_039.00E_06fjx 08mp	0	Hose Assembly	
38	1	424_12_4_013.50E_12fjx 16fjx90	0	Hose Assembly	
40	2	424_12_4_035.00E_12fjx 16fjx45	0	Hose Assembly	
41	2	424_12_4_037.00E_12fjx 16fjx45	0	Hose Assembly	
42	2	424_12_4_038.50E_12fjx 16fjx45	0	Hose Assembly	
43	2	424_12_4_040.00E_12fjx 16fjx45	0	Hose Assembly	
44	2	424_12_4_044.00E_12mj 12fjx	0	Hose Assembly	
45	2	424_12_4_045.50E_12mj 12fjx	0	Hose Assembly	
46	3	424_12_4_047.00E_12mj 12fjx	0	Hose Assembly	
47	1	424_12_4_048.50E_12mj 12fjx	0	Hose Assembly	
50	2	424_12_4_075.00E_12mj 16fjx45	0	Hose Assembly	
51	2	424_12_4_078.50E_12mj 16fjx45	0	Hose Assembly	
52	2	424_12_4_130.00E_12mp 16fjx	0	Hose Assembly	
53	4	424_12_4_132.00E_12mp 16fjx	0	Hose Assembly	
54	4	424_12_4_133.00E_12mp 16fjx	0	Hose Assembly	
55	2	424_12_4_135.00E_12mp 16fjx	0	Hose Assembly	
56	1	426000423	0	Tube Assembly	
57	6	BLT8C_3-8x2_3-4	0	Bolt Gr. 8 UNC 3/8" x 2-3/4"	

SECTION 2.01

HYDRAULICS

2301 2411-3413 HITCHPOLE, CUSHION RIDE
(STANDARD LEAD)

KITS



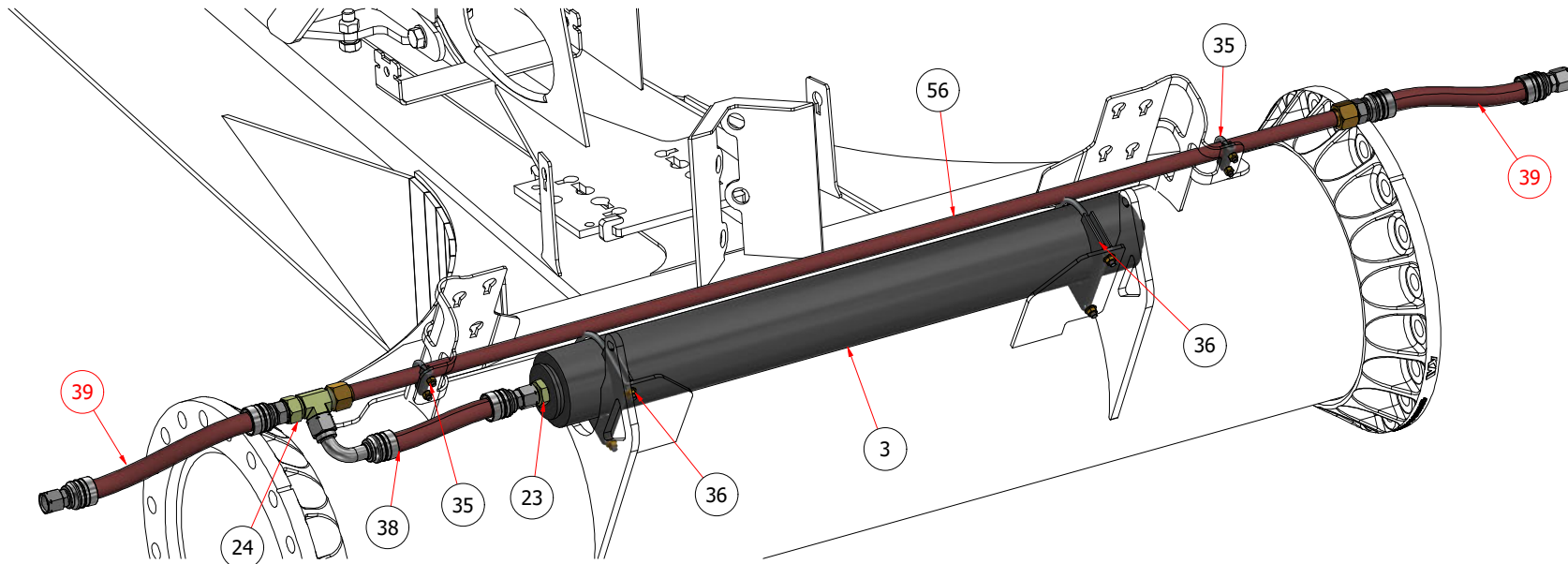
407610106

QTY	DESCRIPTION
2	Nut Gr. 8 UNC 5/16" Stover Lock
1	U Bolt Retainer for 1 inch line
1	U Bolt for 1 inch line



407610175

QTY	DESCRIPTION
2	3/8" Flange Nut
1	U Bolt - Accumulator
1	U Bolt Retainer



***WHEN SERVICING CYLINDERS
MAKE SURE TO RECHARGE ACCUMULATOR.**

2411/2811 = **1450** psi
3013/3413 = **1650** psi

LIFT AND CUSHION RIDE HYDRAULICS

ITEM	QTY	2411/2811	3013/3413
39	2	424_12_4_017.25E_16mj_12fjx	424_12_4_029.25E_12fjx_16mj
48	2	424_12_4_056.50E_12fjx_12fjx	424_12_4_068.50E_12fjx_12fjx
49	2	424_12_4_058.50E_12fjx_12fjx45	424_12_4_070.50E_12fjx_12fjx45

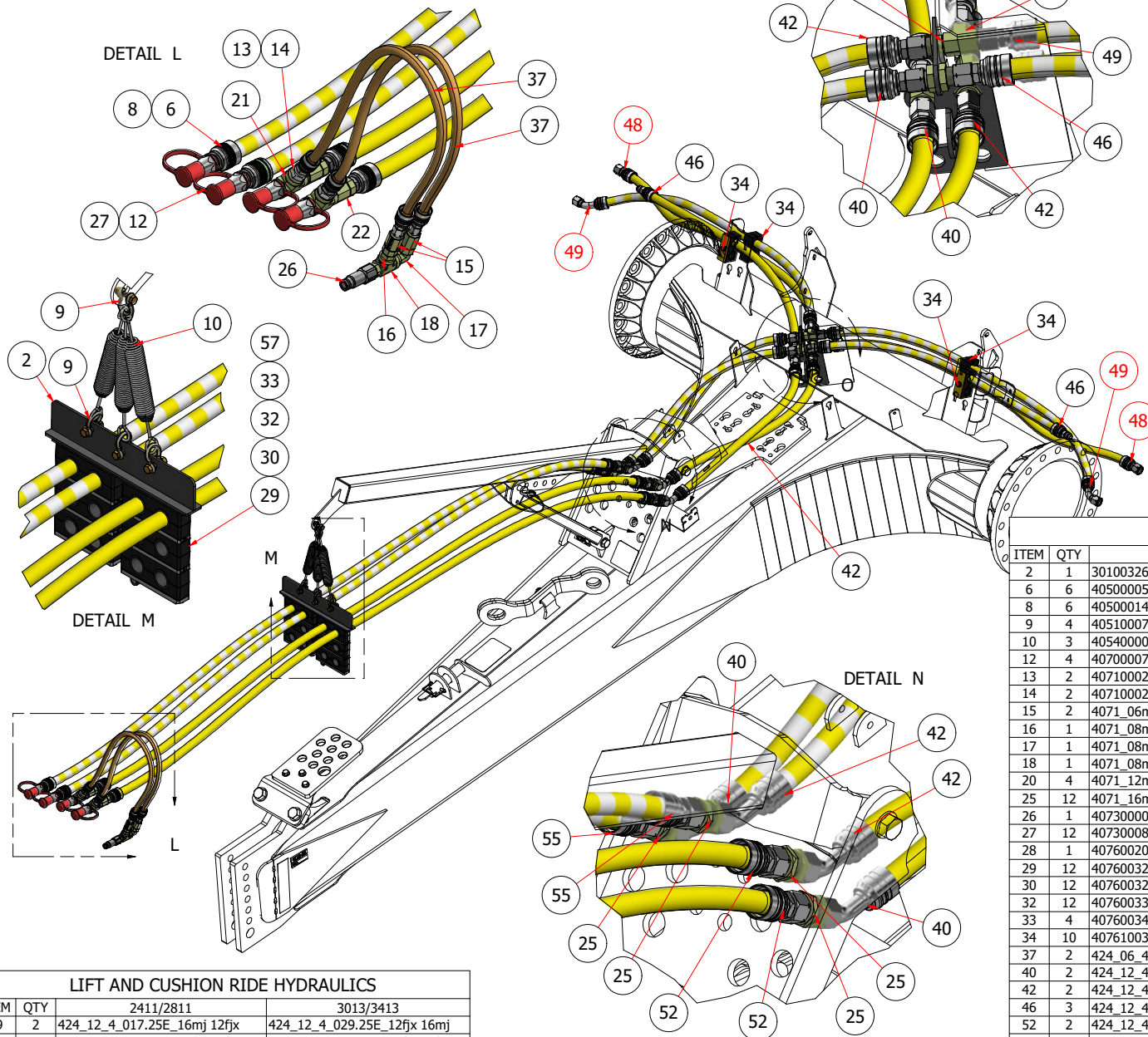
HITCHPOLE HYDRAULIC COMPONENTS

ITEM	QTY	PART NUMBER	REV	DESCRIPTION
3	1	402000004	0	Accumulator 2.5 Gallon [4000 PSI]
23	1	4071_16mb_12mj	0	Adapter MORB-16 x MJIC-12
24	1	4071_16mj_16fjx_16mj	0	Tee MJIC-16 x FJICX-16 x MJIC-16
35	2	407610106 Kit	0	Clamp Assembly
36	2	407610175	0	Clamp Assembly 5" Accumulator
38	1	424_12_4_013.50E_12fjx_16fjx90	0	Hose Assembly
56	1	426000423	0	Tube Assembly

SECTION 2.01

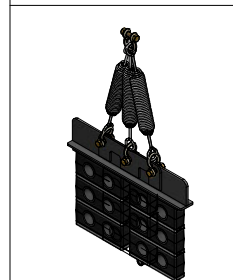
HYDRAULICS

2301 2411-3413 HITCHPOLE, LIFT
(STANDARD LEAD)




		LIFT AND CUSHION RIDE HYDRAULICS	
ITEM	QTY	2411/2811	3013/3413
39	2	424_12_4_017.25E_16mj_12fjx	424_12_4_029.25E_12fjx_16mj
48	2	424_12_4_056.50E_12fjx_12fjx	424_12_4_068.50E_12fjx_12fjx
49	2	424_12_4_058.50E_12fjx_12fjx45	424_12_4_070.50E_12fjx_12fjx45

KITS



311100019 Kit	
QTY	DESCRIPTION
6	Bolt Gr. 8 UNC 3/8" x 2-3/4"
2	Cover plate Type DPAD
1	Hose Hanger, Clamp Holder
1	P-Clip 1/2"
12	Plastic Clamp 38mm Double
12	Rubber Insert 30mm
4	Shackle 5/16" with Bolt & Nut
3	Short Swivel Hook Spring
12	Stacking Bolt AF 5S
4	Stacking Plate Double 5S



407610039	
QTY	DESCRIPTION
1	Bolt Gr. 5 UNC 3/8" x 3" Carriage
2	Clamp twin .75" hyd. hose
1	Nut Gr. 8 UNC 3/8" Stover Lock
1	Plate 1.2" Twin Clamp
1	Washer Gr. 8 - 3/8" Structural



405100075	
QTY	DESCRIPTION
1	Shackle 5/16" with Pin & Nut
1	Bolt Gr. 8 UNC 3/8" x 1-1/2"
1	Nut Gr. 8 UNC 3/8" Stover Lock

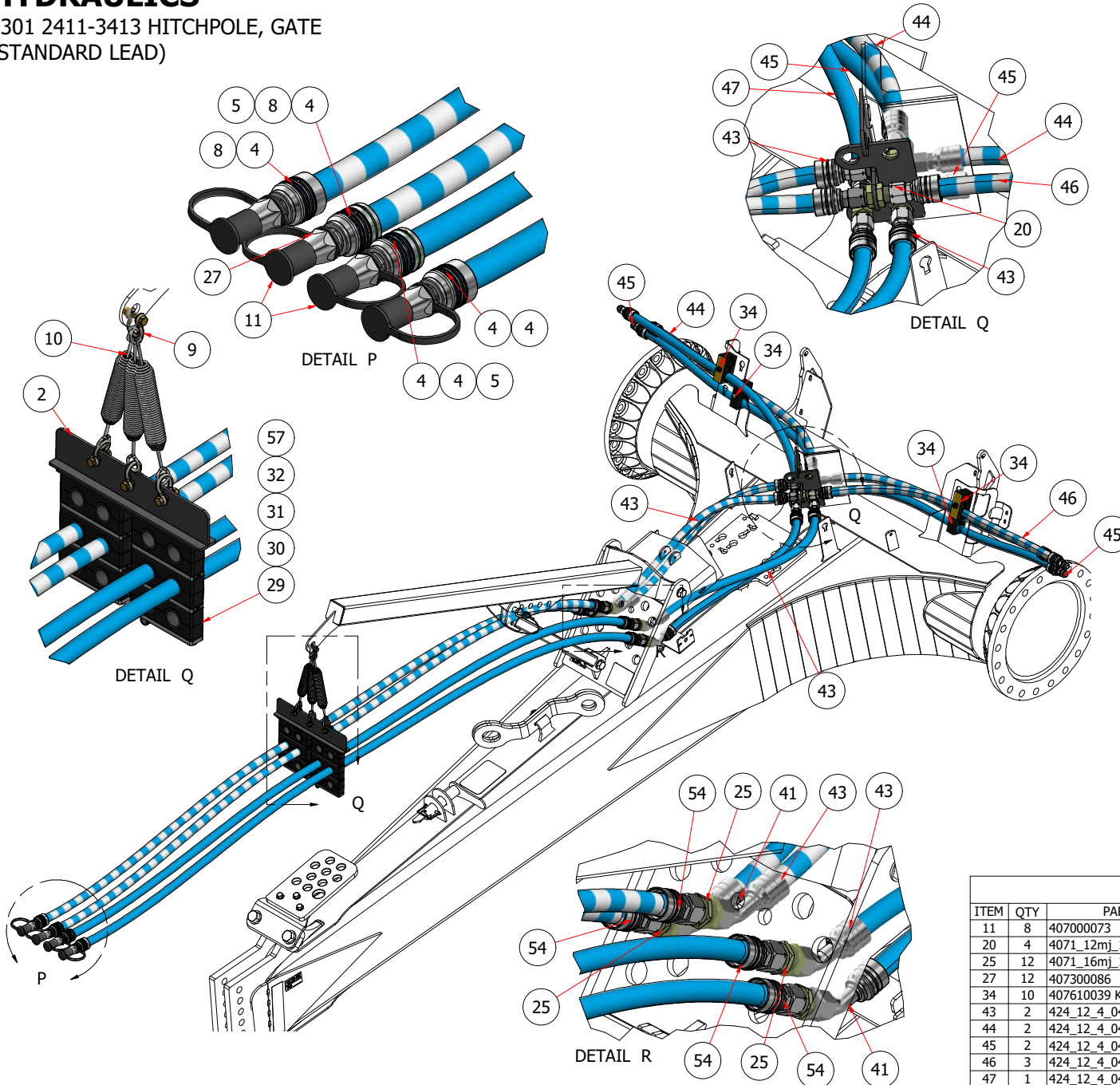
HITCHPOLE HYDRAULIC COMPONENTS

ITEM	QTY	PART NUMBER	REV	DESCRIPTION
2	1	301003266_w_H-CG	0	Hose Hanger, Clamp Holder
6	6	405000053	0	Yellow Zip Tie
8	6	405000147	0	White Zip Tie
9	4	405100075	0	Shackle 5/16" with Bolt & Nut
10	3	405400007	1	Short Swivel Hook Spring
12	4	407000074	0	Dust Cap Male 1/2" Body Quick Connect - Red
13	2	407100023	0	Adapter Plug 1/2" NPT Orifice drilled for Case Drain
14	2	407100024	0	Adapter Reducer Bushing MNPT-12 x FNPT-08
15	2	4071_06mj_06fjx_LS	0	Live Swivel MJIC-06 x FJIC-06
16	1	4071_08mb_06mj	0	Adapter MORB-08 x MJIC-06
17	1	4071_08mb_06mj90	0	Elbow 90 deg MORB-08 x MJIC-06
18	1	4071_08mb_08fb_08fb	0	Tee MORB-08 x FORB-08 x FORB-08
20	4	4071_12mj_12mj_BH_12mj	0	BulkHead Tee MJIC-12 3 way
25	12	4071_16mj_16mj_BH	0	BulkHead MJIC-16 x MJIC-16
26	1	407300006	0	Tip FF 3/8" Body FORB-08
27	12	4073000086	0	Male Tip -12 FNPT x 1/2" Body (ISO 5675)
28	1	407600201	0	P-Clip 1/2"
29	12	407600324	0	Rubber Insert 30mm
30	12	407600325	0	Plastic Clamp 38mm Double
32	12	407600334	0	Stacking Bolt AF 5S
33	4	407600347	0	Stacking Plate Double 5S
34	10	407610039 Kit	0	Clamp Assembly
37	2	424_06_4_039.00E_06fjx_08mp	0	Hose Assembly
40	2	424_12_4_035.00E_12fjx_16fjx45	0	Hose Assembly
42	2	424_12_4_038.50E_12fjx_16fjx45	0	Hose Assembly
46	3	424_12_4_047.00E_12mj_12fjx	0	Hose Assembly
52	2	424_12_4_130.00E_12mp_16fjx	0	Hose Assembly
55	2	424_12_4_135.00E_12mp_16fjx	0	Hose Assembly
57	6	BLT8C_3-8x2_3-4	0	Bolt Gr. 8 UNC 3/8" x 2-3/4"

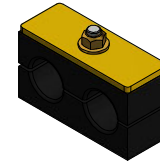
SECTION 2.01

HYDRAULICS

2301 2411-3413 HITCHPOLE, GATE
(STANDARD LEAD)



KITS



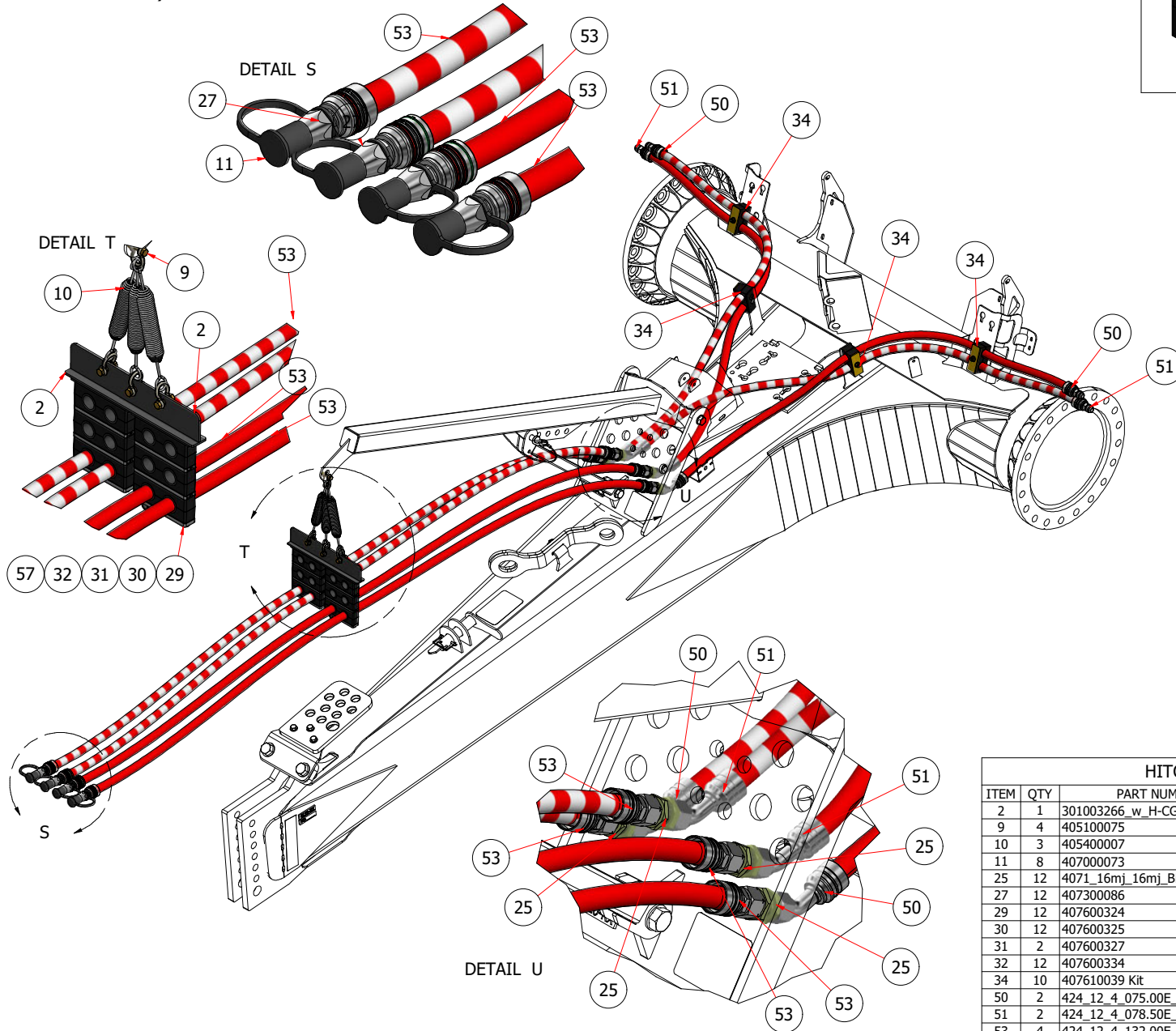
407610039	
QTY	DESCRIPTION
1	Bolt Gr. 5 UNC 3/8" x 3" Carriage
2	Clamp twin .75" hyd. hose
1	Nut Gr. 8 UNC 3/8" Stover Lock
1	Plate 1.2" Twin Clamp
1	Washer Gr. 8 - 3/8" Structural

HITCHPOLE HYDRAULIC COMPONENTS				
ITEM	QTY	PART NUMBER	REV	DESCRIPTION
11	8	407000073	0	Dust Cap Male 1/2" Body Quick Connect - Black
20	4	4071_12mj_12mj_BH_12mj	0	BulkHead Tee MJIC-12 3 way
25	12	4071_16mj_16mj_BH	0	BulkHead MJIC-16 x MJIC-16
27	12	407300086	0	Male Tip -12 FNPT x 1/2" Body (ISO 5675)
34	10	407610039 Kit	0	Clamp Assembly
43	2	424_12_4_040.00E_12fx16fx45	0	Hose Assembly
44	2	424_12_4_044.00E_12mj12fx	0	Hose Assembly
45	2	424_12_4_045.50E_12mj12fx	0	Hose Assembly
46	3	424_12_4_047.00E_12mj12fx	0	Hose Assembly
47	1	424_12_4_048.50E_12mj12fx	0	Hose Assembly
54	4	424_12_4_133.00E_12mp16fx	0	Hose Assembly

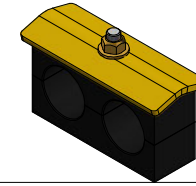
SECTION 2.01

HYDRAULICS

2301 2411-3413 HITCHPOLE, EJECTOR
(STANDARD LEAD)



KITS



407610107

QTY	DESCRIPTION
1	Bolt Gr. 5 UNC 3/8" x 3-1/2" Carriage
1	Clamp Plate
1	Nut Gr. 8 UNC 3/8" Stover Lock
2	Hyd Clamp
1	Washer Gr. 8 - 3/8" Structural

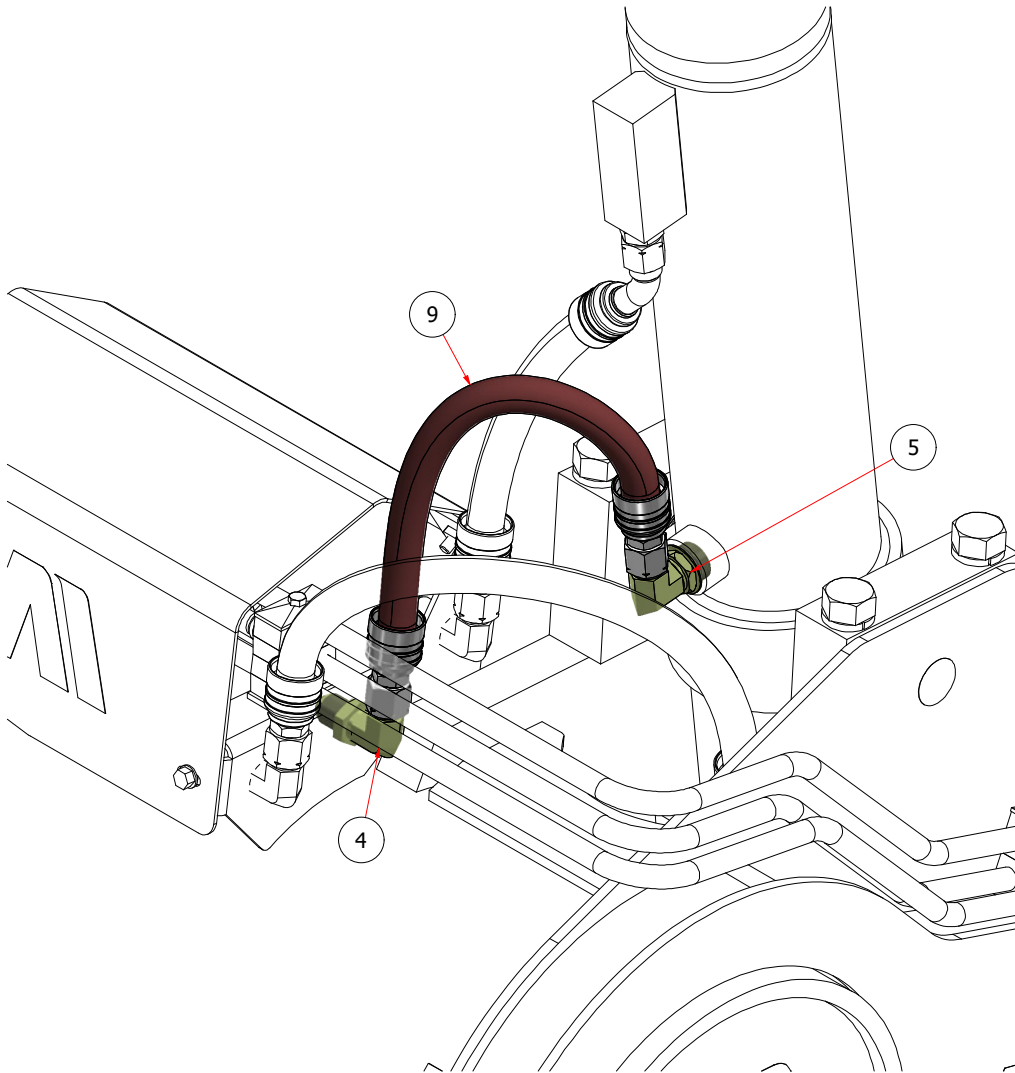
HITCHPOLE HYDRAULIC COMPONENTS

ITEM	QTY	PART NUMBER	REV	DESCRIPTION
2	1	301003266_w_H-CG	0	Hose Hanger, Clamp Holder
9	4	405100075	0	Shackle 5/16" with Bolt & Nut
10	3	405400007	1	Short Swivel Hook Spring
11	8	407000073	0	Dust Cap Male 1/2" Body Quick Connect - Black
25	12	4071_16mj_16mj_BH	0	BulkHead MJIC-16 x MJIC-16
27	12	407300086	0	Male Tip -12 FNPT x 1/2" Body (ISO 5675)
29	12	407600324	0	Rubber Insert 30mm
30	12	407600325	0	Plastic Clamp 38mm Double
31	2	407600327	0	Cover plate Type DPAD
32	12	407600334	0	Stacking Bolt AF 5S
34	10	407610039 Kit	0	Clamp Assembly
50	2	424_12_4_075.00E_12mj_16fx45	0	Hose Assembly
51	2	424_12_4_078.50E_12mj_16fx45	0	Hose Assembly
53	4	424_12_4_132.00E_12mp_16fx	0	Hose Assembly
57	6	BLT8C_3-8x2_3-4	0	Bolt Gr. 8 UNC 3/8" x 2-3/4"

SECTION 2.02

HYDRAULICS

2301 2411-3413 TRAILING ARM, LEFT, CUSHION RIDE
(STANDARD SINGLE)



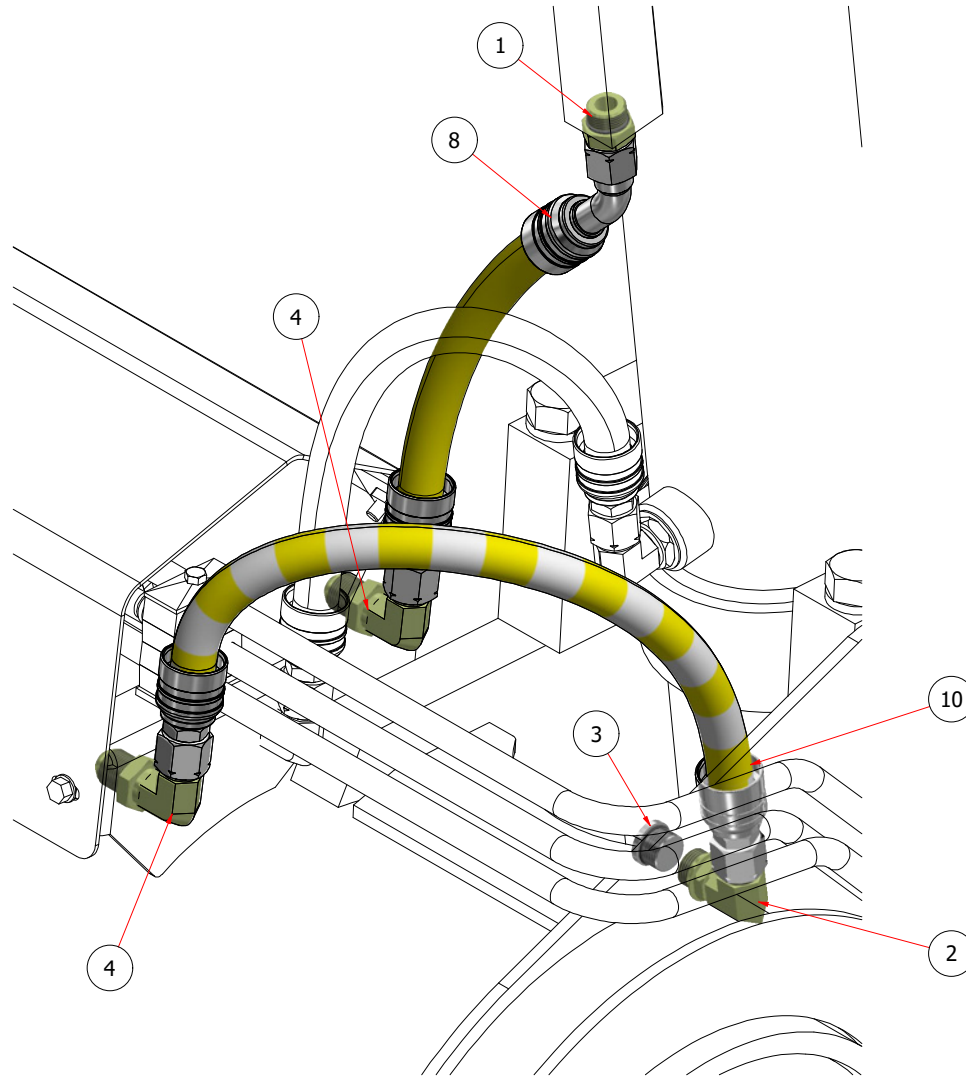
HYDRAULIC COMPONENTS

ITEM	QTY	2411/2811	3013/3413	REV	DESCRIPTION
1	1	4071_12mb_12mj	-	0	Adapter MORB-12 x MJIC-12
2	1	4071_12mb_12mj90	-	0	Elbow 90 deg MORB-12 x MJIC-12
3	1	4071_12mb_PLUG_SKT	-	0	Plug, SAE12 MORB Hollow Hex
4	3	4071_12mj_12mj90_BH	-	0	BulkHead 90° MJIC-12 x MJIC-12
5	1	4071_16mb_12mj90	-	0	Elbow Adapter 90 deg MORB-16 x MJIC-12
6	3	407610401	-	0	Clamp Assembly (19 mm)
7	3	4076_CS_0750	-	0	Tube_Clamp Spacer (K 3/4" Bead)
8	1	424_12_4_017.50E_12fjx_12fjx45	-	0	Hose Assembly
9	1	424_12_4_021.00E_12fjx_12fjx	-	0	Hose Assembly
10	1	424_12_4_030.00E_12fjx_12fjx	-	0	Hose Assembly
11	1	426003631	426002027	0	Tube Assembly
12	1	426003632	426002028	0	Tube Assembly
13	1	426003633	426002026	0	Tube Assembly

SECTION 2.02

HYDRAULICS

2301 2411-3413 TRAILING ARM, LEFT, LIFT
(STANDARD SINGLE)



HYDRAULIC COMPONENTS

ITEM	QTY	2411/2811	3013/3413	REV	DESCRIPTION
1	1	4071_12mb_12mj	-	0	Adapter MORB-12 x MJIC-12
2	1	4071_12mb_12mj90	-	0	Elbow 90 deg MORB-12 x MJIC-12
3	1	4071_12mb_PLUG_SKT	-	0	Plug, SAE12 MORB Hollow Hex
4	3	4071_12mj_12mj90_BH	-	0	BulkHead 90° MJIC-12 x MJIC-12
5	1	4071_16mb_12mj90	-	0	Elbow Adapter 90 deg MORB-16 x MJIC-12
6	3	407610401	-	0	Clamp Assembly (19 mm)
7	3	4076_CS_0750	-	0	Tube_Clamp Spacer (K 3/4" Bead)
8	1	424_12_4_017.50E_12fjx 12fjx45	-	0	Hose Assembly
9	1	424_12_4_021.00E_12fjx 12fjx	-	0	Hose Assembly
10	1	424_12_4_030.00E_12fjx 12fjx	-	0	Hose Assembly
11	1	426003631	426002027	0	Tube Assembly
12	1	426003632	426002028	0	Tube Assembly
13	1	426003633	426002026	0	Tube Assembly

SECTION 2.02

HYDRAULICS

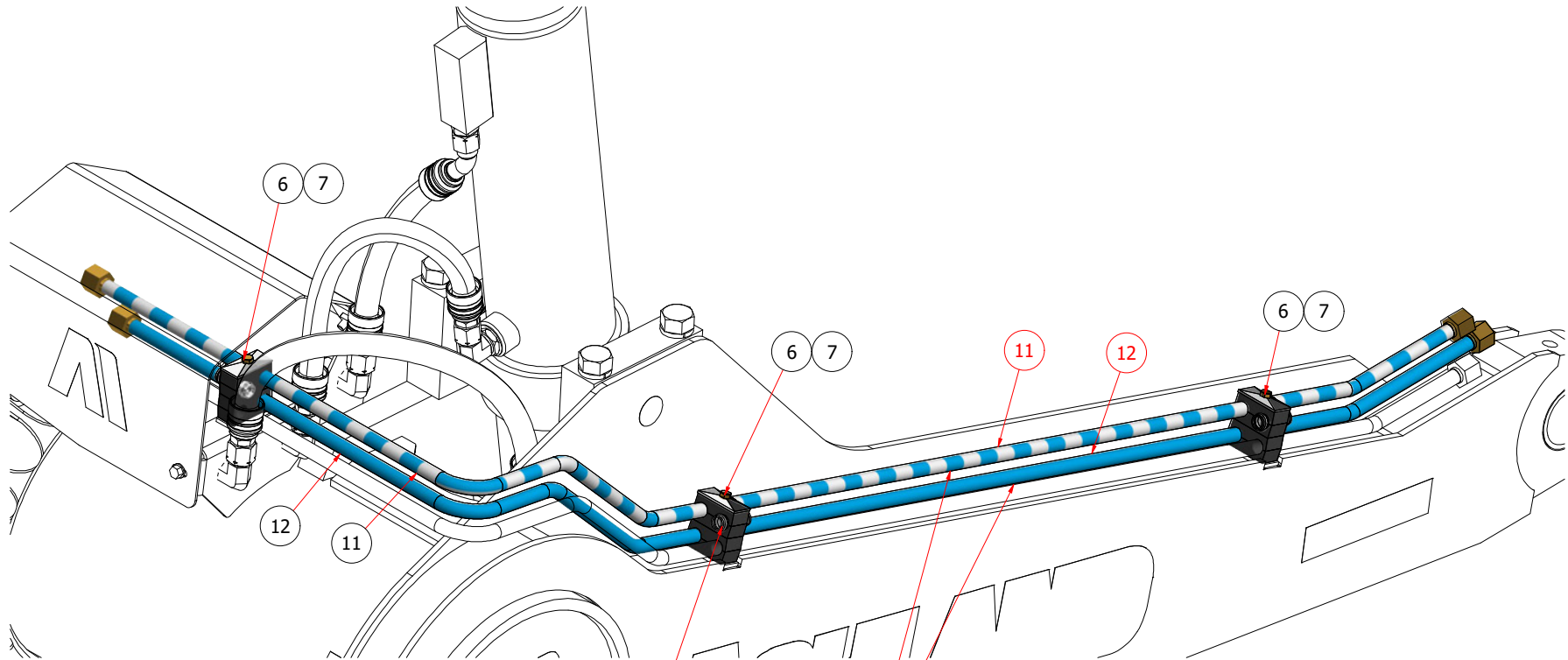
2301 2411-3413 TRAILING ARM, LEFT, GATE
(STANDARD SINGLE)

KITS



407610401 Kit

QTY	DESCRIPTION
1	Bolt Gr. 8 UNC 5/16" x 1-3/4"
4	Hose Clamp Half Twin 3D 19 mm
1	Twin Clamp Safety Locking Plate 2-3D
1	Stacking Bolt 5/16-18 UNC
1	Pipe Clamps DIN 3015, Cover Plate 3D



PLACE SPACERS IN **ALL** UNUSED SPACES.

MODEL DEPENDANT, SEE PARTS LIST.

HYDRAULIC COMPONENTS

ITEM	QTY	2411/2811	3013/3413	REV	DESCRIPTION
1	1	4071_12mb_12mj	-	0	Adapter MORB-12 x MJIC-12
2	1	4071_12mb_12mj90	-	0	Elbow 90 deg MORB-12 x MJIC-12
3	1	4071_12mb_PLUG_SKT	-	0	Plug, SAE12 MORB Hollow Hex
4	3	4071_12mj_12mj90_BH	-	0	BulkHead 90° MJIC-12 x MJIC-12
5	1	4071_16mb_12mj90	-	0	Elbow Adapter 90 deg MORB-16 x MJIC-12
6	3	407610401	-	0	Clamp Assembly (19 mm)
7	3	4076_CS_0750	-	0	Tube_Clamp Spacer (K 3/4" Bead)
8	1	424_12_4_017.50E_12fjx_12fjx45	-	0	Hose Assembly
9	1	424_12_4_021.00E_12fjx_12fjx	-	0	Hose Assembly
10	1	424_12_4_030.00E_12fjx_12fjx	-	0	Hose Assembly
11	1	426003631	426002027	0	Tube Assembly
12	1	426003632	426002028	0	Tube Assembly
13	1	426003633	426002026	0	Tube Assembly

SECTION 2.02

HYDRAULICS

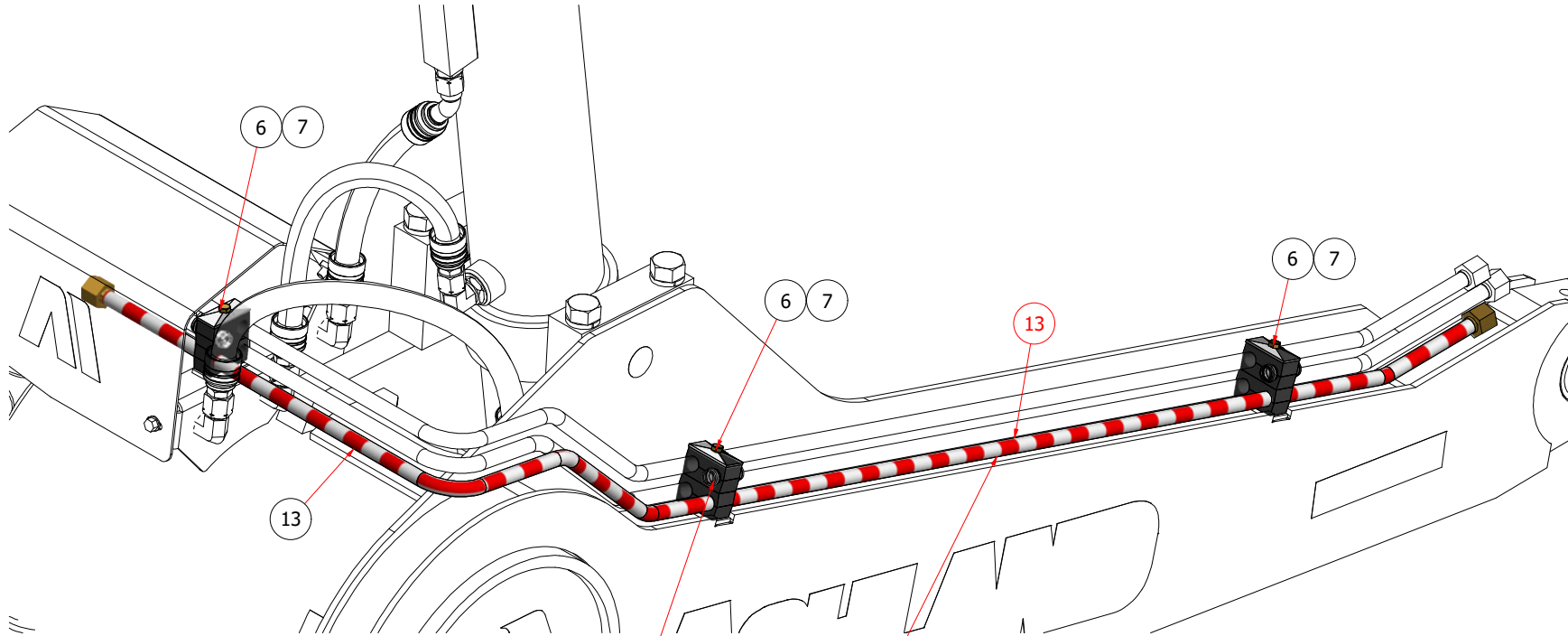
2301 2411-3413 TRAILING ARM, LEFT, EJECTOR
(STANDARD SINGLE)

KITS



407610401 Kit

QTY	DESCRIPTION
1	Bolt Gr. 8 UNC 5/16" x 1-3/4"
4	Hose Clamp Half Twin 3D 19 mm
1	Twin Clamp Safety Locking Plate 2-3D
1	Stacking Bolt 5/16-18 UNC
1	Pipe Clamps DIN 3015, Cover Plate 3D



PLACE SPACERS IN **ALL** UNUSED SPACES.

MODEL DEPENDANT, SEE PARTS LIST.

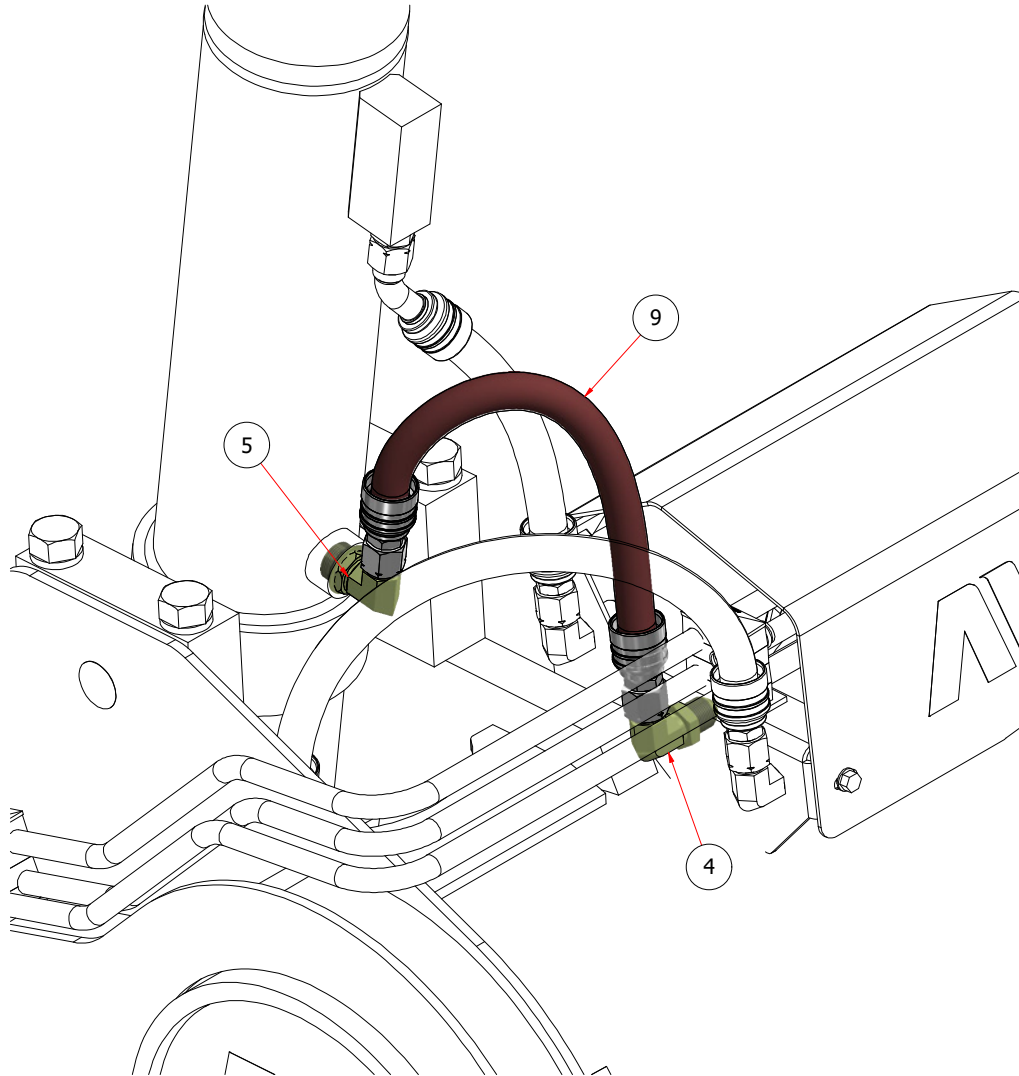
HYDRAULIC COMPONENTS

ITEM	QTY	2411/2811	3013/3413	REV	DESCRIPTION
1	1	4071_12mb_12mj	-	0	Adapter MORB-12 x MJIC-12
2	1	4071_12mb_12mj90	-	0	Elbow 90 deg MORB-12 x MJIC-12
3	1	4071_12mb_PLUG_SKT	-	0	Plug, SAE12 MORB Hollow Hex
4	3	4071_12mj_12mj90_BH	-	0	BulkHead 90° MJIC-12 x MJIC-12
5	1	4071_16mb_12mj90	-	0	Elbow Adapter 90 deg MORB-16 x MJIC-12
6	3	407610401	-	0	Clamp Assembly (19 mm)
7	3	4076_CS_0750	-	0	Tube_Clamp Spacer (K 3/4" Bead)
8	1	424_12_4_017.50E_12fjx_12fjx45	-	0	Hose Assembly
9	1	424_12_4_021.00E_12fjx_12fjx	-	0	Hose Assembly
10	1	424_12_4_030.00E_12fjx_12fjx	-	0	Hose Assembly
11	1	426003631	426002027	0	Tube Assembly
12	1	426003632	426002028	0	Tube Assembly
13	1	426003633	426002026	0	Tube Assembly

SECTION 2.02

HYDRAULICS

2301 2411-3413 TRAILING ARM, RIGHT, CUSHION RIDE
(STANDARD SINGLE)



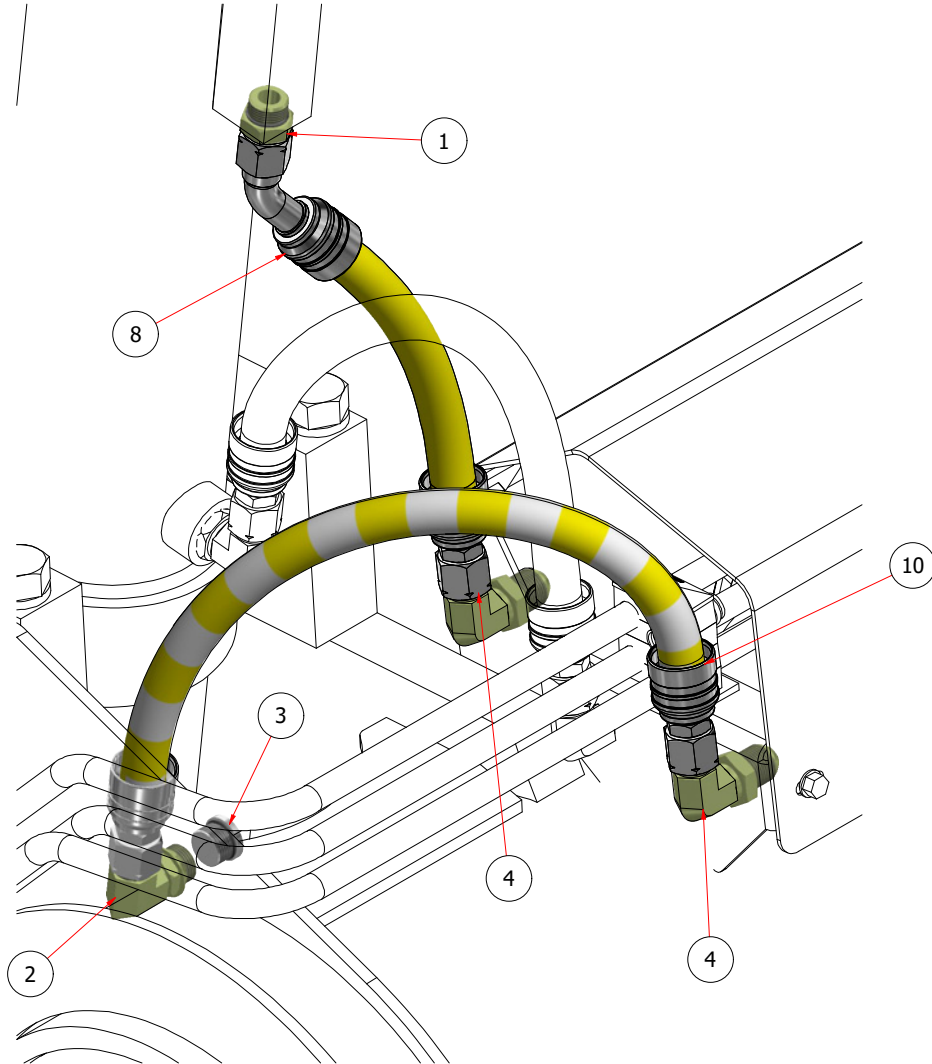
HYDRAULIC COMPONENTS

ITEM	QTY	2411/2811	3013/3413	REV	DESCRIPTION
1	1	4071_12mb_12mj	-	0	Adapter MORB-12 x MJIC-12
2	1	4071_12mb_12mj90	-	0	Elbow 90 deg MORB-12 x MJIC-12
3	1	4071_12mb_PLUG_SKT	-	0	Plug, SAE12 MORB Hollow Hex
4	3	4071_12mj_12mj90_BH	-	0	BulkHead 90° MJIC-12 x MJIC-12
5	1	4071_16mb_12mj90	-	0	Elbow Adapter 90 deg MORB-16 x MJIC-12
6	3	407610401	-	0	Clamp Assembly (19 mm)
7	3	4076_CS_0750	-	0	Tube_Clamp Spacer (K 3/4" Bead)
8	1	424_12_4_017.50E_12fjx_12fjx45	-	0	Hose Assembly
9	1	424_12_4_021.00E_12fjx_12fjx	-	0	Hose Assembly
10	1	424_12_4_030.00E_12fjx_12fjx	-	0	Hose Assembly
11	1	426003628	426002024	0	Tube Assembly
12	1	426003629	426002025	0	Tube Assembly
13	1	426003630	426002023	0	Tube Assembly

SECTION 2.02

HYDRAULICS

2301 2411-3413 TRAILING ARM, RIGHT, LIFT
(STANDARD SINGLE)



HYDRAULIC COMPONENTS

ITEM	QTY	2411/2811	3013/3413	REV	DESCRIPTION
1	1	4071_12mb_12mj	-	0	Adapter MORB-12 x MJIC-12
2	1	4071_12mb_12mj90	-	0	Elbow 90 deg MORB-12 x MJIC-12
3	1	4071_12mb_PLUG_SKT	-	0	Plug, SAE12 MORB Hollow Hex
4	3	4071_12mj_12mj90_BH	-	0	BulkHead 90° MJIC-12 x MJIC-12
5	1	4071_16mb_12mj90	-	0	Elbow Adapter 90 deg MORB-16 x MJIC-12
6	3	407610401	-	0	Clamp Assembly (19 mm)
7	3	4076_CS_0750	-	0	Tube_Clamp Spacer (K 3/4" Bead)
8	1	424_12_4_017.50E_12fjx 12fjx45	-	0	Hose Assembly
9	1	424_12_4_021.00E_12fjx 12fjx	-	0	Hose Assembly
10	1	424_12_4_030.00E_12fjx 12fjx	-	0	Hose Assembly
11	1	426003628	426002024	0	Tube Assembly
12	1	426003629	426002025	0	Tube Assembly
13	1	426003630	426002023	0	Tube Assembly

SECTION 2.02

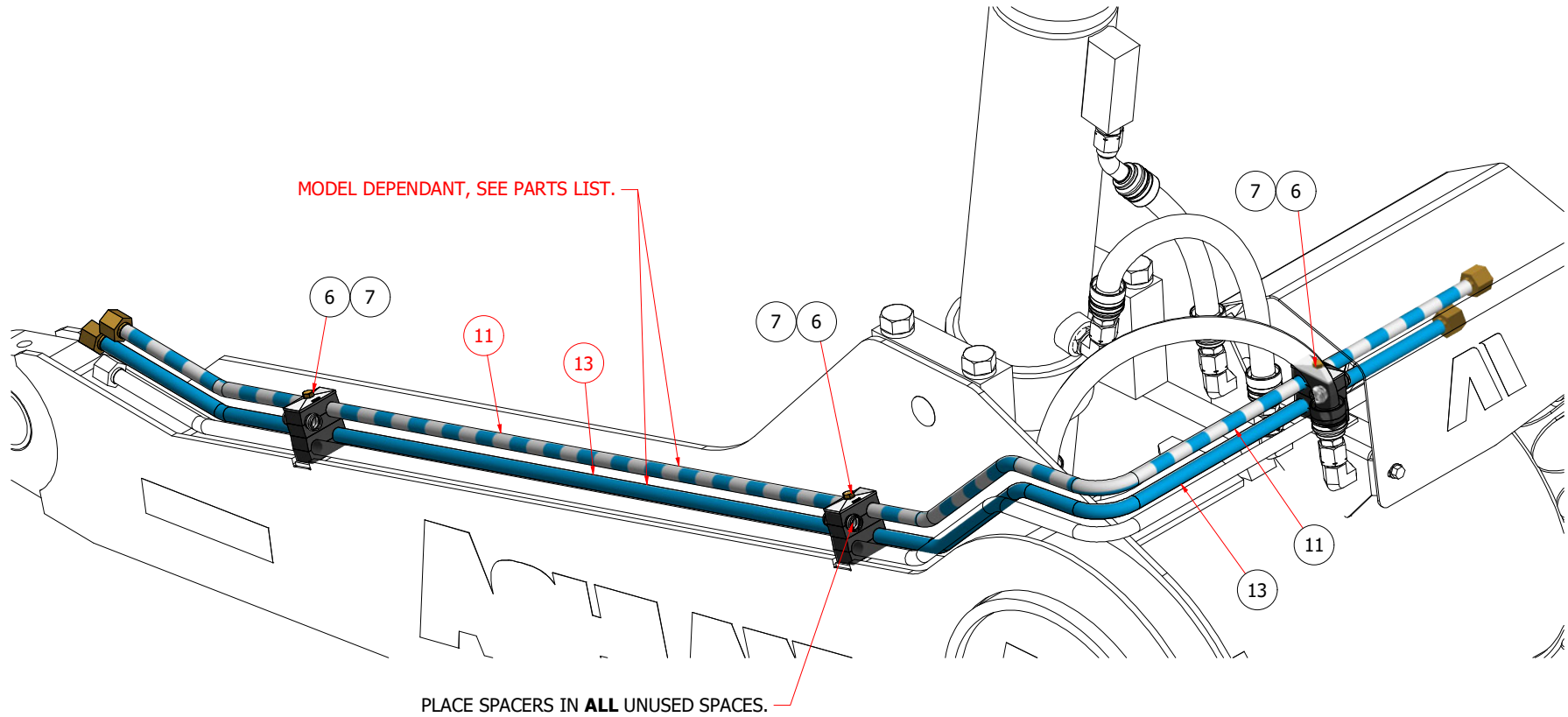
HYDRAULICS

2301 2411-3413 TRAILING ARM, RIGHT, GATE
(STANDARD SINGLE)

KITS



407610401 Kit	
QTY	DESCRIPTION
1	Bolt Gr. 8 UNC 5/16" x 1-3/4"
4	Hose Clamp Half Twin 3D 19 mm
1	Twin Clamp Safety Locking Plate 2-3D
1	Stacking Bolt 5/16-18 UNC
1	Pipe Clamps DIN 3015, Cover Plate 3D



HYDRAULIC COMPONENTS

ITEM	QTY	2411/2811	3013/3413	REV	DESCRIPTION
1	1	4071_12mb_12mj	-	0	Adapter MORB-12 x MJIC-12
2	1	4071_12mb_12mj90	-	0	Elbow 90 deg MORB-12 x MJIC-12
3	1	4071_12mb_PLUG_SKT	-	0	Plug, SAE12 MORB Hollow Hex
4	3	4071_12mj_12mj90_BH	-	0	BulkHead 90° MJIC-12 x MJIC-12
5	1	4071_16mb_12mj90	-	0	Elbow Adapter 90 deg MORB-16 x MJIC-12
6	3	407610401	-	0	Clamp Assembly (19 mm)
7	3	4076_CS_0750	-	0	Tube_Clamp Spacer (K 3/4" Bead)
8	1	424_12_4_017.50E_12fjx_12fjx45	-	0	Hose Assembly
9	1	424_12_4_021.00E_12fjx_12fjx	-	0	Hose Assembly
10	1	424_12_4_030.00E_12fjx_12fjx	-	0	Hose Assembly
11	1	426003628	426002024	0	Tube Assembly
12	1	426003629	426002025	0	Tube Assembly
13	1	426003630	426002023	0	Tube Assembly

SECTION 2.02

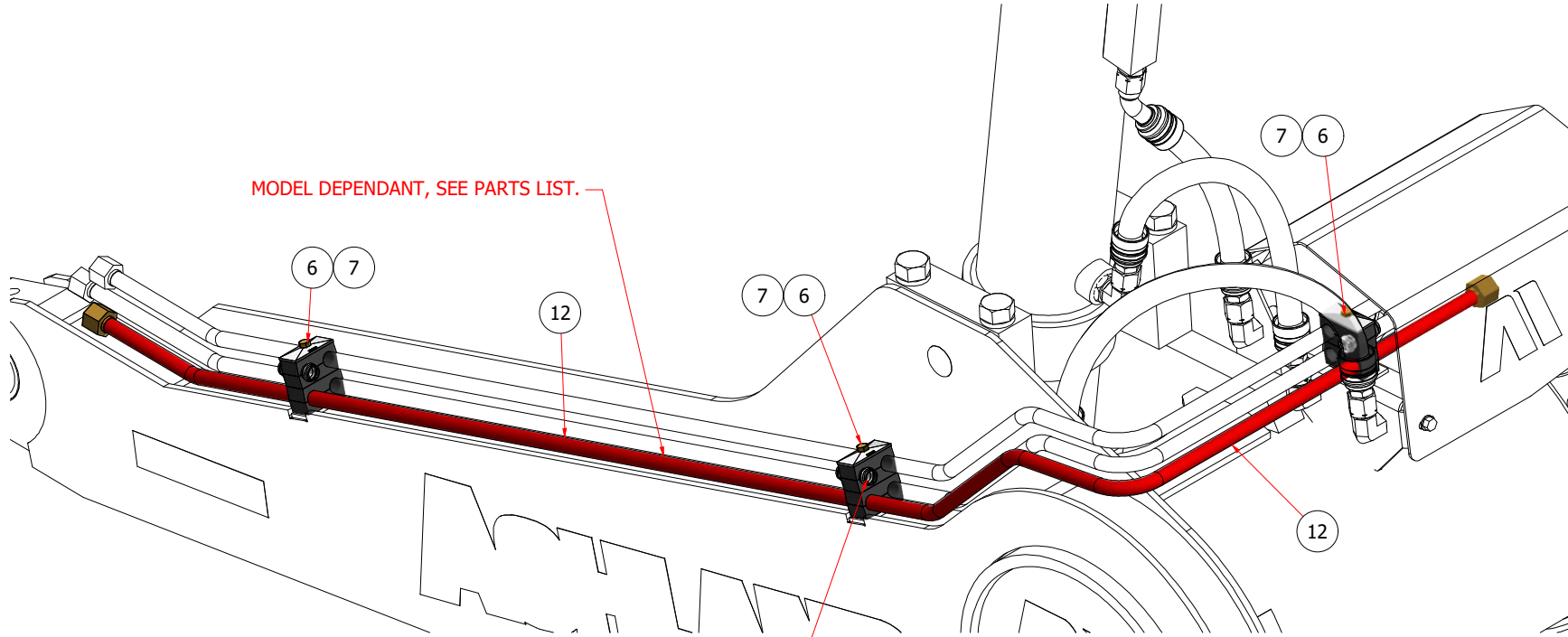
HYDRAULICS

2301 2411-3413 TRAILING ARM, RIGHT, EJECTOR
(STANDARD SINGLE)

KITS



407610401 Kit	
QTY	DESCRIPTION
1	Bolt Gr. 8 UNC 5/16" x 1-3/4"
4	Hose Clamp Half Twin 3D 19 mm
1	Twin Clamp Safety Locking Plate 2-3D
1	Stacking Bolt 5/16-18 UNC
1	Pipe Clamps DIN 3015, Cover Plate 3D



MODEL DEPENDANT, SEE PARTS LIST.

PLACE SPACERS IN **ALL** UNUSED SPACES.

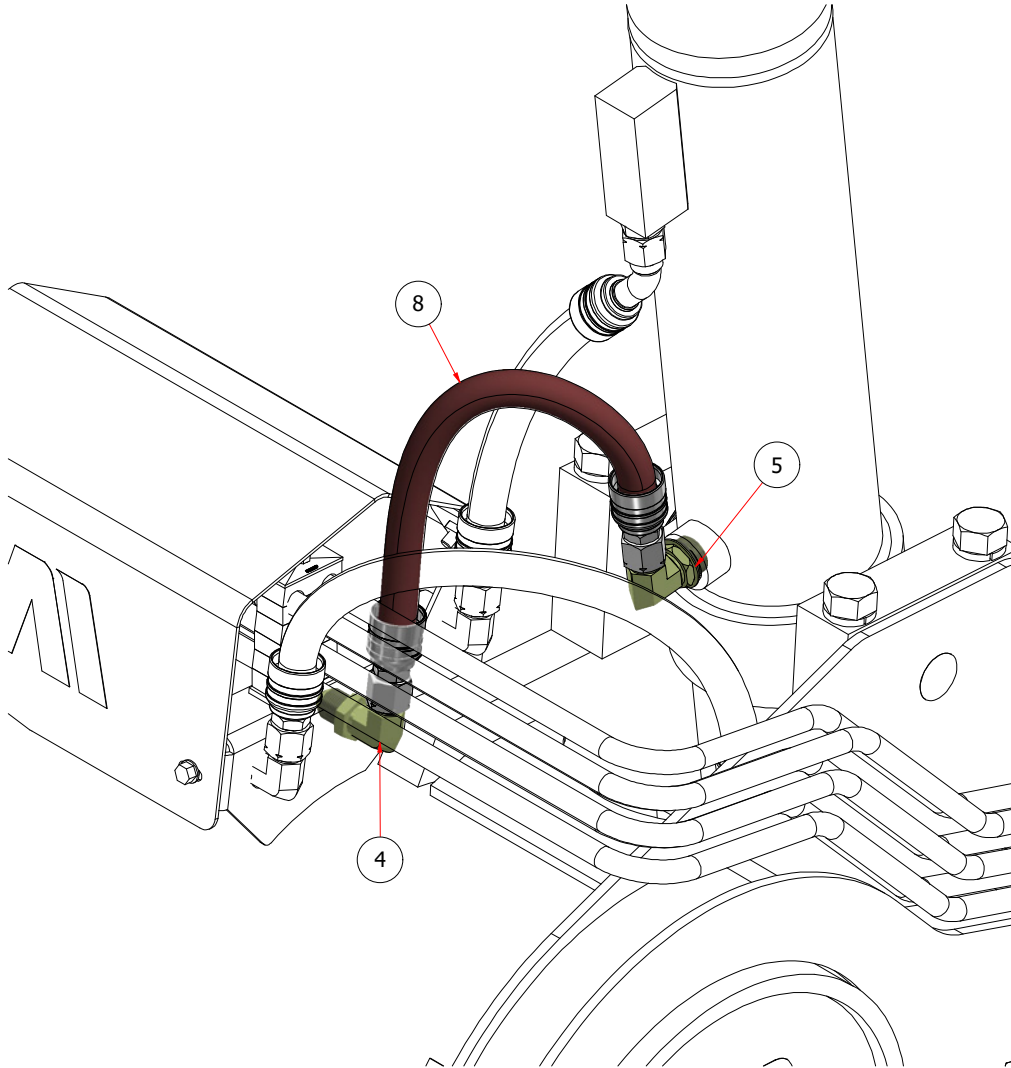
HYDRALIC COMPONENTS

ITEM	QTY	2411/2811	3013/3413	REV	DESCRIPTION
1	1	4071_12mb_12mj	-	0	Adapter MORB-12 x MJIC-12
2	1	4071_12mb_12mj90	-	0	Elbow 90 deg MORB-12 x MJIC-12
3	1	4071_12mb_PLUG_SKT	-	0	Plug, SAE12 MORB Hollow Hex
4	3	4071_12mj_12mj90_BH	-	0	BulkHead 90° MJIC-12 x MJIC-12
5	1	4071_16mb_12mj90	-	0	Elbow Adapter 90 deg MORB-16 x MJIC-12
6	3	407610401	-	0	Clamp Assembly (19 mm)
7	3	4076_CS_0750	-	0	Tube_Clamp Spacer (K 3/4" Bead)
8	1	424_12_4_017.50E_12fjx_12fjx45	-	0	Hose Assembly
9	1	424_12_4_021.00E_12fjx_12fjx	-	0	Hose Assembly
10	1	424_12_4_030.00E_12fjx_12fjx	-	0	Hose Assembly
11	1	426003628	426002024	0	Tube Assembly
12	1	426003629	426002025	0	Tube Assembly
13	1	426003630	426002023	0	Tube Assembly

SECTION 2.02

HYDRAULICS

2301 2411-3413 TRAILING ARM, LEFT, CUSHION RIDE
(STANDARD LEAD)



HYDRALIC COMPONENTS

ITEM	QTY	2411/2811	3013/3413	REV	DESCRIPTION
1	1	4071_12mb_12mj	-	0	Adapter MORB-12 x MJIC-12
2	1	4071_12mb_12mj90	-	0	Elbow 90 deg MORB-12 x MJIC-12
3	1	4071_12mb_PLUG_SKT	-	0	Plug, SAE12 MORB Hollow Hex
4	3	4071_12mj_12mj90_BH	-	0	BulkHead 90° MJIC-12 x MJIC-12
5	1	4071_16mb_12mj90	-	0	Elbow Adapter 90 deg MORB-16 x MJIC-12
6	3	407610402	-	0	Clamp Assembly (19 mm)
7	1	424_12_4_017.50E_12fjx_12fjx45	-	0	Hose Assembly
8	1	424_12_4_021.00E_12fjx_12fjx	-	0	Hose Assembly
9	1	424_12_4_030.00E_12fjx_12fjx	-	0	Hose Assembly
10	1	426002041	426002032	0	Tube Assembly
11	1	426002042	426002033	0	Tube Assembly
12	1	426002043	426002034	0	Tube Assembly
13	1	426003631	426002027	0	Tube Assembly
14	1	426003632	426002028	0	Tube Assembly
15	1	426003633	426002026	0	Tube Assembly

SECTION 2.02

HYDRAULICS

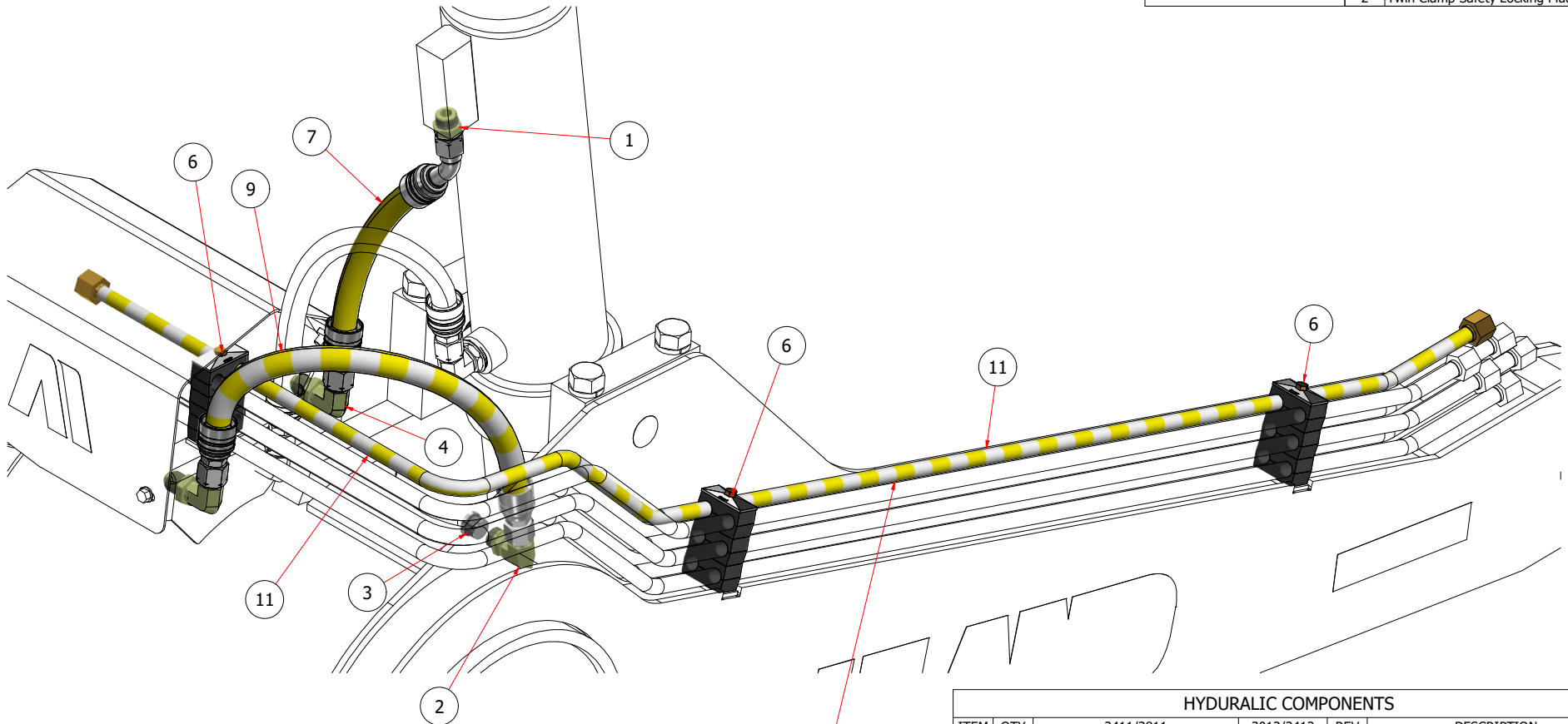
2301 2411-3413 TRAILING ARM, LEFT, LIFT
(STANDARD LEAD)

KITS



407610402 Kit

QTY	DESCRIPTION
1	Bolt Gr. 8 UNC 5/16" x 1-3/4"
6	Hose Clamp Half Twin 3D 19 mm
1	Pipe Clamps DIN 3015, Cover Plate 3D
2	Stacking Bolt 5/16-18 UNC
2	Twin Clamp Safety Locking Plate 2-3D



MODEL DEPENDANT, SEE PARTS LIST.

HYDRAULIC COMPONENTS

ITEM	QTY	2411/2811	3013/3413	REV	DESCRIPTION
1	1	4071_12mb_12mj	-	0	Adapter MORB-12 x MJIC-12
2	1	4071_12mb_12mj90	-	0	Elbow 90 deg MORB-12 x MJIC-12
3	1	4071_12mb_PLUG_SKT	-	0	Plug, SAE12 MORB Hollow Hex
4	3	4071_12mj_12mj90_BH	-	0	BulkHead 90° MJIC-12 x MJIC-12
5	1	4071_16mb_12mj90	-	0	Elbow Adapter 90 deg MORB-16 x MJIC-12
6	3	407610402	-	0	Clamp Assembly (19 mm)
7	1	424_12_4_017.50E_12fjx_12fjx45	-	0	Hose Assembly
8	1	424_12_4_021.00E_12fjx_12fjx	-	0	Hose Assembly
9	1	424_12_4_030.00E_12fjx_12fjx	-	0	Hose Assembly
10	1	426002041	426002032	0	Tube Assembly
11	1	426002042	426002033	0	Tube Assembly
12	1	426002043	426002034	0	Tube Assembly
13	1	426003631	426002027	0	Tube Assembly
14	1	426003632	426002028	0	Tube Assembly
15	1	426003633	426002026	0	Tube Assembly

SECTION 2.02

HYDRAULICS

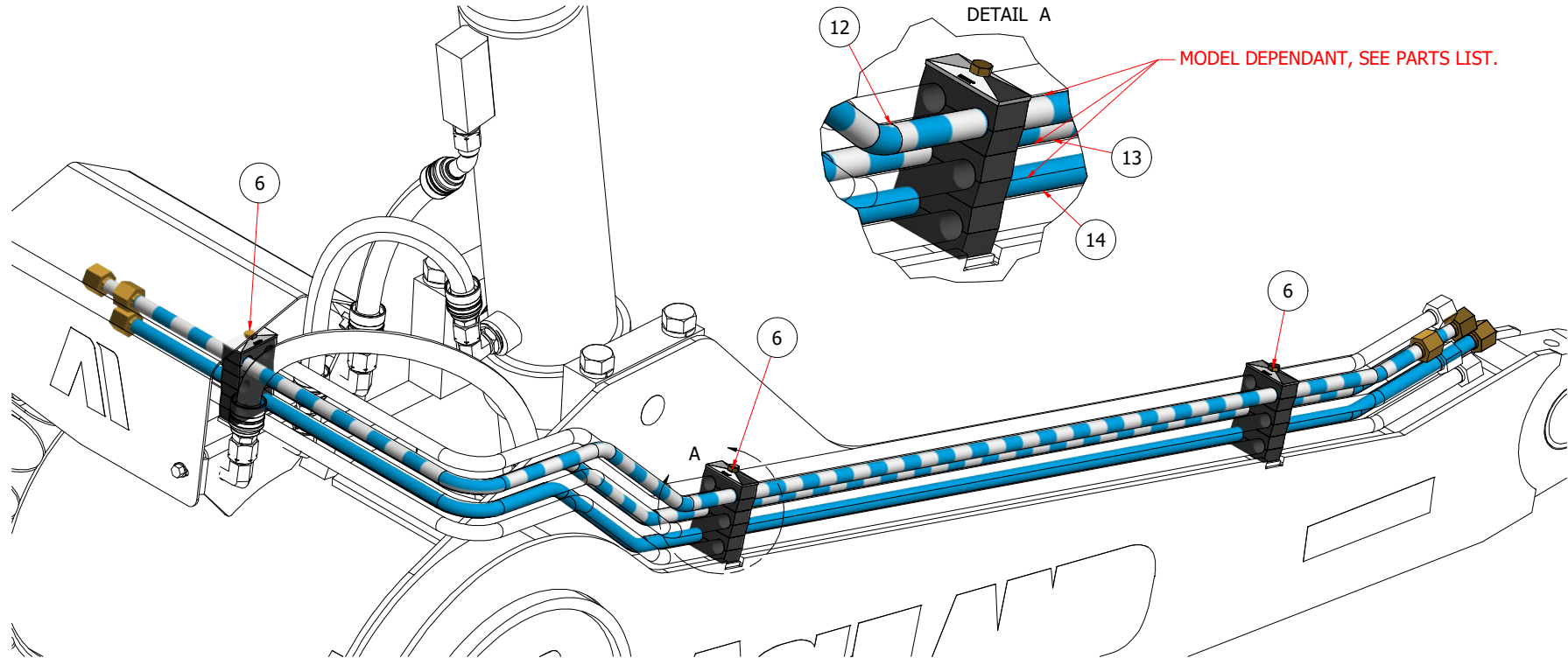
2301 2411-3413 TRAILING ARM, LEFT, GATE
(STANDARD LEAD)

KITS



407610402 Kit

QTY	DESCRIPTION
1	Bolt Gr. 8 UNC 5/16" x 1-3/4"
6	Hose Clamp Half Twin 3D 19 mm
1	Pipe Clamps DIN 3015, Cover Plate 3D
2	Stacking Bolt 5/16-18 UNC
2	Twin Clamp Safety Locking Plate 2-3D



HYDRAULIC COMPONENTS

ITEM	QTY	2411/2811	3013/3413	REV	DESCRIPTION
1	1	4071_12mb_12mj	-	0	Adapter MORB-12 x MJIC-12
2	1	4071_12mb_12mj90	-	0	Elbow 90 deg MORB-12 x MJIC-12
3	1	4071_12mb_PLUG_SKT	-	0	Plug, SAE12 MORB Hollow Hex
4	3	4071_12mj_12mj90_BH	-	0	BulkHead 90° MJIC-12 x MJIC-12
5	1	4071_16mb_12mj90	-	0	Elbow Adapter 90 deg MORB-16 x MJIC-12
6	3	407610402	-	0	Clamp Assembly (19 mm)
7	1	424_12_4_017.50E_12fjx 12fjx45	-	0	Hose Assembly
8	1	424_12_4_021.00E_12fjx 12fjx	-	0	Hose Assembly
9	1	424_12_4_030.00E_12fjx 12fjx	-	0	Hose Assembly
10	1	426002041	426002032	0	Tube Assembly
11	1	426002042	426002033	0	Tube Assembly
12	1	426002043	426002034	0	Tube Assembly
13	1	426003631	426002027	0	Tube Assembly
14	1	426003632	426002028	0	Tube Assembly
15	1	426003633	426002026	0	Tube Assembly

SECTION 2.02

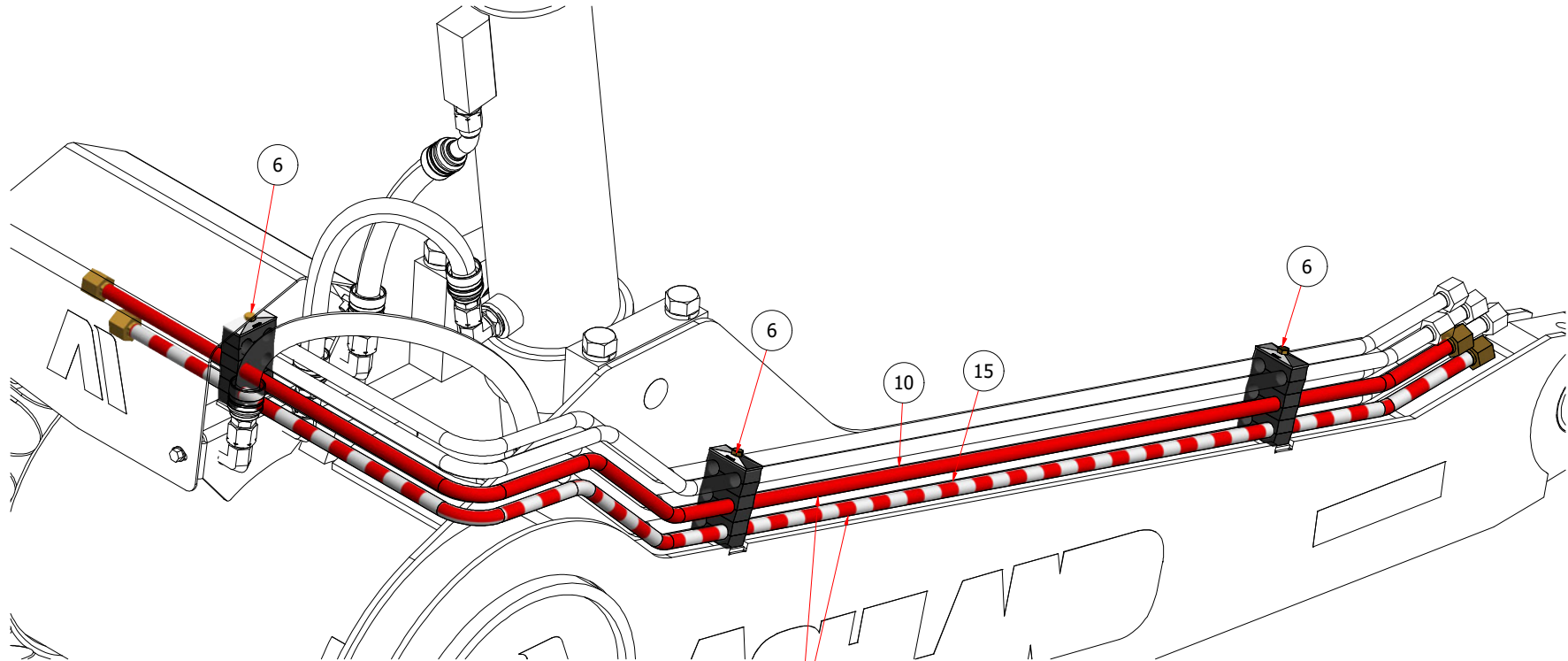
HYDRAULICS

2301 2411-3413 TRAILING ARM, LEFT, EJECTOR
(STANDARD LEAD)

KITS



407610402 Kit	
QTY	DESCRIPTION
1	Bolt Gr. 8 UNC 5/16" x 1-3/4"
6	Hose Clamp Half Twin 3D 19 mm
1	Pipe Clamps DIN 3015, Cover Plate 3D
2	Stacking Bolt 5/16-18 UNC
2	Twin Clamp Safety Locking Plate 2-3D



MODEL DEPENDANT, SEE PARTS LIST.

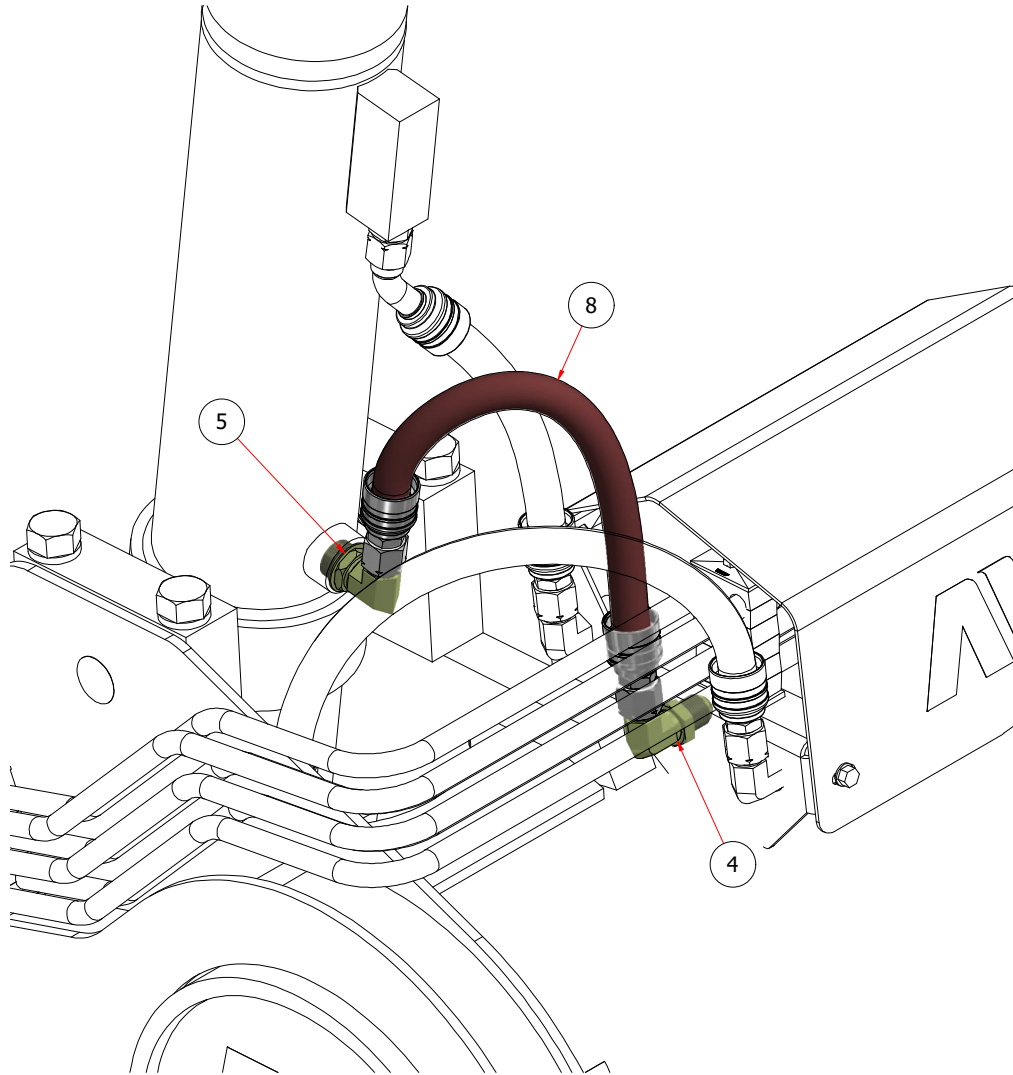
HYDRALIC COMPONENTS

ITEM	QTY	2411/2811	3013/3413	REV	DESCRIPTION
1	1	4071_12mb_12mj	-	0	Adapter MORB-12 x MJIC-12
2	1	4071_12mb_12mj90	-	0	Elbow 90 deg MORB-12 x MJIC-12
3	1	4071_12mb_PLUG_SKT	-	0	Plug, SAE12 MORB Hollow Hex
4	3	4071_12mj_12mj90_BH	-	0	BulkHead 90° MJIC-12 x MJIC-12
5	1	4071_16mb_12mj90	-	0	Elbow Adapter 90 deg MORB-16 x MJIC-12
6	3	407610402	-	0	Clamp Assembly (19 mm)
7	1	424_12_4_017.50E_12fjx_12fjx45	-	0	Hose Assembly
8	1	424_12_4_021.00E_12fjx_12fjx	-	0	Hose Assembly
9	1	424_12_4_030.00E_12fjx_12fjx	-	0	Hose Assembly
10	1	426002041	426002032	0	Tube Assembly
11	1	426002042	426002033	0	Tube Assembly
12	1	426002043	426002034	0	Tube Assembly
13	1	426003631	426002027	0	Tube Assembly
14	1	426003632	426002028	0	Tube Assembly
15	1	426003633	426002026	0	Tube Assembly

SECTION 2.02

HYDRAULICS

2301 2411-3413 TRAILING ARM, RIGHT, CUSHION RIDE
(STANDARD LEAD)



HYDRAULIC COMPONENTS

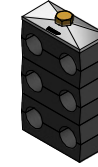
ITEM	QTY	2411/2811	3013/3413	REV	DESCRIPTION
1	1	4071_12mb_12mj	-	0	Adapter MORB-12 x MJIC-12
2	1	4071_12mb_12mj90	-	0	Elbow 90 deg MORB-12 x MJIC-12
3	1	4071_12mb_PLUG_SKT	-	0	Plug, SAE12 MORB Hollow Hex
4	3	4071_12mj_12mj90_BH	-	0	BulkHead 90° MJIC-12 x MJIC-12
5	1	4071_16mb_12mj90	-	0	Elbow Adapter 90 deg MORB-16 x MJIC-12
6	3	407610402	-	0	Clamp Assembly (19 mm)
7	1	424_12_4_017.50E_12fjx_12fjx45	-	0	Hose Assembly
8	1	424_12_4_021.00E_12fjx_12fjx	-	0	Hose Assembly
9	1	424_12_4_030.00E_12fjx_12fjx	-	0	Hose Assembly
10	1	426002038	426002029	0	Tube Assembly
11	1	426002039	426002030	0	Tube Assembly
12	1	426002040	426002031	0	Tube Assembly
13	1	426003628	426002024	0	Tube Assembly
14	1	426003629	426002025	0	Tube Assembly
15	1	426003630	426002023	0	Tube Assembly

SECTION 2.02

HYDRAULICS

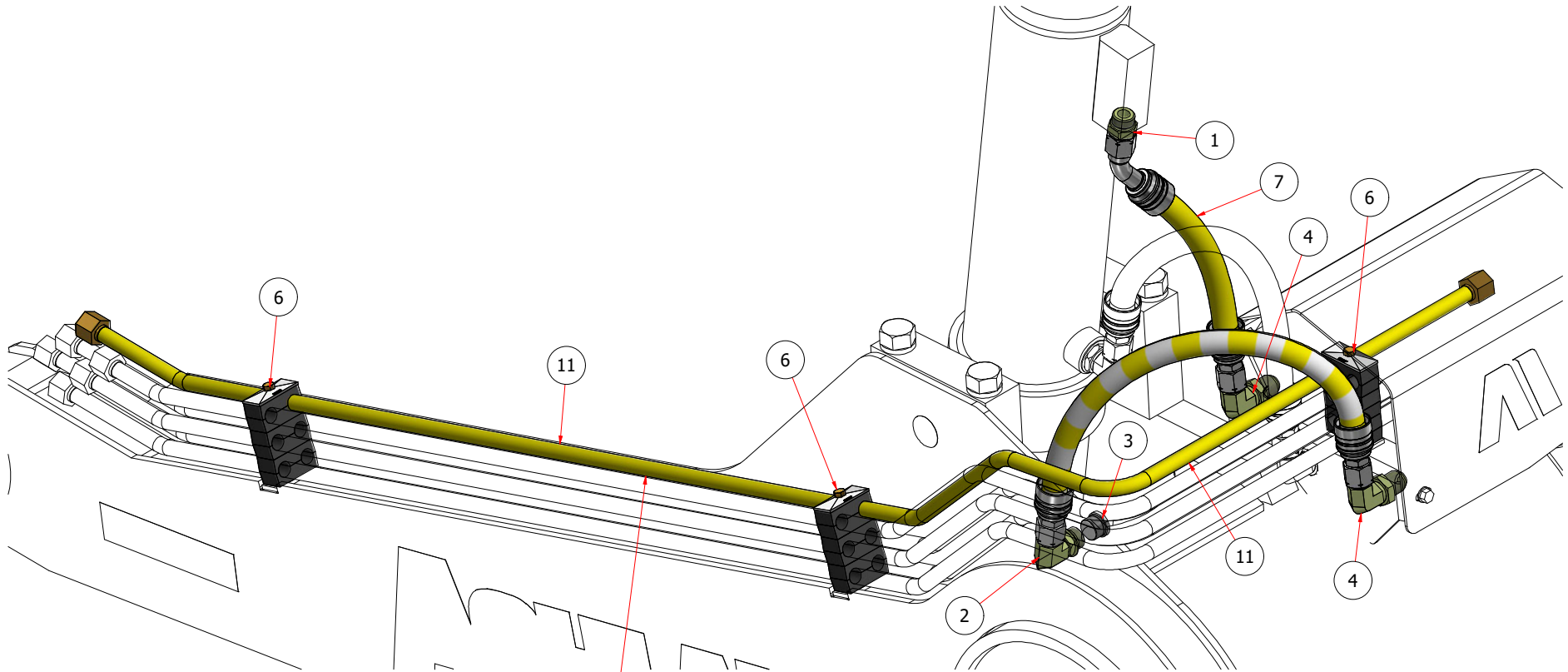
2301 2411-3413 TRAILING ARM, RIGHT, LIFT
(STANDARD LEAD)

KITS



407610402 Kit

QTY	DESCRIPTION
1	Bolt Gr. 8 UNC 5/16" x 1-3/4"
6	Hose Clamp Half Twin 3D 19 mm
1	Pipe Clamps DIN 3015, Cover Plate 3D
2	Stacking Bolt 5/16-18 UNC
2	Twin Clamp Safety Locking Plate 2-3D



MODEL DEPENDANT, SEE PARTS LIST.

HYDRAULIC COMPONENTS

ITEM	QTY	2411/2811	3013/3413	REV	DESCRIPTION
1	1	4071_12mb_12mj	-	0	Adapter MORB-12 x MJIC-12
2	1	4071_12mb_12mj90	-	0	Elbow 90 deg MORB-12 x MJIC-12
3	1	4071_12mb_PLUG_SKT	-	0	Plug, SAE12 MORB Hollow Hex
4	3	4071_12mj_12mj90_BH	-	0	BulkHead 90° MJIC-12 x MJIC-12
5	1	4071_16mb_12mj90	-	0	Elbow Adapter 90 deg MORB-16 x MJIC-12
6	3	407610402	-	0	Clamp Assembly (19 mm)
7	1	424_12_4_017.50E_12fjx_12fjx45	-	0	Hose Assembly
8	1	424_12_4_021.00E_12fjx_12fjx	-	0	Hose Assembly
9	1	424_12_4_030.00E_12fjx_12fjx	-	0	Hose Assembly
10	1	426002038	426002029	0	Tube Assembly
11	1	426002039	426002030	0	Tube Assembly
12	1	426002040	426002031	0	Tube Assembly
13	1	426003628	426002024	0	Tube Assembly
14	1	426003629	426002025	0	Tube Assembly
15	1	426003630	426002023	0	Tube Assembly

SECTION 2.02

HYDRAULICS

2301 2411-3413 TRAILING ARM, RIGHT, GATE
(STANDARD LEAD)

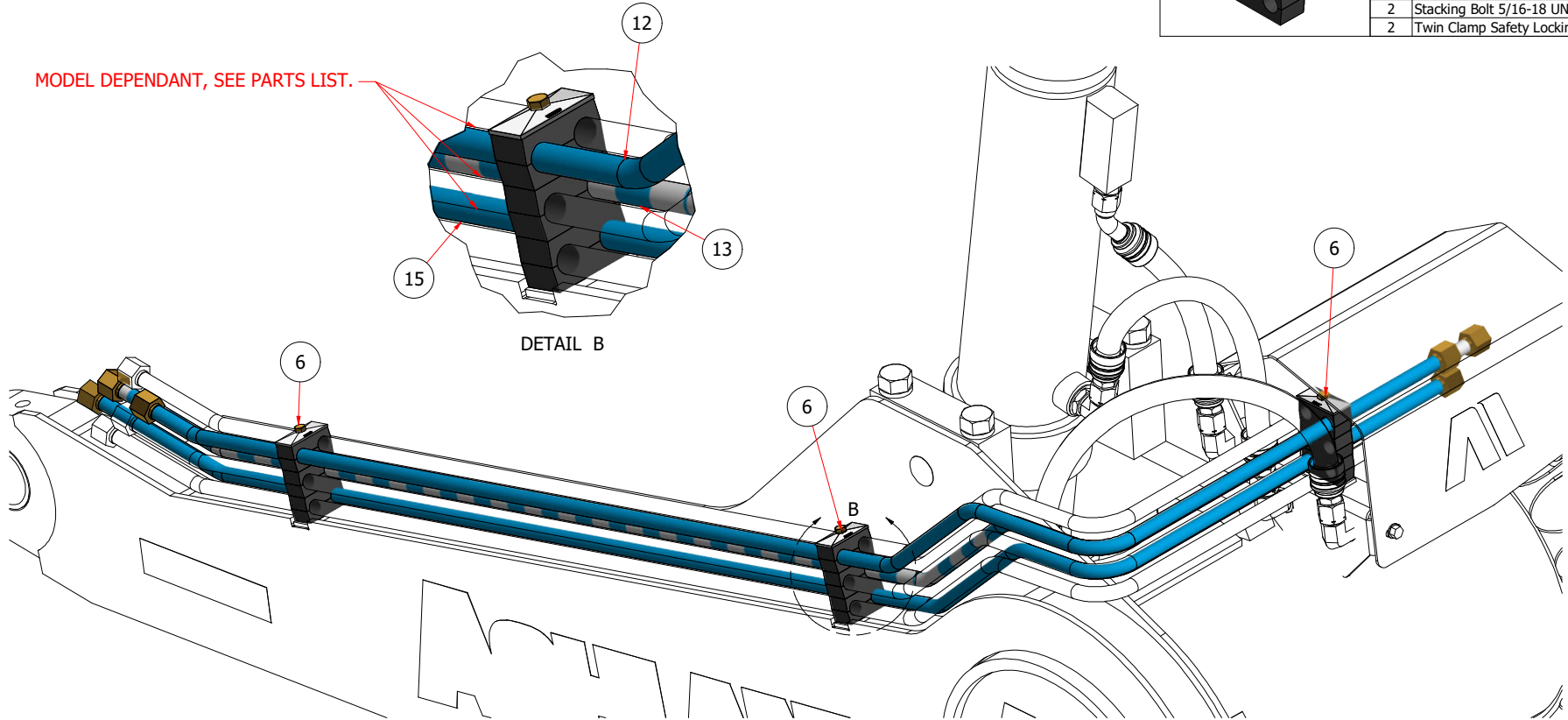
KITS



407610402 Kit

QTY	DESCRIPTION
1	Bolt Gr. 8 UNC 5/16" x 1-3/4"
6	Hose Clamp Half Twin 3D 19 mm
1	Pipe Clamps DIN 3015, Cover Plate 3D
2	Stacking Bolt 5/16-18 UNC
2	Twin Clamp Safety Locking Plate 2-3D

MODEL DEPENDANT, SEE PARTS LIST.



HYDRAULIC COMPONENTS

ITEM	QTY	2411/2811	3013/3413	REV	DESCRIPTION
1	1	4071_12mb_12mj	-	0	Adapter MORB-12 x MJIC-12
2	1	4071_12mb_12mj90	-	0	Elbow 90 deg MORB-12 x MJIC-12
3	1	4071_12mb_PLUG_SKT	-	0	Plug, SAE12 MORB Hollow Hex
4	3	4071_12mj_12mj90_BH	-	0	BulkHead 90° MJIC-12 x MJIC-12
5	1	4071_16mb_12mj90	-	0	Elbow Adapter 90 deg MORB-16 x MJIC-12
6	3	407610402	-	0	Clamp Assembly (19 mm)
7	1	424_12_4_017.50E_12fjx 12fjx45	-	0	Hose Assembly
8	1	424_12_4_021.00E_12fjx 12fjx	-	0	Hose Assembly
9	1	424_12_4_030.00E_12fjx 12fjx	-	0	Hose Assembly
10	1	426002038	426002029	0	Tube Assembly
11	1	426002039	426002030	0	Tube Assembly
12	1	426002040	426002031	0	Tube Assembly
13	1	426003628	426002024	0	Tube Assembly
14	1	426003629	426002025	0	Tube Assembly
15	1	426003630	426002023	0	Tube Assembly

SECTION 2.02

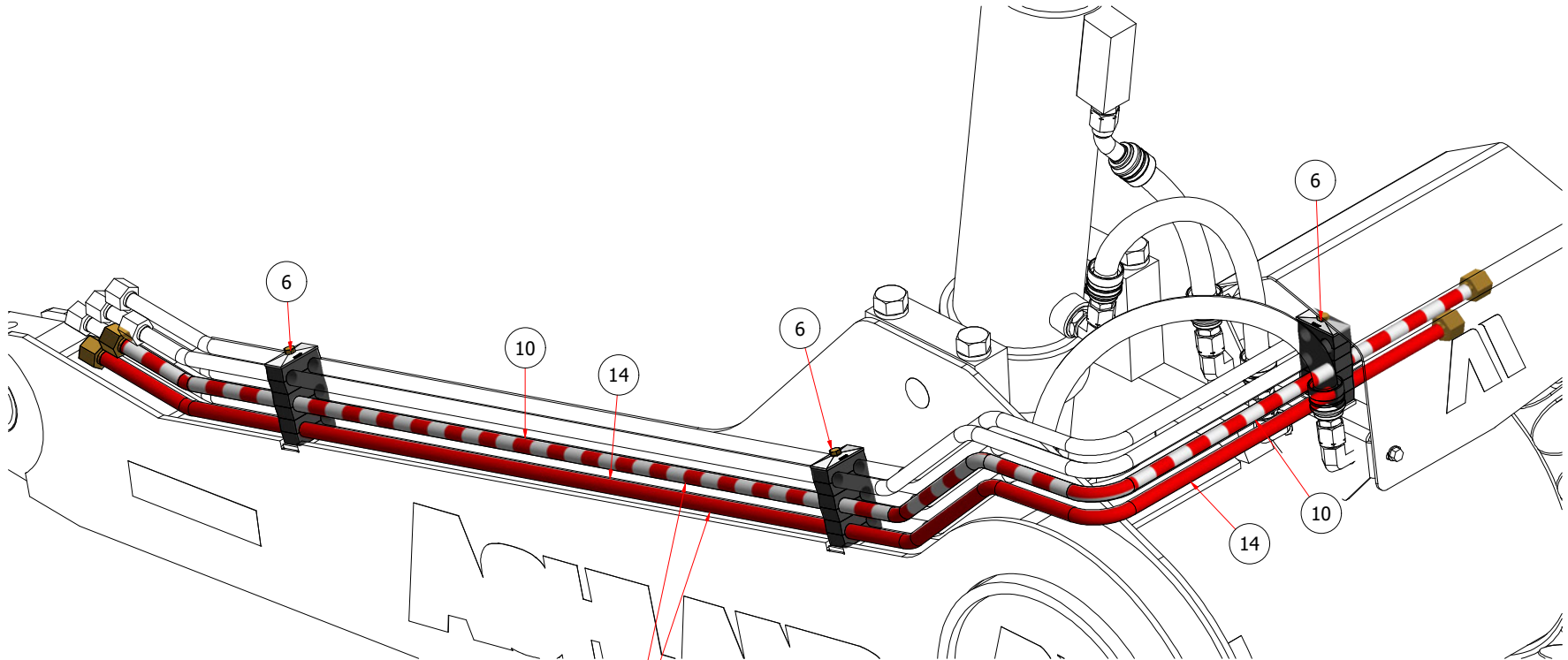
HYDRAULICS

2301 2411-3413 TRAILING ARM, RIGHT, EJECTOR
(STANDARD LEAD)

KITS



407610402 Kit	
QTY	DESCRIPTION
1	Bolt Gr. 8 UNC 5/16" x 1-3/4"
6	Hose Clamp Half Twin 3D 19 mm
1	Pipe Clamps DIN 3015, Cover Plate 3D
2	Stacking Bolt 5/16-18 UNC
2	Twin Clamp Safety Locking Plate 2-3D



MODEL DEPENDANT, SEE PARTS LIST.

HYDRAULIC COMPONENTS

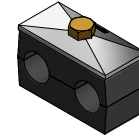
ITEM	QTY	2411/2811	3013/3413	REV	DESCRIPTION
1	1	4071_12mb_12mj	-	0	Adapter MORB-12 x MJIC-12
2	1	4071_12mb_12mj90	-	0	Elbow 90 deg MORB-12 x MJIC-12
3	1	4071_12mb_PLUG_SKT	-	0	Plug, SAE12 MORB Hollow Hex
4	3	4071_12mj_12mj90_BH	-	0	BulkHead 90° MJIC-12 x MJIC-12
5	1	4071_16mb_12mj90	-	0	Elbow Adapter 90 deg MORB-16 x MJIC-12
6	3	407610402	-	0	Clamp Assembly (19 mm)
7	1	424_12_4_017.50E_12fjx12fjx45	-	0	Hose Assembly
8	1	424_12_4_021.00E_12fjx12fjx	-	0	Hose Assembly
9	1	424_12_4_030.00E_12fjx12fjx	-	0	Hose Assembly
10	1	426002038	426002029	0	Tube Assembly
11	1	426002039	426002030	0	Tube Assembly
12	1	426002040	426002031	0	Tube Assembly
13	1	426003628	426002024	0	Tube Assembly
14	1	426003629	426002025	0	Tube Assembly
15	1	426003630	426002023	0	Tube Assembly

SECTION 2.03

HYDRAULICS

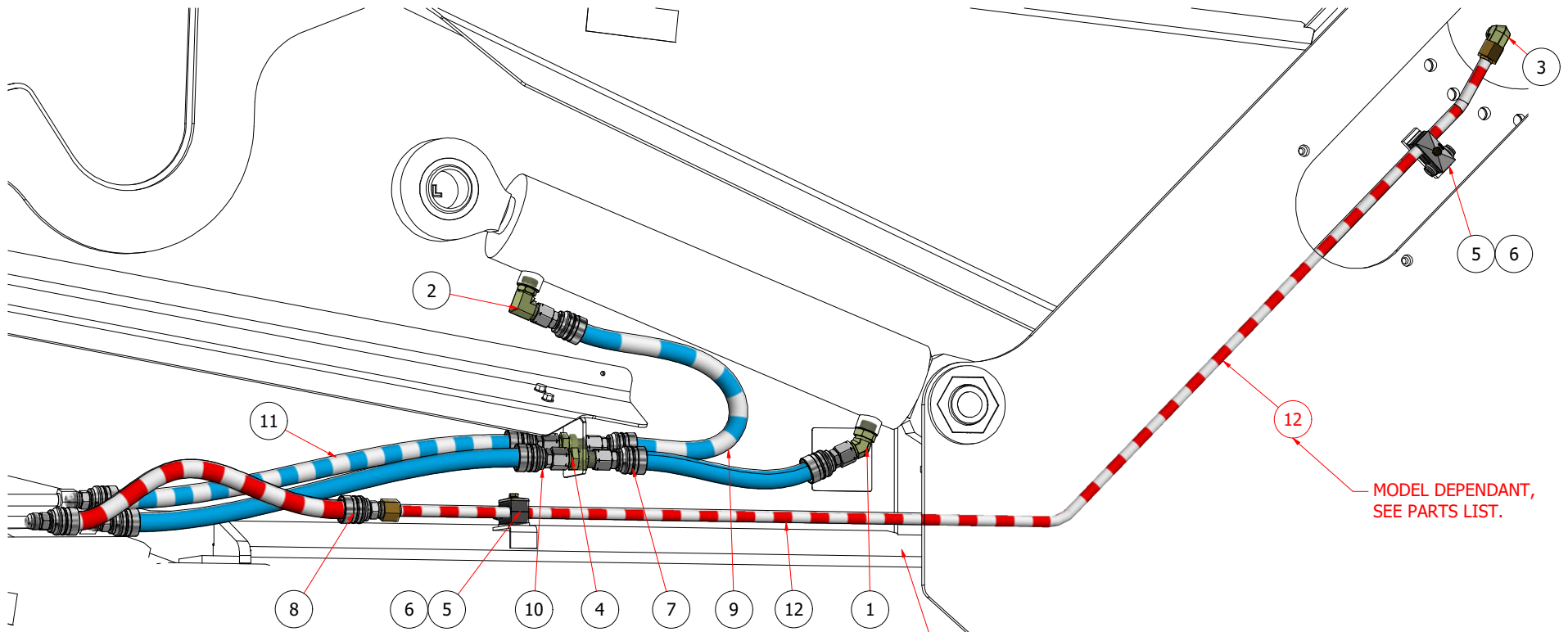
2301 2411-3413 SIDEWALL, LEFT
(STANDARD SINGLE)

KITS



407610400

QTY	DESCRIPTION
1	Bolt Gr. 8 UNC 5/16" x 1-3/4"
2	Hose Clamp Half Twin 3D 19 mm
1	Pipe Clamps Twin Series, Cover Plate



HYDRAULIC COMPONENTS

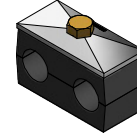
ITEM	QTY	2411/3013	2811/3413	REV	DESCRIPTION
1	1	4071_12mb_12mj45	-	0	Elbow Adapter 45 deg MORB-12 x MJIC-12
2	1	4071_12mb_12mj90	-	0	Elbow 90 deg MORB-12 x MJIC-12
3	1	4071_12mj_12mj90	-	0	Adapter 90° MJIC-12 x MJIC-12
4	2	4071_12mj_12mj_BH	-	0	BulkHead Nipple MJIC-12 x MJIC-12
5	3	407610400	-	0	Clamp Assembly (19 mm)
6	3	4076_CS_0750	-	0	Tube_Clamp Spacer (K 3/4" Bead)
7	1	424_12_4_019.00E_12fjx_12fjx	-	0	Hose Assembly
8	1	424_12_4_028.00E_12mj_12mj	-	0	Hose Assembly
9	1	424_12_4_029.50E_12fjx_12fjx	-	0	Hose Assembly
10	1	424_12_4_033.00E_12mj_12fjx	-	0	Hose Assembly
11	1	424_12_4_035.00E_12mj_12fjx	-	0	Hose Assembly
12	1	426003604	426003621	1	REAR PUSH OFF HARD LINE ASSEMBLY

SECTION 2.03

HYDRAULICS

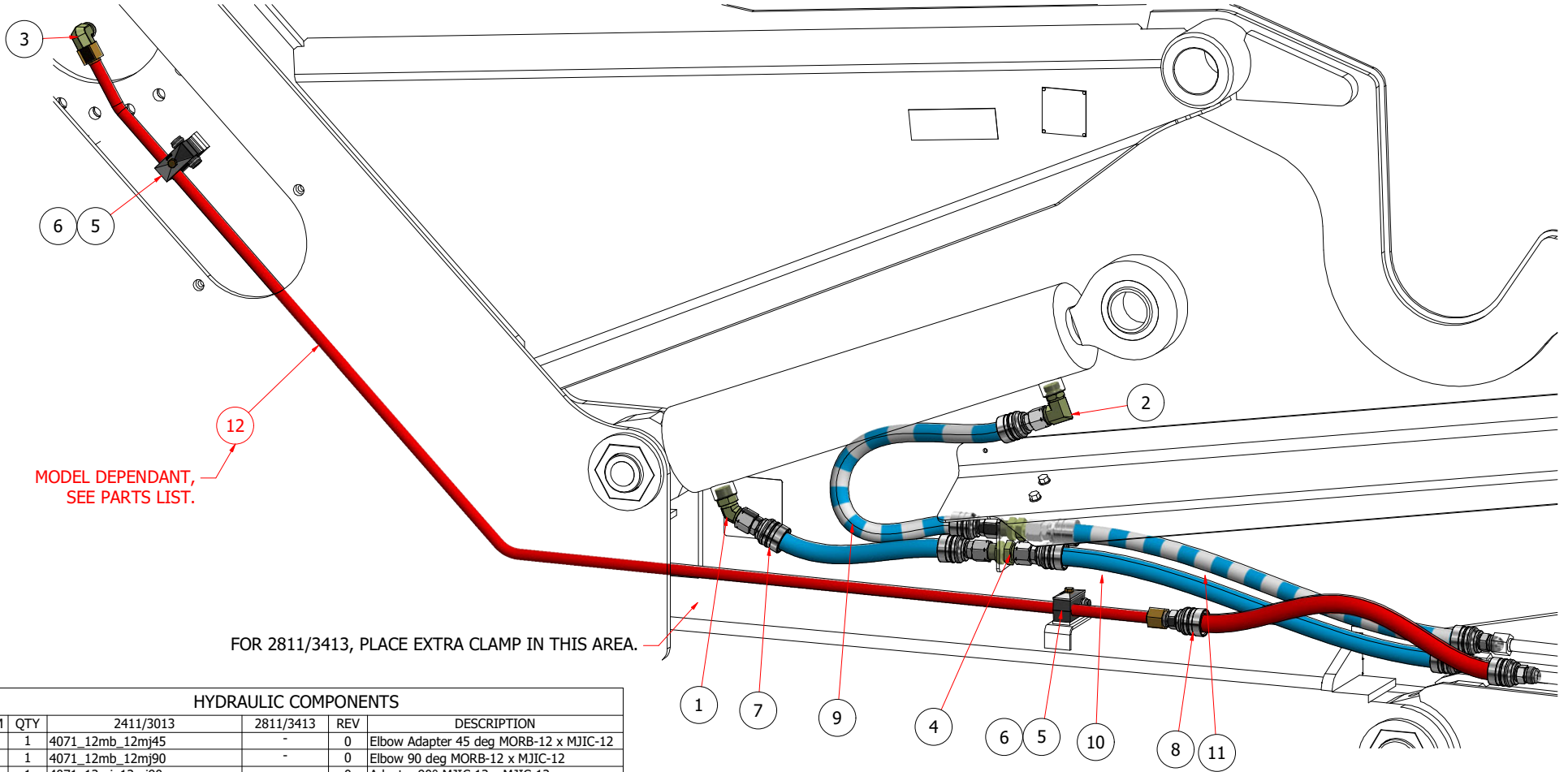
2301 2411-3413 SIDEWALL, RIGHT
(STANDARD SINGLE)

KITS



407610400

QTY	DESCRIPTION
1	Bolt Gr. 8 UNC 5/16" x 1-3/4"
2	Hose Clamp Half Twin 3D 19 mm
1	Pipe Clamps Twin Series, Cover Plate



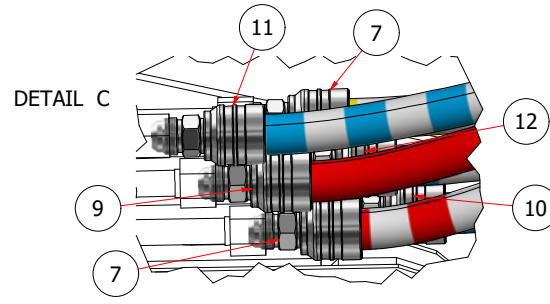
HYDRAULIC COMPONENTS

ITEM	QTY	2411/3013	2811/3413	REV	DESCRIPTION
1	1	4071_12mb_12mj45	-	0	Elbow Adapter 45 deg MORB-12 x MJIC-12
2	1	4071_12mb_12mj90	-	0	Elbow 90 deg MORB-12 x MJIC-12
3	1	4071_12mj_12mj90	-	0	Adapter 90° MJIC-12 x MJIC-12
4	2	4071_12mj_12mj_BH	-	0	BulkHead Nipple MJIC-12 x MJIC-12
5	3	407610400	-	0	Clamp Assembly (19 mm)
6	3	4076_CS_0750	-	0	Tube_Clamp Spacer (K 3/4" Bead)
7	1	424_12_4_019.00E_12fjx 12fjx	-	0	Hose Assembly
8	1	424_12_4_028.00E_12mj 12mj	-	0	Hose Assembly
9	1	424_12_4_029.50E_12fjx 12fjx	-	0	Hose Assembly
10	1	424_12_4_033.00E_12mj 12fjx	-	0	Hose Assembly
11	1	424_12_4_035.00E_12mj 12fjx	-	0	Hose Assembly
12	1	426003604	426003621	1	REAR PUSH OFF HARD LINE ASSEMBLY

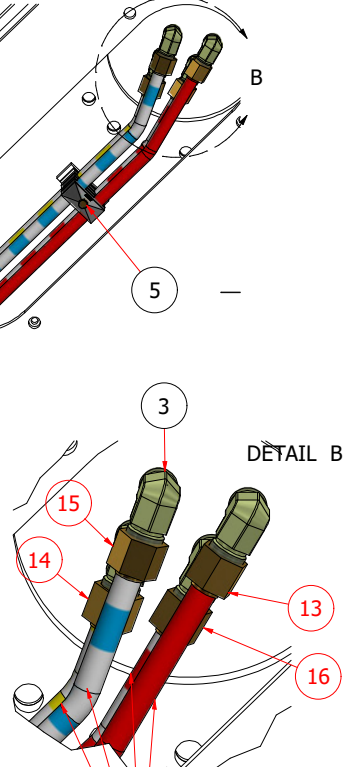
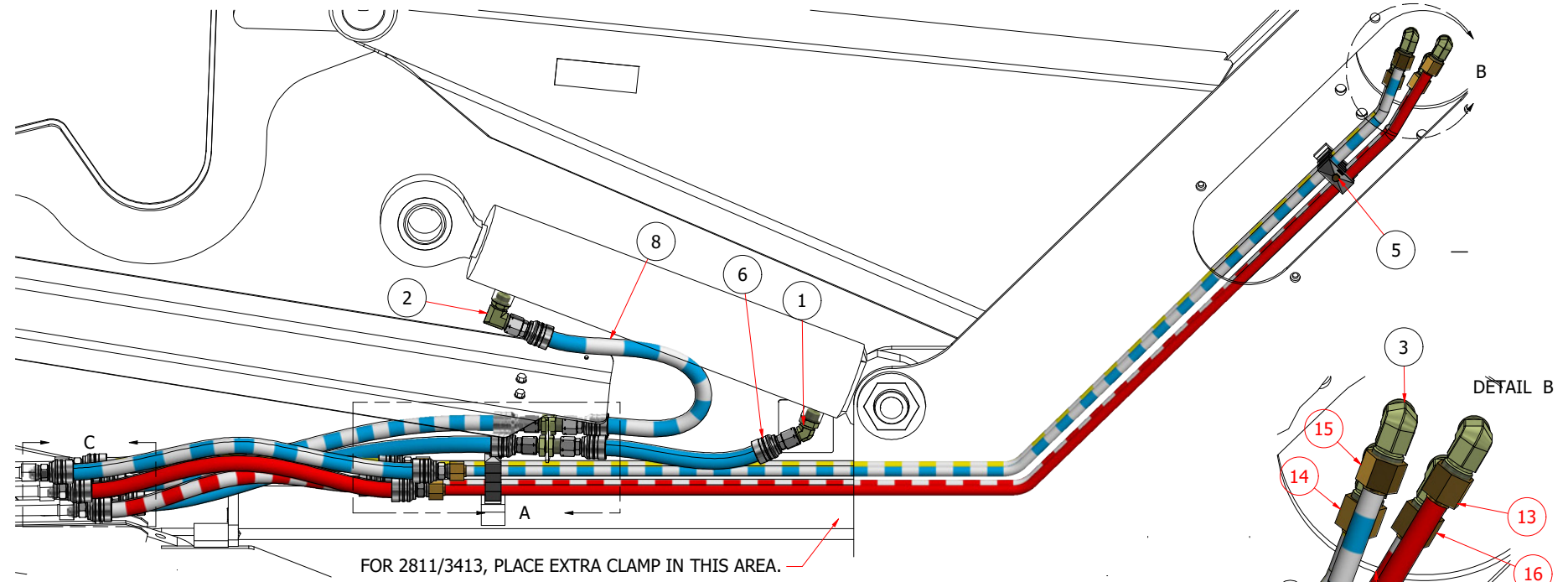
SECTION 2.03

HYDRAULICS

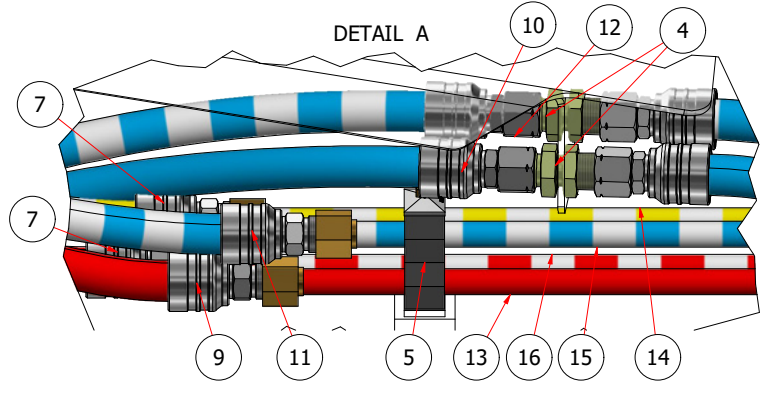
2301 2411-3413 SIDEWALL, LEFT
(STANDARD LEAD)



KITS	
407610401	
QTY	DESCRIPTION
1	Bolt Gr. 8 UNC 5/16" x 1-3/4"
4	Hose Clamp Half Twin 3D 19 mm
1	Pipe Clamps Twin Series, Cover Plate
1	Stacking Bolt 5/16-18 UNC
1	Pipe Clamps DIN 3015, Cover Plate 3D



MODEL DEPENDANT,
SEE PARTS LIST.



HYDRAULIC COMPONENTS

ITEM	QTY	2411/3013	2811/3413	REV	DESCRIPTION
1	1	4071_12mb_12mj45	-	0	Elbow Adapter 45 deg MORB-12 x MJIC-12
2	1	4071_12mb_12mj90	-	0	Elbow 90 deg MORB-12 x MJIC-12
3	4	4071_12mj_12mj90	-	0	Adapter 90° MJIC-12 x MJIC-12
4	2	4071_12mj_12mj_BH	-	0	BulkHead Nipple MJIC-12 x MJIC-12
5	3	407610401	-	0	Clamp Assembly (19 mm)
6	1	424_12_4_019.00E_12fjx 12fjx	-	0	Hose Assembly
7	2	424_12_4_028.00E_12mj 12mj	-	0	Hose Assembly
8	1	424_12_4_029.50E_12fjx 12fjx	-	0	Hose Assembly
9	1	424_12_4_031.00E_12mj 12mj	-	0	Hose Assembly
10	1	424_12_4_033.00E_12mj 12fjx	-	0	Hose Assembly
11	1	424_12_4_033.00E_12mj 12mj	-	0	Hose Assembly
12	1	424_12_4_035.00E_12mj 12fjx	-	0	Hose Assembly
13	1	426002035	426003635	0	Tube Assembly
14	1	426002036	426003634	0	Tube Assembly
15	1	426002037	426003636	0	Tube Assembly
16	1	426003604	426003621	1	Tube Assembly

SECTION 2.03

HYDRAULICS

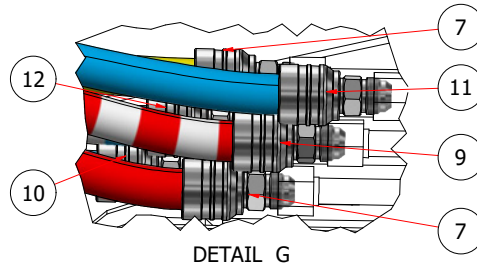
2301 2411-3413 SIDEWALL, RIGHT
(STANDARD LEAD)

KITS

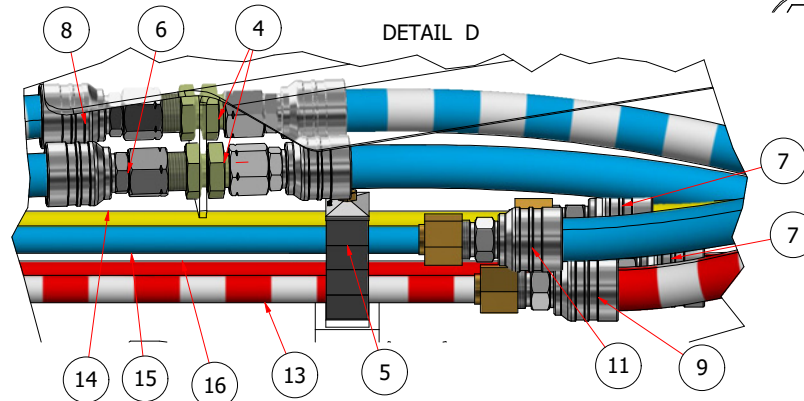
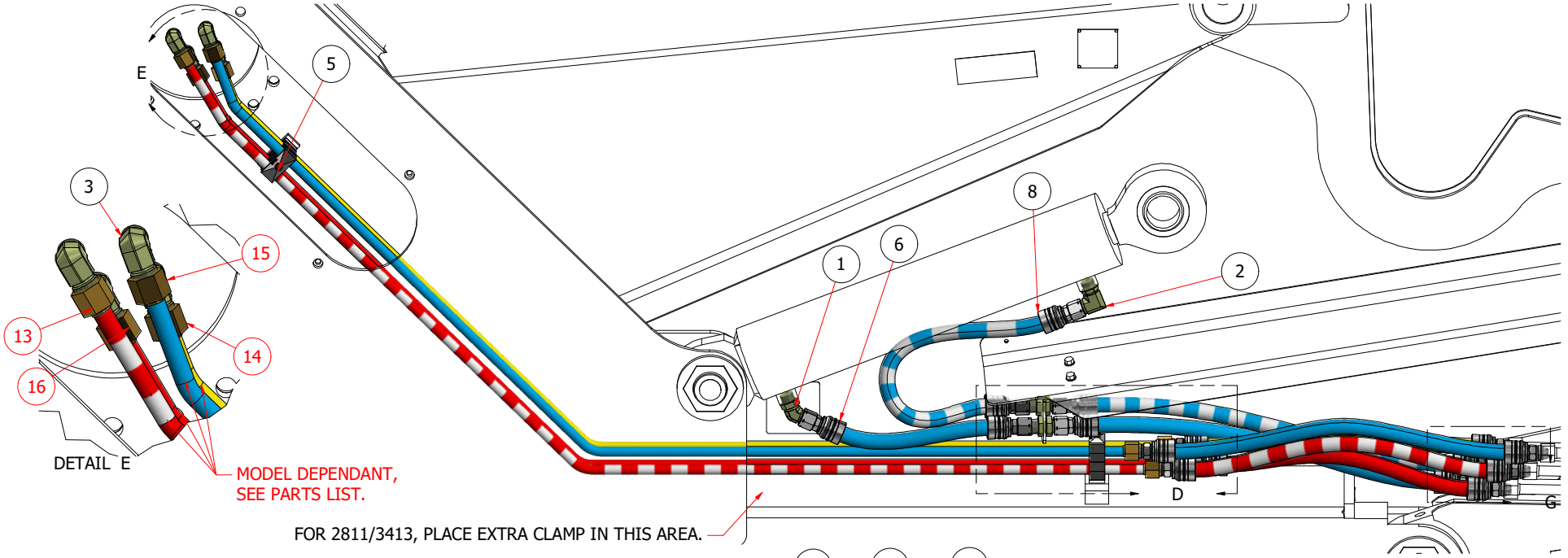


407610401

QTY	DESCRIPTION
1	Bolt Gr. 8 UNC 5/16" x 1-3/4"
4	Hose Clamp Half Twin 3D 19 mm
1	Pipe Clamps Twin Series, Cover Plate
1	Stacking Bolt 5/16-18 UNC
1	Pipe Clamps DIN 3015, Cover Plate 3D



DETAIL G



DETAIL D

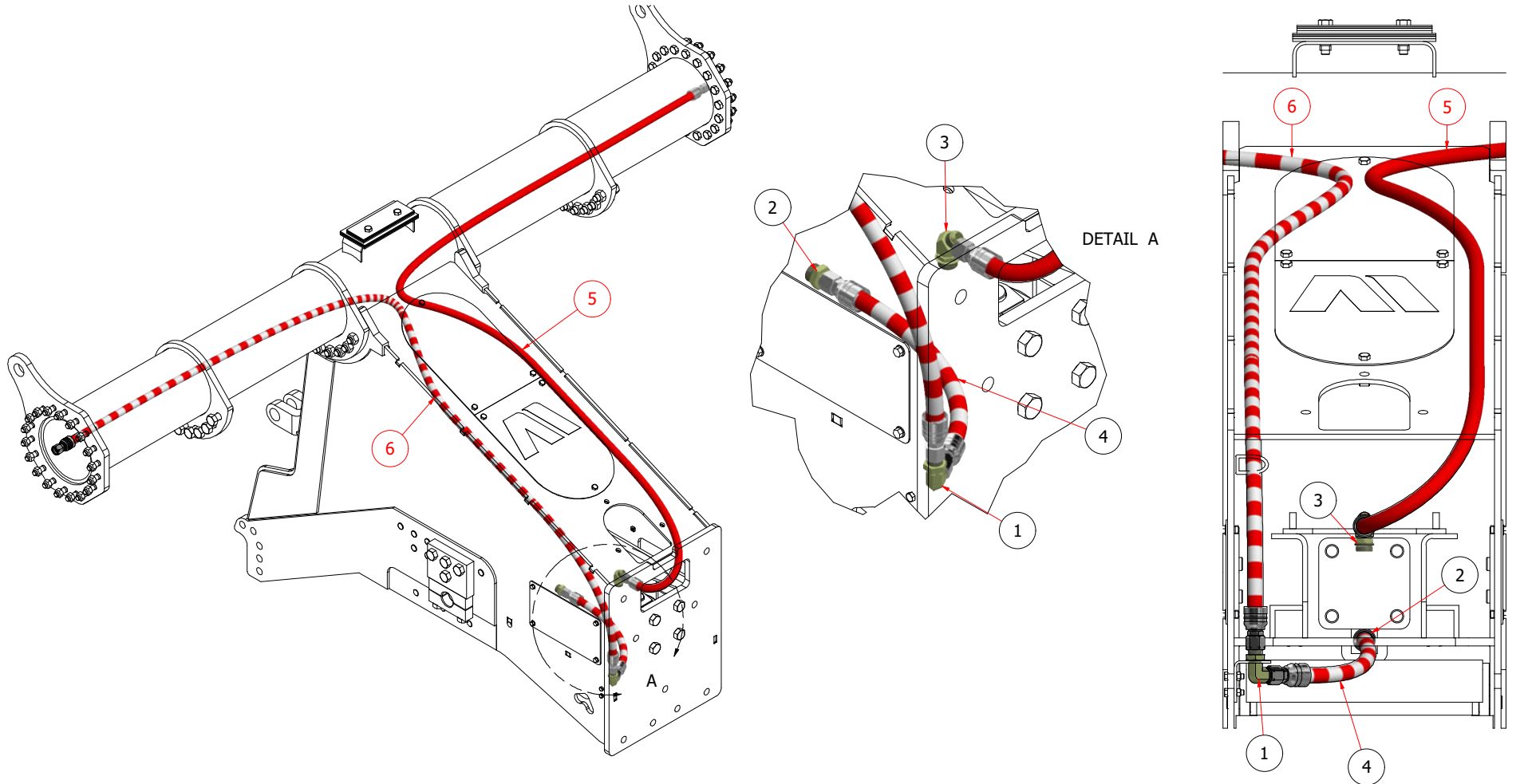
HYDRAULIC COMPONENTS

ITEM	QTY	2411/3013	2811/3413	REV	DESCRIPTION
1	1	4071_12mb_12mj45	-	0	Elbow Adapter 45 deg MORB-12 x MJIC-12
2	1	4071_12mb_12mj90	-	0	Elbow 90 deg MORB-12 x MJIC-12
3	4	4071_12mj_12mj90	-	0	Adapter 90° MJIC-12 x MJIC-12
4	2	4071_12mj_12mj_BH	-	0	BulkHead Nipple MJIC-12 x MJIC-12
5	3	407610401	-	0	Clamp Assembly (19 mm)
6	1	424_12_4_019.00E_12fjx 12fjx	-	0	Hose Assembly
7	2	424_12_4_028.00E_12mj 12mj	-	0	Hose Assembly
8	1	424_12_4_029.50E_12fjx 12fjx	-	0	Hose Assembly
9	1	424_12_4_031.00E_12mj 12mj	-	0	Hose Assembly
10	1	424_12_4_033.00E_12mj 12fjx	-	0	Hose Assembly
11	1	424_12_4_033.00E_12mj 12mj	-	0	Hose Assembly
12	1	424_12_4_035.00E_12mj 12fjx	-	0	Hose Assembly
13	1	426002035	426003635	0	Tube Assembly
14	1	426002036	426003634	0	Tube Assembly
15	1	426002037	426003636	0	Tube Assembly
16	1	426003604	426003621	1	Tube Assembly

SECTION 2.04

HYDRAULICS

2301 2411-3413 TAIL
(STANDARD SINGLE)



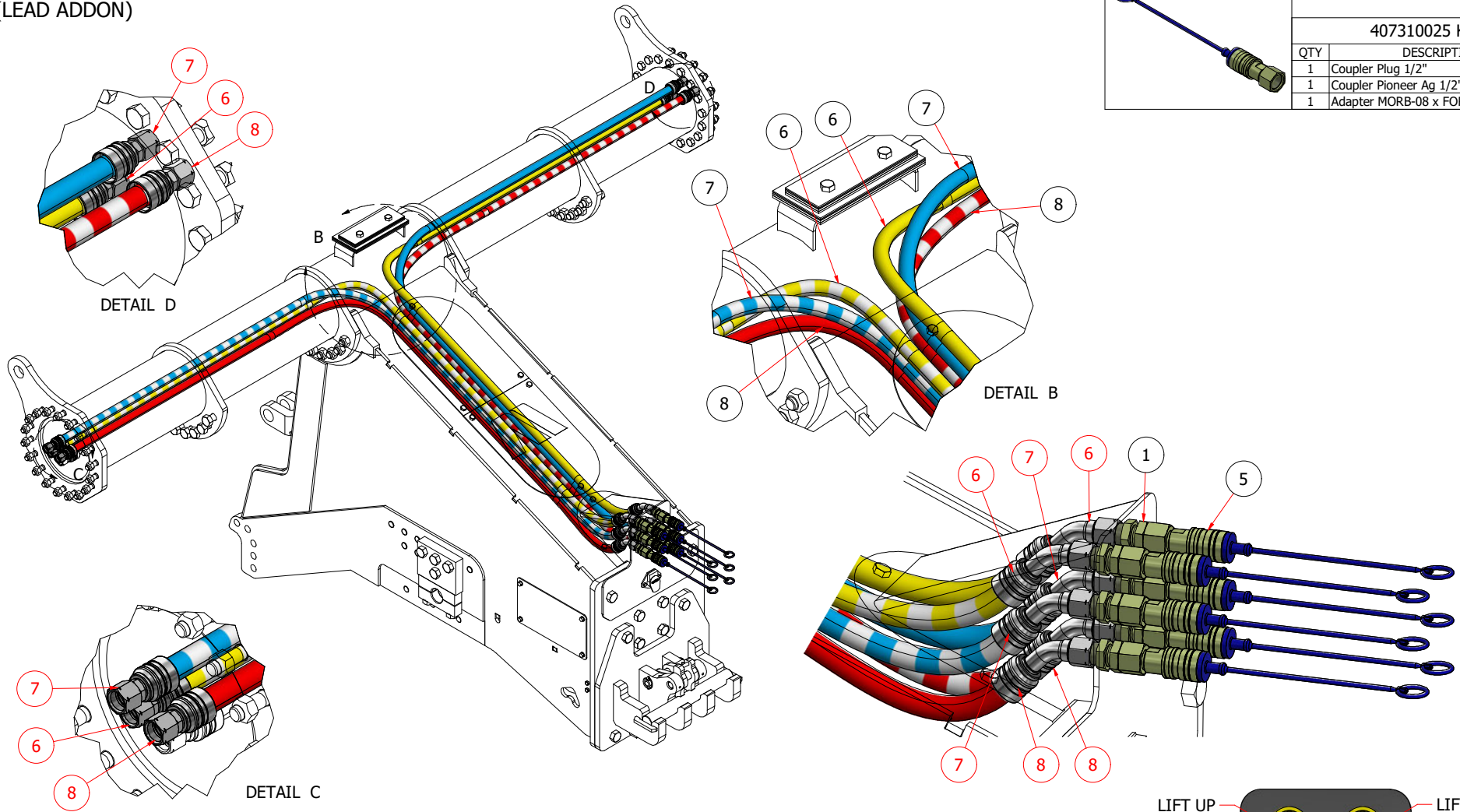
HYDRAULIC COMPONENTS

ITEM	QTY	2411	2811	3013	3413	REV	DESCRIPTION
1	1	4071_12mj_12mj90_BH	-	-	-	0	BulkHead 90° MJIC-12 x MJIC-12
2	1	4071_16mb_12mj	-	-	-	0	Adapter MORB-16 x MJIC-12
3	1	4071_16mb_12mj45	-	-	-	0	Elbow 45 deg MORB-16 x MJIC-12
4	1	424_12_4_022.00E_12fjx 12fjx	-	-	-	0	Hose Assembly
5	1	424_12_4_130.00E_12fjx 12fjx	424_12_4_140.00E_12fjx 12fjx	424_12_4_142.00E_12fjx 12fjx	424_12_4_152.00E_12fjx 12fjx	0	Hose Assembly
6	1	424_12_4_134.00E_12fjx 12fjx	424_12_4_144.00E_12fjx 12fjx	424_12_4_146.00E_12fjx 12fjx	424_12_4_156.00E_12fjx 12fjx	0	Hose Assembly

SECTION 2.04

HYDRAULICS

2301 2411-3413 TAIL
(LEAD ADDON)



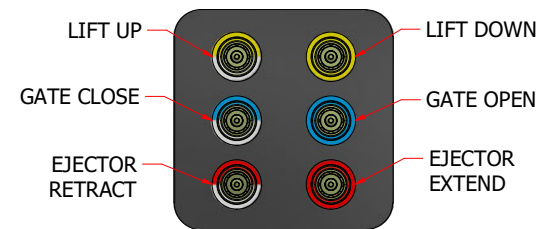
KITS



407310025 Kit	
QTY	DESCRIPTION
1	Coupler Plug 1/2"
1	Coupler Pioneer Ag 1/2" Body ORB -08
1	Adapter MORB-08 x FORB-12

HYDRAULIC COMPONENTS

ITEM	QTY	2411	2811	3013	3413	REV	DESCRIPTION
1	6	4071_12mj_12mb_BH	-	-	-	0	BulkHead MJIC-12 x MORB-12
2	1	4071_12mj_12mj90_BH	-	-	-	0	BulkHead 90° MJIC-12 x MJIC-12
3	1	4071_16mb_12mj	-	-	-	0	Adapter MORB-16 x MJIC-12
4	1	4071_16mb_12mj45	-	-	-	0	Elbow 45 deg MORB-16 x MJIC-12
5	6	407310025 Kit	-	-	-	1	Coupler Kit 1/2" Body ORB -08 w/ Dust Plug
6	2	424_12_4_122.00E_12fjx 12fjx45	424_12_4_132.00E_12fjx 12fjx45	424_12_4_134.00E_12fjx 12fjx45	424_12_4_144.00E_12fjx 12fjx45	0	Hose Assembly
7	2	424_12_4_125.50E_12fjx 12fjx45	424_12_4_135.50E_12fjx 12fjx45	424_12_4_137.50E_12fjx 12fjx45	424_12_4_147.50E_12fjx 12fjx45	0	Hose Assembly
8	2	424_12_4_129.00E_12fjx 12fjx45	424_12_4_139.00E_12fjx 12fjx45	424_12_4_141.00E_12fjx 12fjx45	424_12_4_151.00E_12fjx 12fjx45	0	Hose Assembly

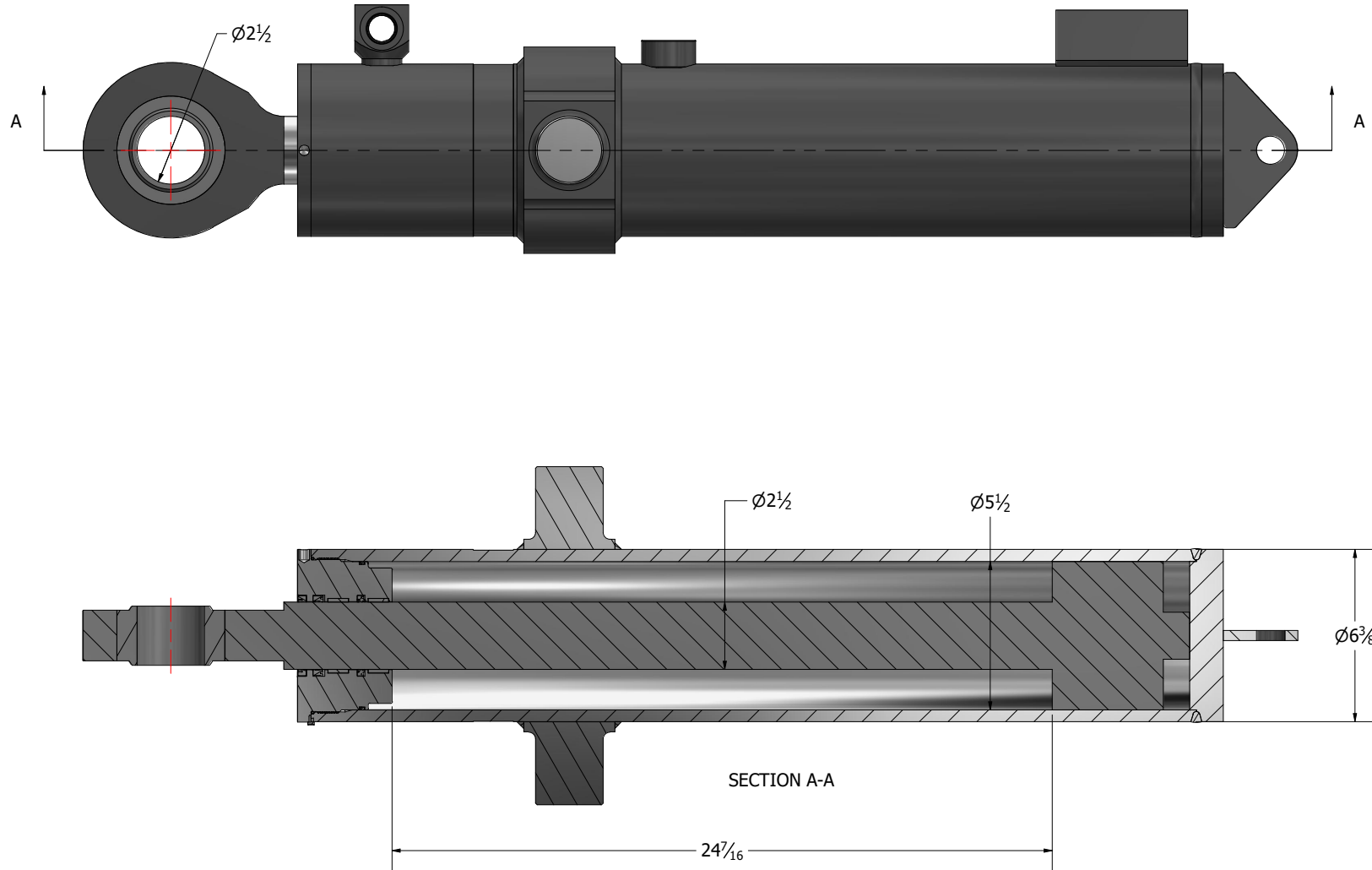


(VIEW FROM REAR OF SCRAPER)

SECTION 3.00

HYDRAULIC CYLINDERS

2301 2411/2811 LIFT CYLINDER



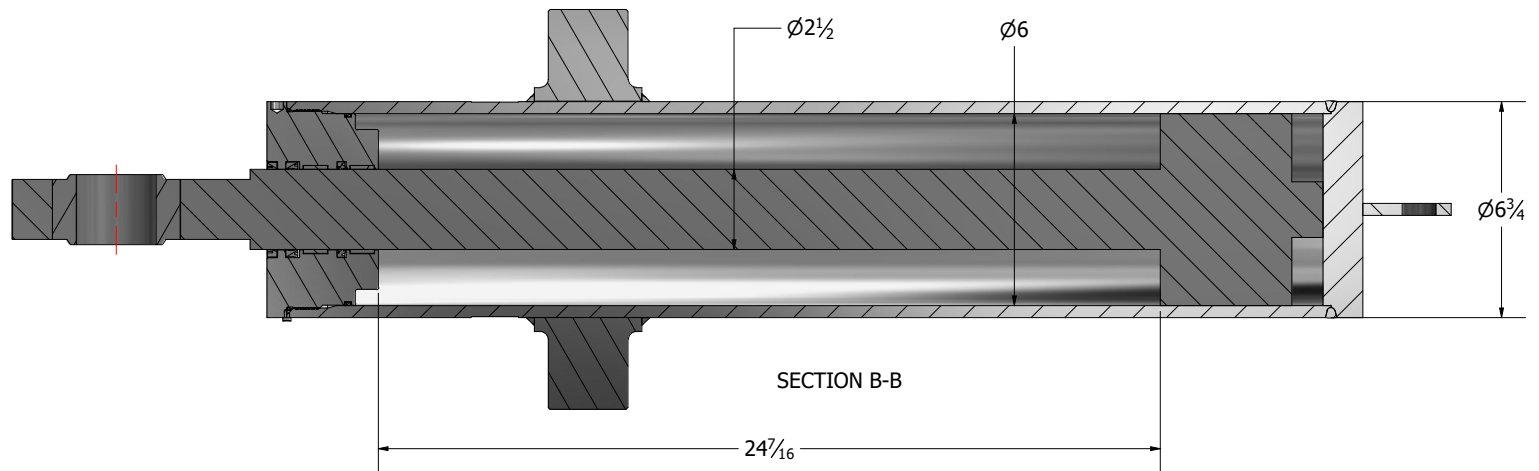
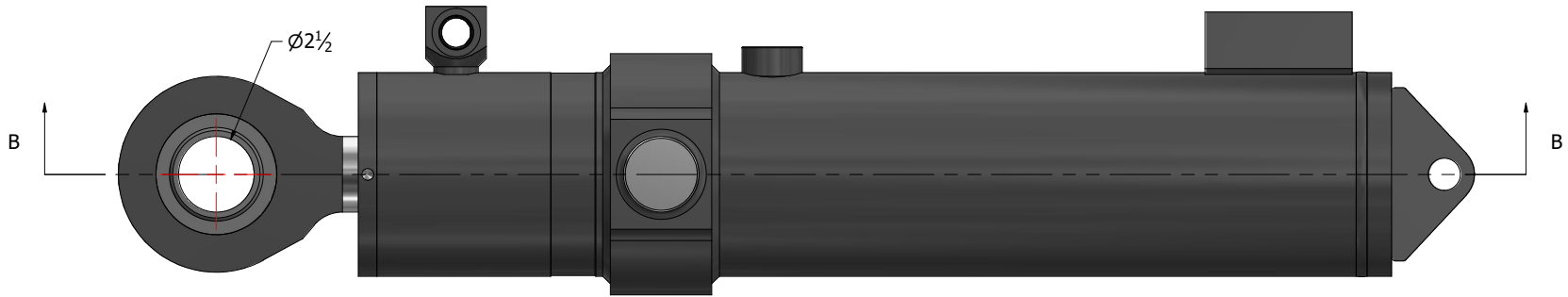
Seal Kit # 431972P
Cylinder # 400731 (RR 150572)
Spherical Bushing # 400379 (404000150)

401100032

SECTION 3.00

HYDRAULIC CYLINDERS

2301 3013/3413 LIFT CYLINDER



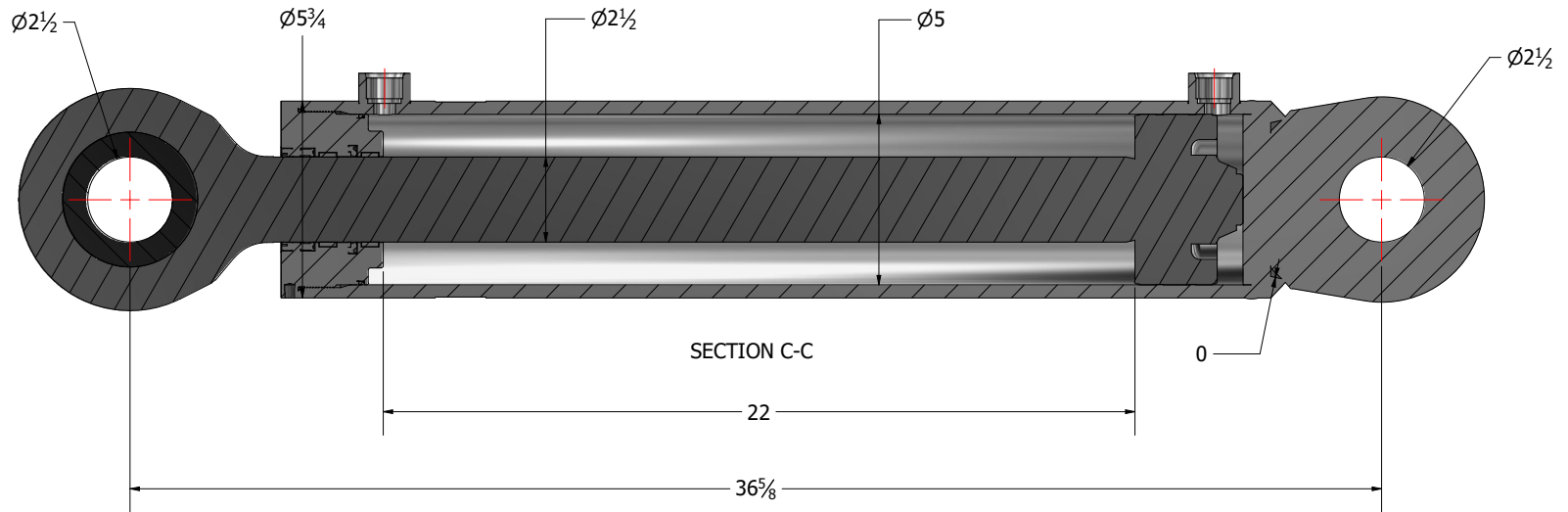
Seal Kit # 432540P
Cylinder # 400732 (RR 160467)
Spherical Bushing # 400379 (404000150)

401100033

SECTION 3.00

HYDRAULIC CYLINDERS

2301 2411-3413 GATE CYLINDER



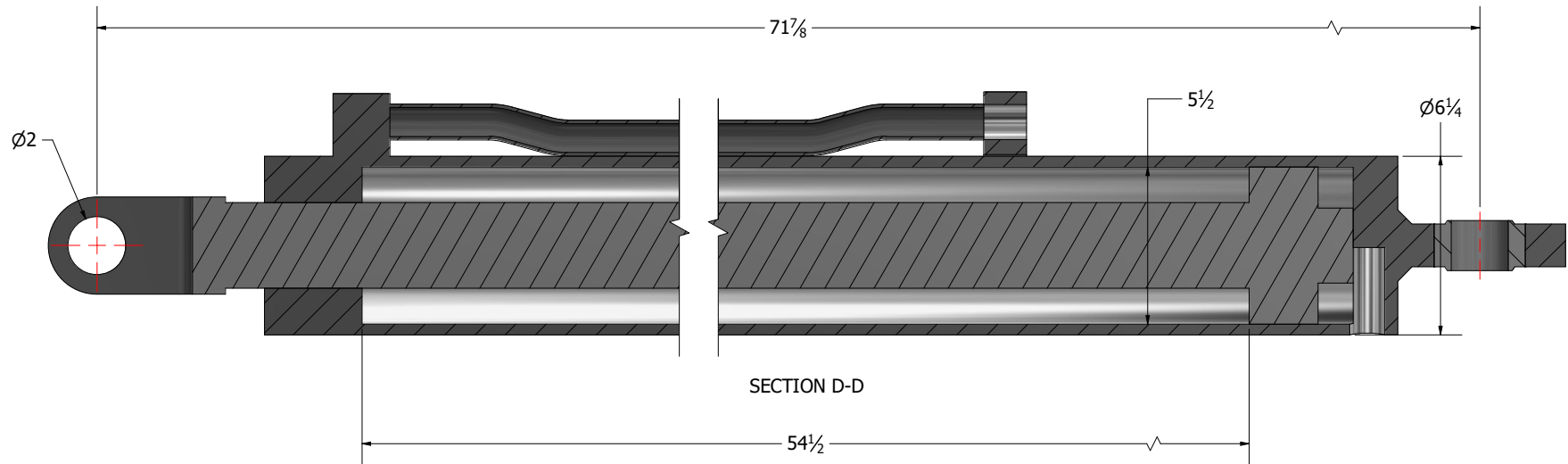
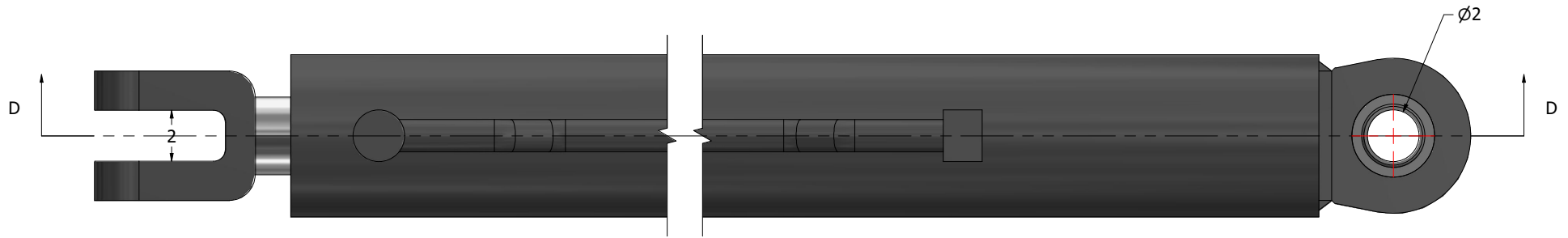
Seal Kit # 432288P
Cylinder # 400592 (RR 150543)
Spherical Bushing # 400379 (404000150)

401200020

SECTION 3.00

HYDRAULIC CYLINDERS

2301 2411/3013 EJECTOR CYLINDER



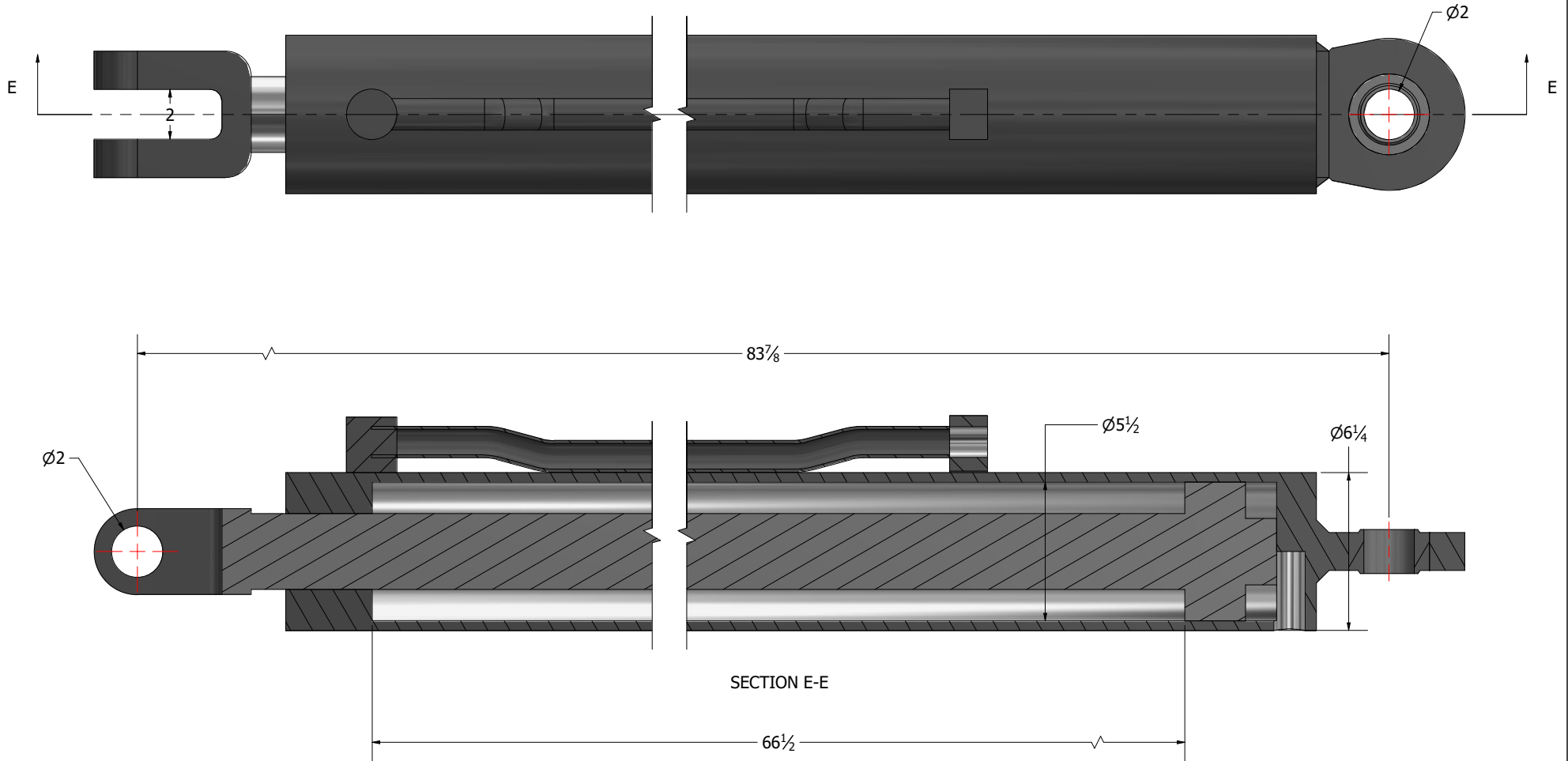
Seal Kit # 432406P
Cylinder # 400721 (RR 150571)
Spherical Bushing # 400376 (404000134)

401300036

SECTION 3.00

HYDRAULIC CYLINDERS

2301 2811/3413 EJECTOR CYLINDER



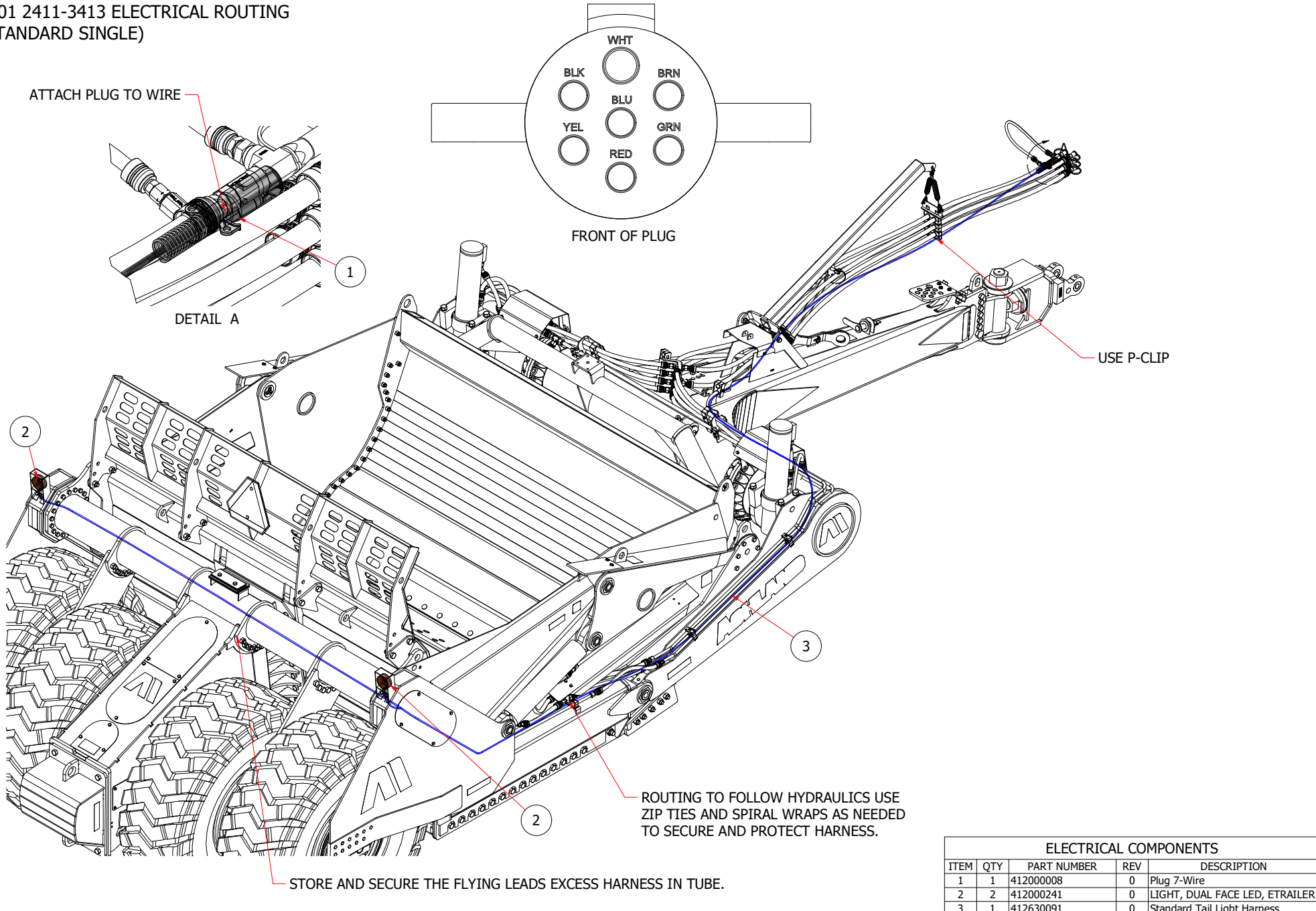
Seal Kit # 432406P
Cylinder # 400586 (RR 150542)
Spherical Bushing # 400376 (404000134)

401300040

SECTION 4.00

ELECTRICAL

2301 2411-3413 ELECTRICAL ROUTING
(STANDARD SINGLE)



ELECTRICAL COMPONENTS				
ITEM	QTY	PART NUMBER	REV	DESCRIPTION
1	1	412000008	0	Plug 7-Wire
2	2	412000241	0	LIGHT, DUAL FACE LED, ETRAILER
3	1	412630091	0	Standard Tail Light Harness

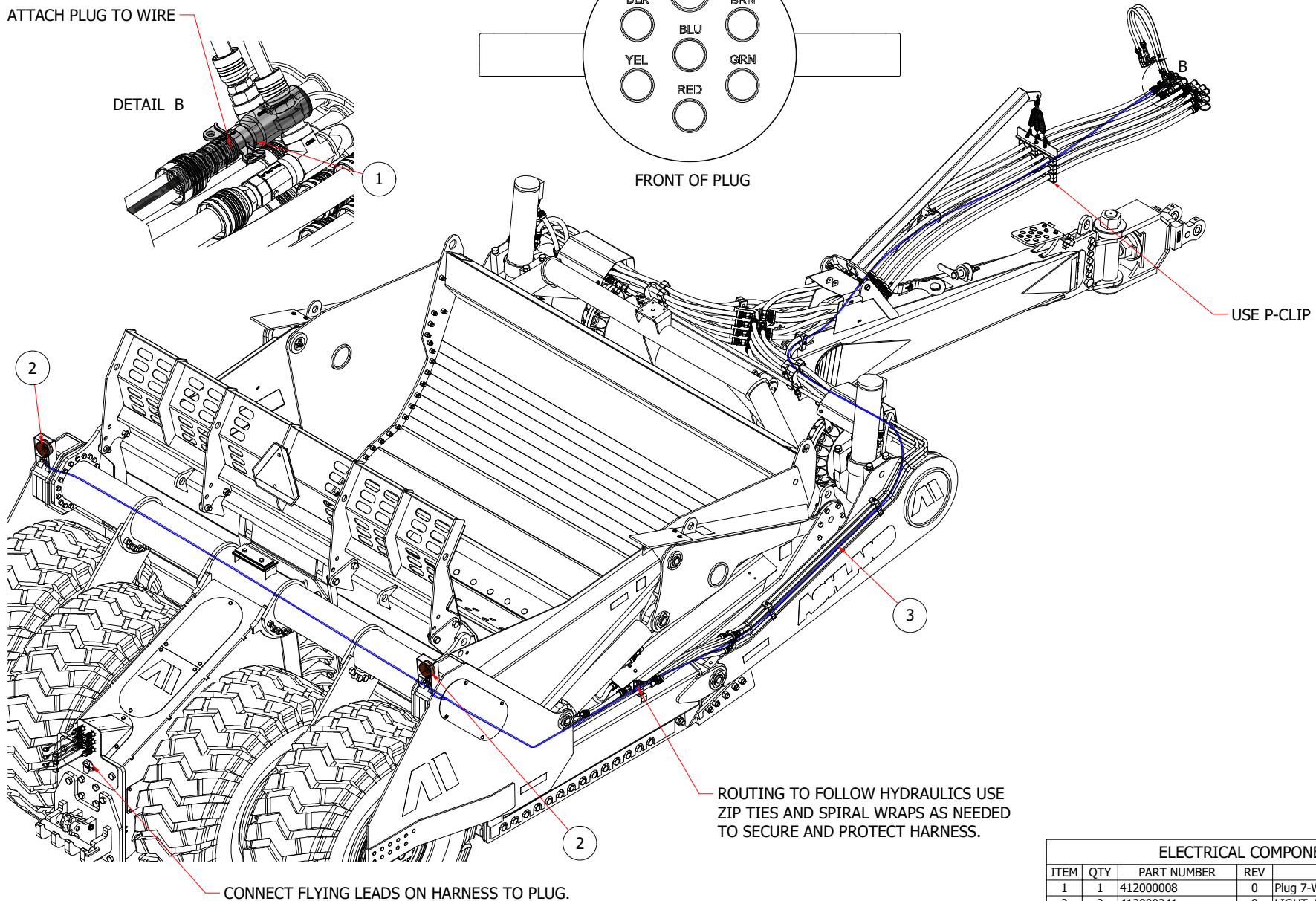
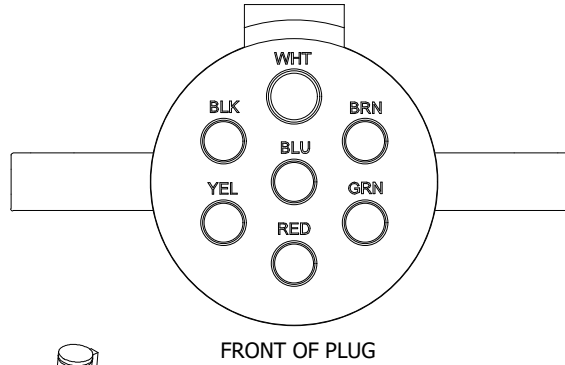
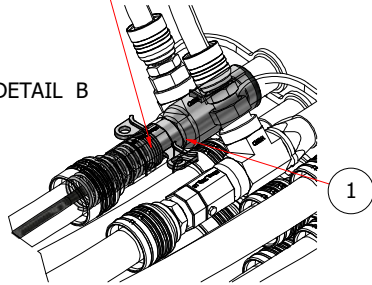
SECTION 4.00

ELECTRICAL

2301 2411-3413 ELECTRICAL ROUTING (STANDARD LEAD)

ATTACH PLUG TO WIRE

DETAIL B



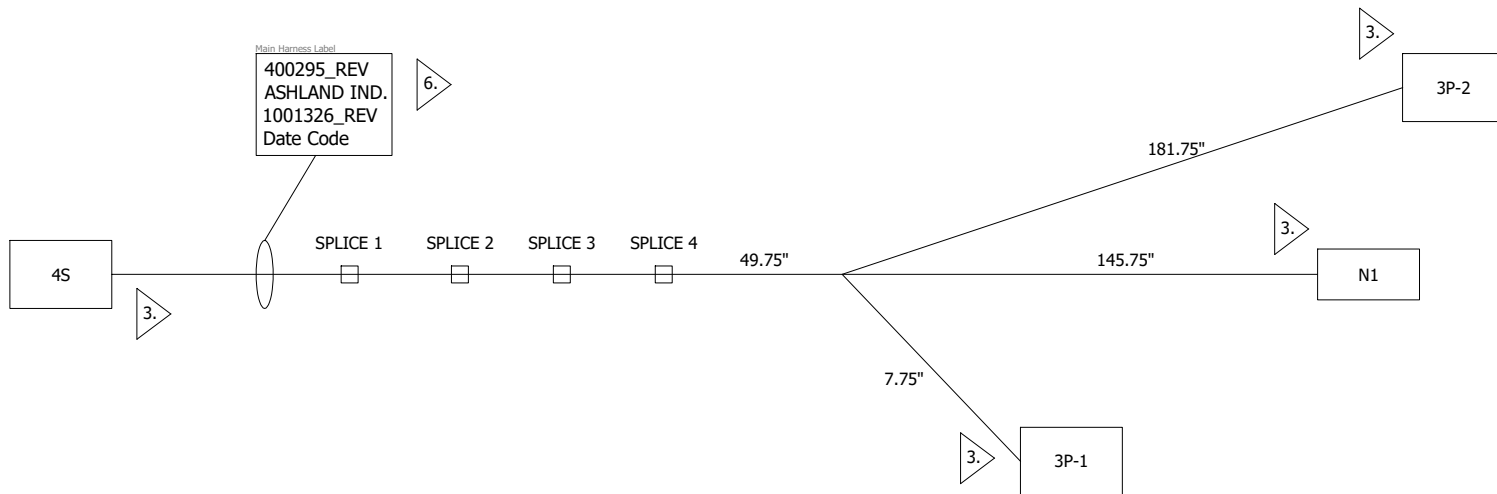
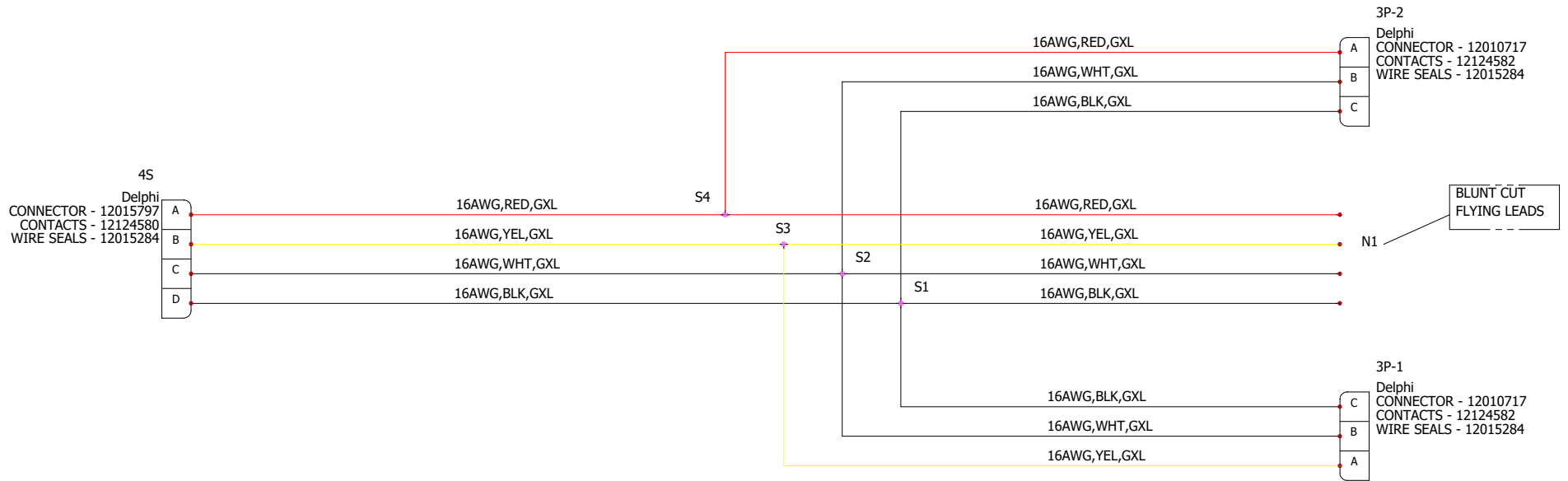
ELECTRICAL COMPONENTS

ITEM	QTY	PART NUMBER	REV	DESCRIPTION
1	1	412000008	0	Plug 7-Wire
2	2	412000241	0	LIGHT, DUAL FACE LED, ETRAILER
3	1	412630091	0	Standard Tail Light Harness

SECTION 4.00

ELECTRICAL


412630091 HARNESS DIAGRAM



SECTION 4.00

ELECTRICAL

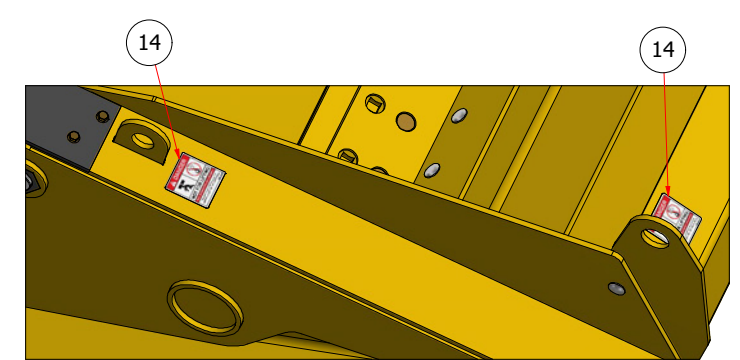
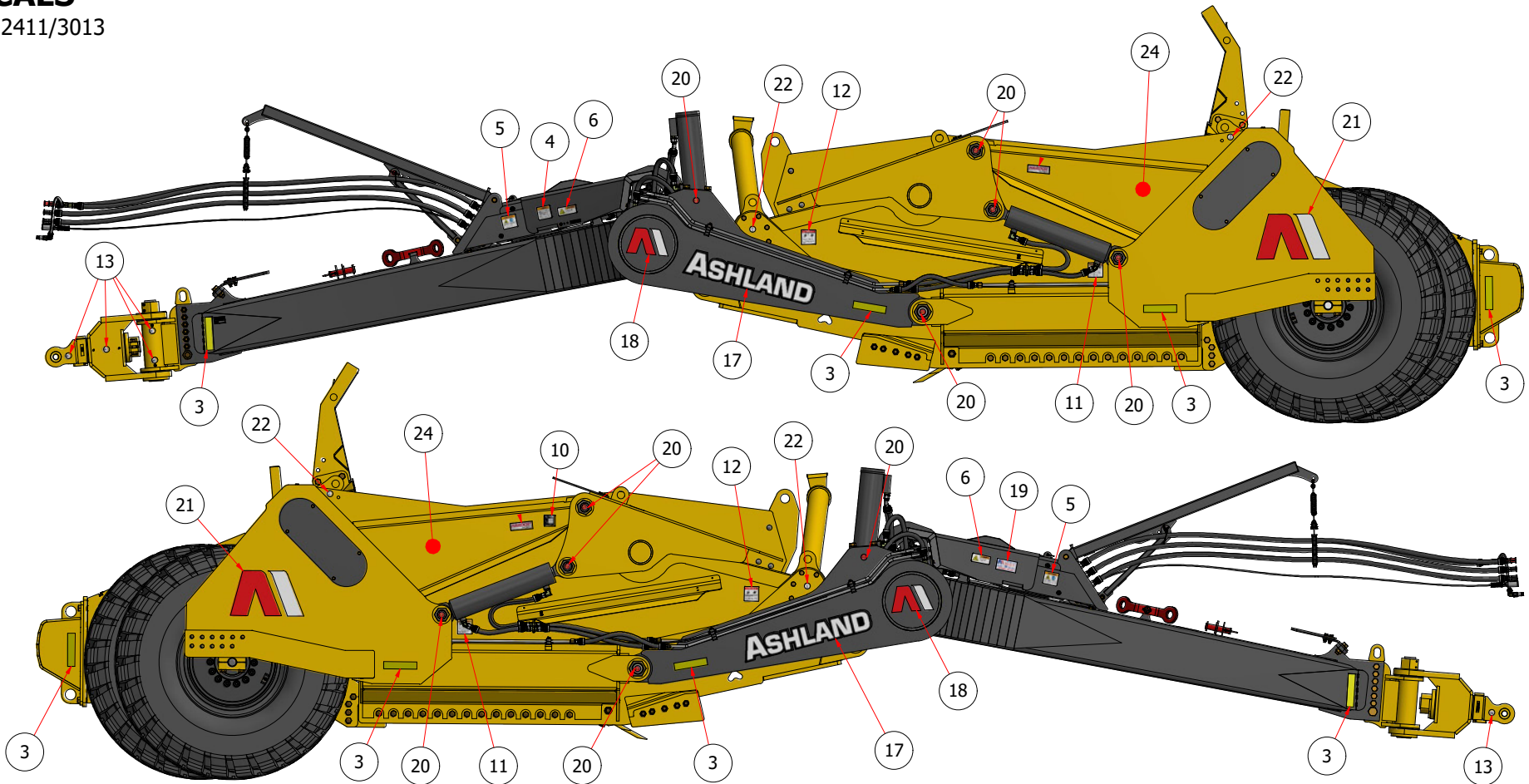
412630091 HARNESS DIAGRAM



SECTION 5.00

DECALS

2301 2411/3013

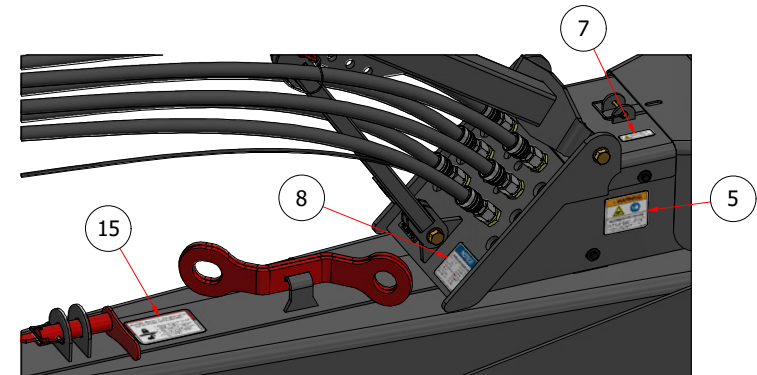
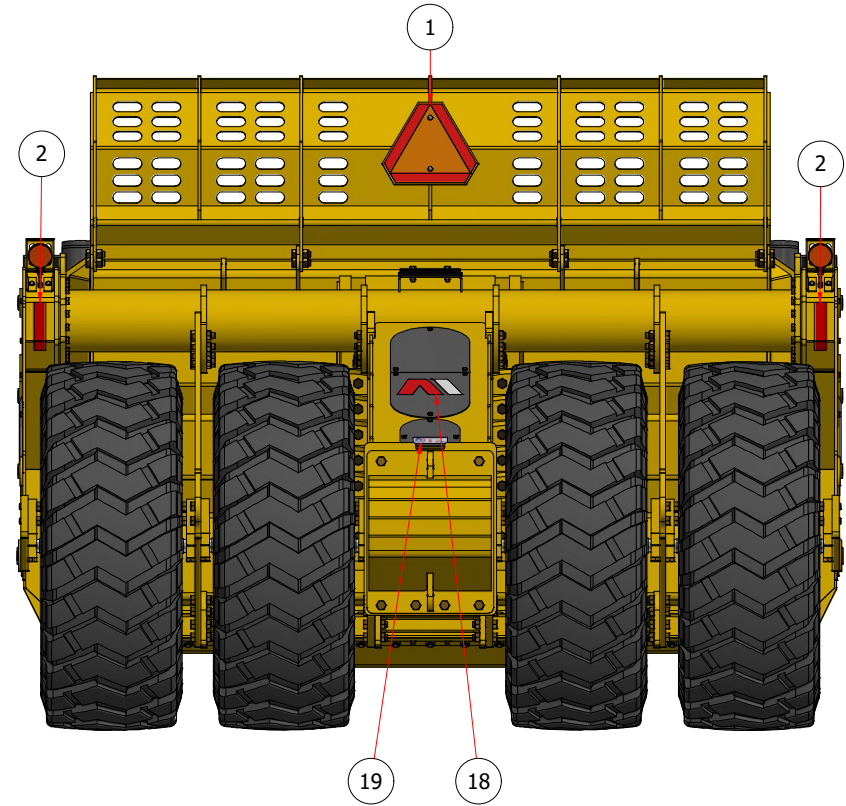
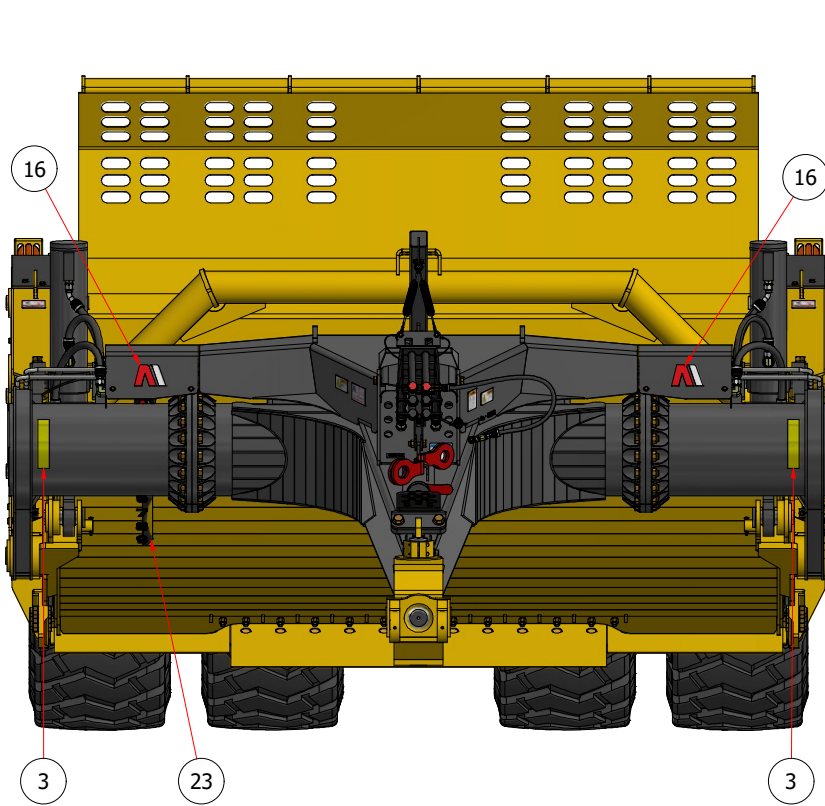


DECALS					DECALS				
ITEM	QTY	PART NUMBER	REV	DESCRIPTION	ITEM	QTY	PART NUMBER	REV	DESCRIPTION
1	1	411000002	0	Decal - SMV Sign	13	5	411000270	0	Decal - Grease Point Round
2	2	411000003	0	Decal - Reflective Tape, Red	14	4	411000271	0	Decal - Danger, Not for Lifting
3	10	411000004	0	Decal - Reflective Tape, Yellow	15	1	411000272	0	Decal - Transport Lock
4	1	411000036	1	Decal - Warning Runaway Tractor	16	2	411000274	0	Decal - AI Logo Small
5	2	411000040	2	Decal - Warning High-Pressure Hyd	17	2	411000275	0	Decal - ASHLAND Large
6	2	411000064	2	Decal - Warning Fall Hazard	18	3	411000276	0	Decal - AI Logo Large
7	1	411000097	1	Decal - Warning TH Pinch Small	19	2	411000277	0	Decal - American Built
8	1	411000207	0	Decal - Notice Color Code	20	14	411000278	0	Decal - Greaseless Point Round
					21	2	411000279	0	Decal - AI Logo Extra Large
10	1	411000263	0	Decal - Ashland Serial Plate	22	4	411000281	0	Decal - Lift Point Round
11	2	411000268	0	Decal - High Pressure Hazard	23	1	411000283	0	Decal - Depth Gauge
12	2	411000269	0	Decal - Pinch Point	24	2	SEE SECTION 1.06	0	Decal - Model Number

SECTION 5.00

DECALS

2301 2411/3013

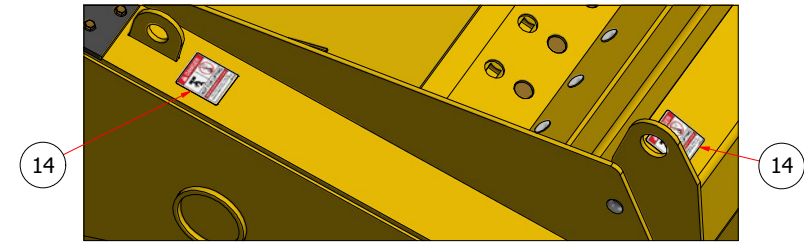
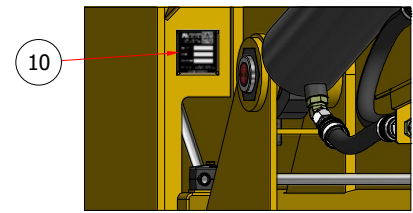
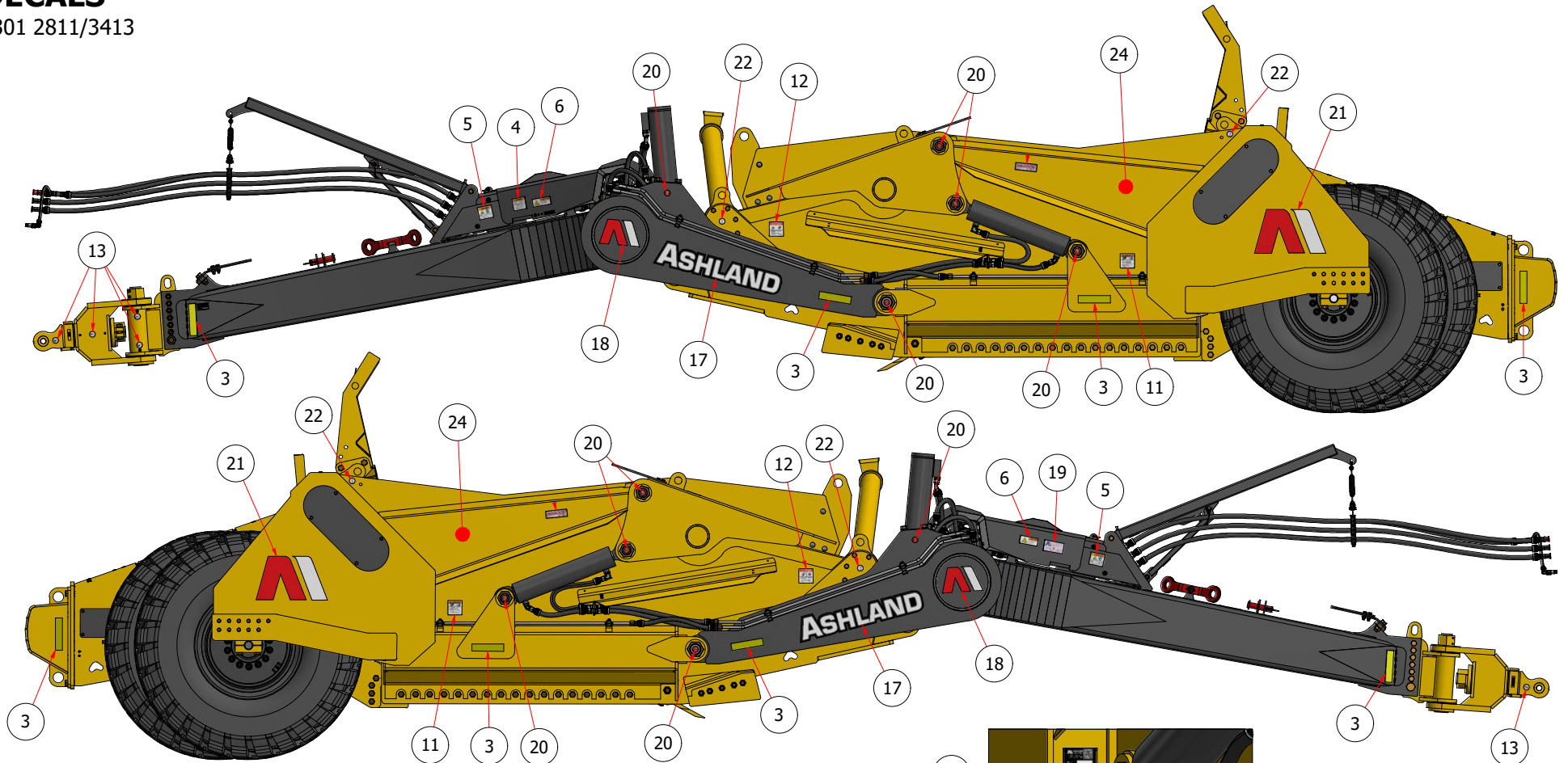


DECALS					DECALS				
ITEM	QTY	PART NUMBER	REV	DESCRIPTION	ITEM	QTY	PART NUMBER	REV	DESCRIPTION
1	1	411000002	0	Decal - SMV Sign	13	5	411000270	0	Decal - Grease Point Round
2	2	411000003	0	Decal - Reflective Tape, Red	14	4	411000271	0	Decal - Danger, Not for Lifting
3	10	411000004	0	Decal - Reflective Tape, Yellow	15	1	411000272	0	Decal - Transport Lock
4	1	411000036	1	Decal - Warning Runaway Tractor	16	2	411000274	0	Decal - AI Logo Small
5	2	411000040	2	Decal - Warning High-Pressure Hyd	17	2	411000275	0	Decal - ASHLAND Large
6	2	411000064	2	Decal - Warning Fall Hazard	18	3	411000276	0	Decal - AI Logo Large
7	1	411000097	1	Decal - Warning TH Pinch Small	19	2	411000277	0	Decal - American Built
8	1	411000207	0	Decal - Notice Color Code	20	14	411000278	0	Decal - Greaseless Point Round
					21	2	411000279	0	Decal - AI Logo Extra Large
10	1	411000263	0	Decal - Ashland Serial Plate	22	4	411000281	0	Decal - Lift Point Round
11	2	411000268	0	Decal - High Pressure Hazard	23	1	411000283	0	Decal - Depth Gauge
12	2	411000269	0	Decal - Pinch Point	24	2	SEE SECTION 1.06	0	Decal - Model Number

SECTION 5.00

DECALS

2301 2811/3413

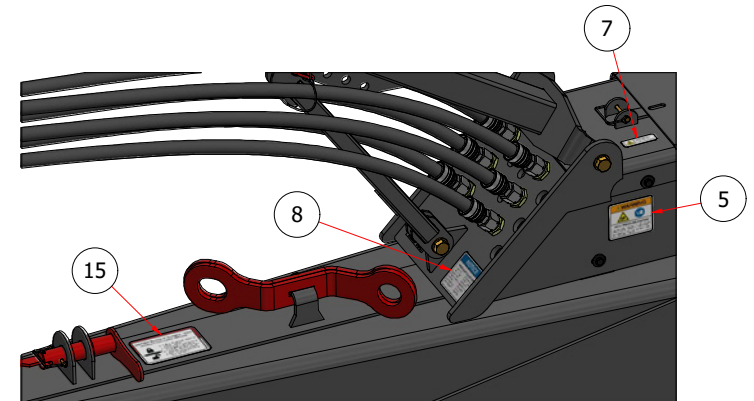
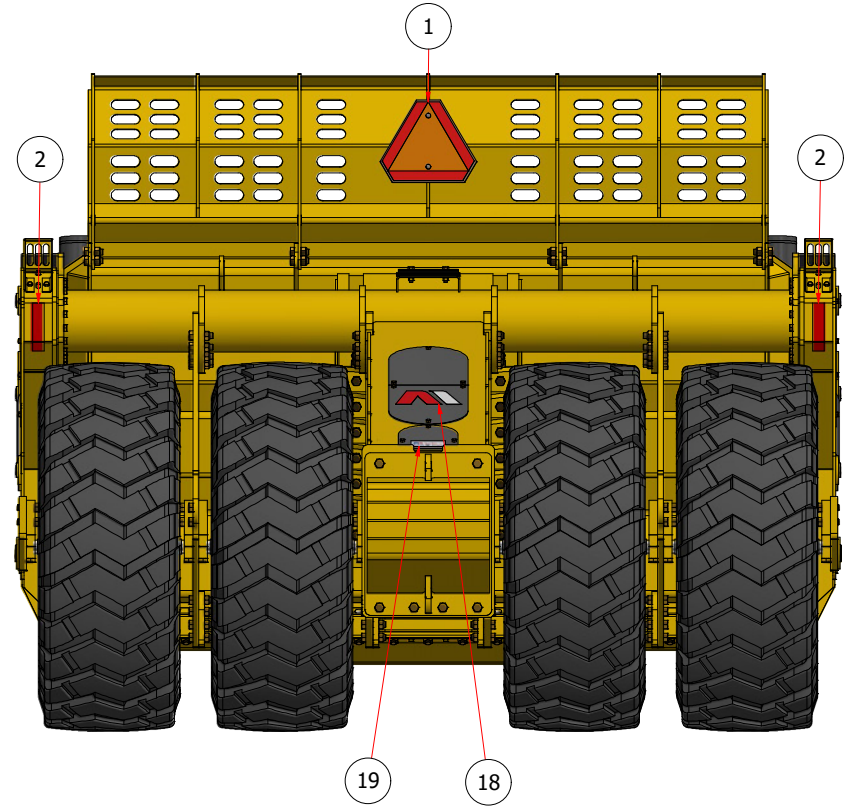
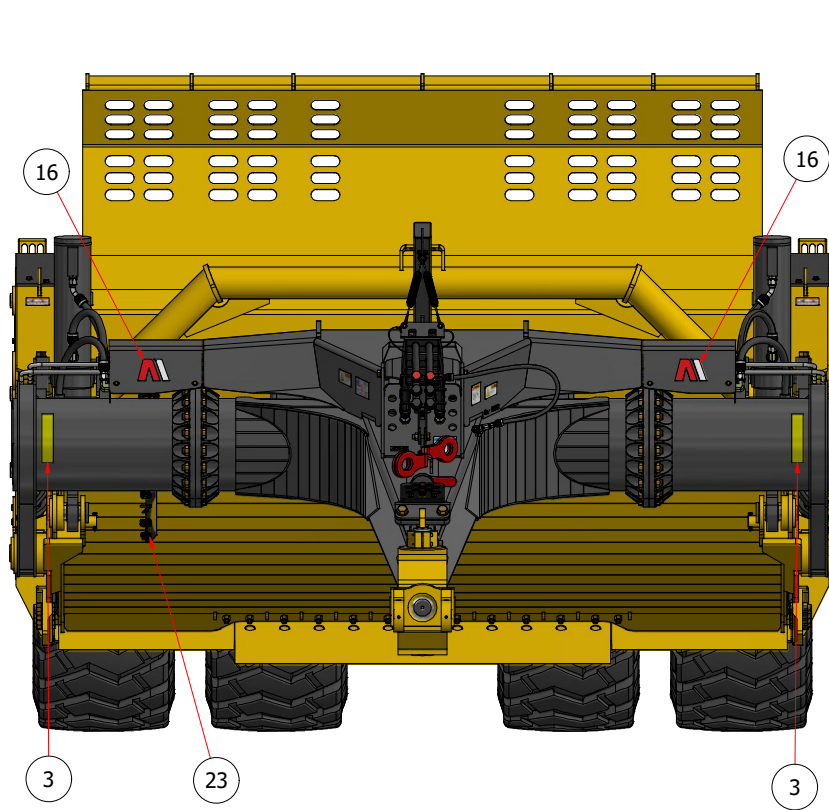


DECALS					DECALS				
ITEM	QTY	PART NUMBER	REV	DESCRIPTION	ITEM	QTY	PART NUMBER	REV	DESCRIPTION
1	1	411000002	0	Decal - SMV Sign	13	5	411000270	0	Decal - Grease Point Round
2	2	411000003	0	Decal - Reflective Tape, Red	14	4	411000271	0	Decal - Danger, Not for Lifting
3	10	411000004	0	Decal - Reflective Tape, Yellow	15	1	411000272	0	Decal - Transport Lock
4	1	411000036	1	Decal - Warning Runaway Tractor	16	2	411000274	0	Decal - AI Logo Small
5	2	411000040	2	Decal - Warning High-Pressure Hyd	17	2	411000275	0	Decal - ASHLAND Large
6	2	411000064	2	Decal - Warning Fall Hazard	18	3	411000276	0	Decal - AI Logo Large
7	1	411000097	1	Decal - Warning TH Pinch Small	19	2	411000277	0	Decal - American Built
8	1	411000207	0	Decal - Notice Color Code	20	14	411000278	0	Decal - Greaseless Point Round
					21	2	411000279	0	Decal - AI Logo Extra Large
10	1	411000263	0	Decal - Ashland Serial Plate	22	4	411000281	0	Decal - Lift Point Round
11	2	411000268	0	Decal - High Pressure Hazard	23	1	411000283	0	Decal - Depth Gauge
12	2	411000269	0	Decal - Pinch Point	24	2	SEE SECTION 1.06	0	Decal - Model Number

SECTION 5.00

DECALS

2301 2811/3413

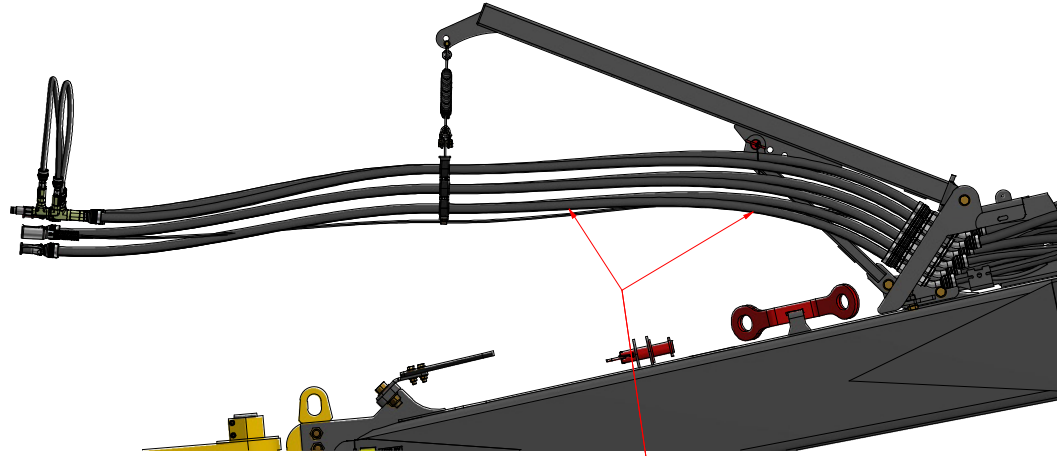


DECALS					DECALS				
ITEM	QTY	PART NUMBER	REV	DESCRIPTION	ITEM	QTY	PART NUMBER	REV	DESCRIPTION
1	1	411000002	0	Decal - SMV Sign	13	5	411000270	0	Decal - Grease Point Round
2	2	411000003	0	Decal - Reflective Tape, Red	14	4	411000271	0	Decal - Danger, Not for Lifting
3	10	411000004	0	Decal - Reflective Tape, Yellow	15	1	411000272	0	Decal - Transport Lock
4	1	411000036	1	Decal - Warning Runaway Tractor	16	2	411000274	0	Decal - AI Logo Small
5	2	411000040	2	Decal - Warning High-Pressure Hyd	17	2	411000275	0	Decal - ASHLAND Large
6	2	411000064	2	Decal - Warning Fall Hazard	18	3	411000276	0	Decal - AI Logo Large
7	1	411000097	1	Decal - Warning TH Pinch Small	19	2	411000277	0	Decal - American Built
8	1	411000207	0	Decal - Notice Color Code	20	14	411000278	0	Decal - Greaseless Point Round
					21	2	411000279	0	Decal - AI Logo Extra Large
10	1	411000263	0	Decal - Ashland Serial Plate	22	4	411000281	0	Decal - Lift Point Round
11	2	411000268	0	Decal - High Pressure Hazard	23	1	411000283	0	Decal - Depth Gauge
12	2	411000269	0	Decal - Pinch Point	24	2	SEE SECTION 1.06	0	Decal - Model Number

SECTION 6.00

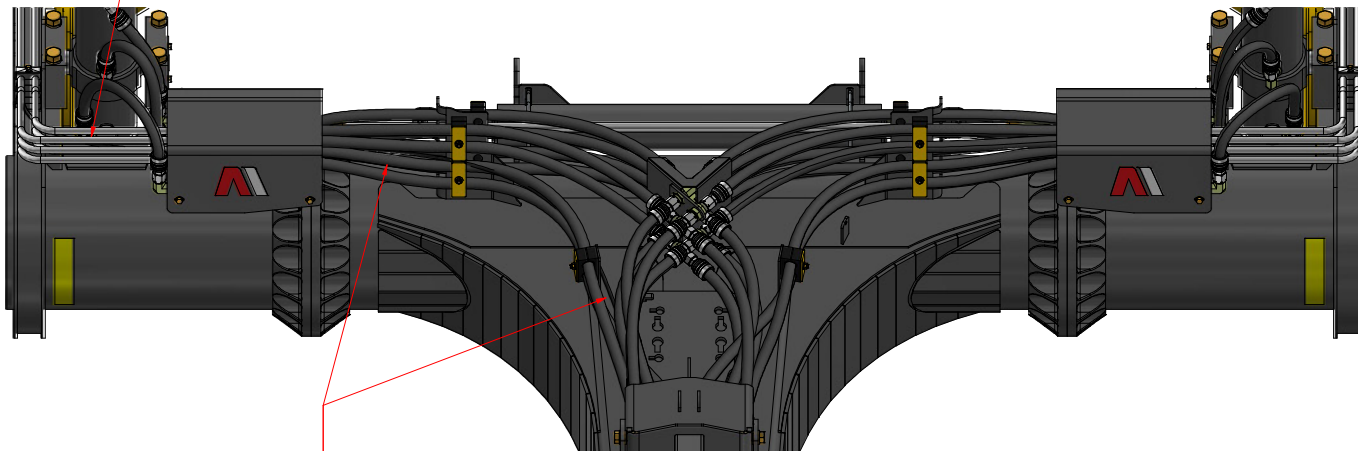
SPIRAL WRAP

2301 2411-3413, HITCHPOLE



SIZE: SMALL
SPIRAL: 6
NOTE: WRAP ELECTRICAL HARNESS TO STEEL LINE.

SIZE: MEDIUM
SPIRAL: 6
NOTE: WRAP ELECTRICAL HARNESS TO THE HOSE CLOSEST TO THE P CLIP.

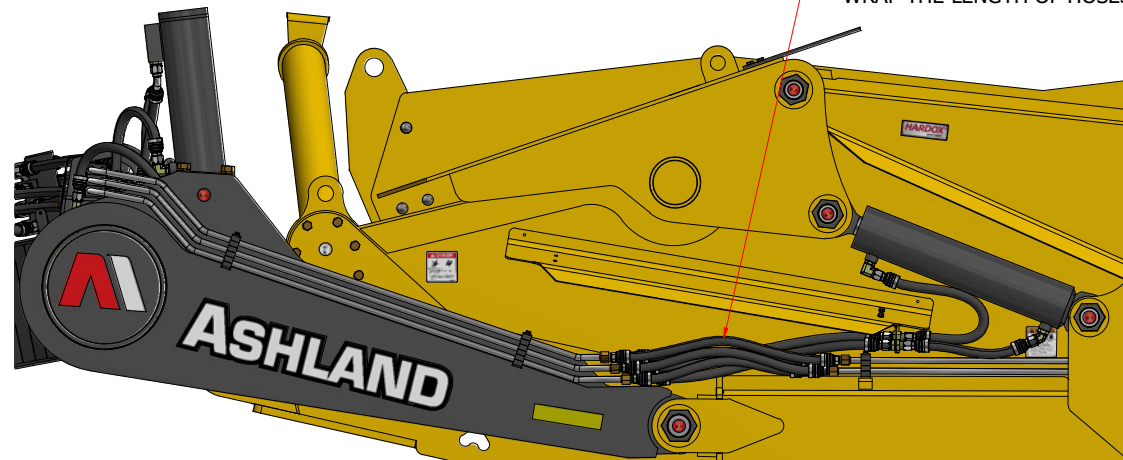


SIZE: MEDIUM
SPIRAL: 6
NOTE: WRAP ELECTRICAL & EJECTOR HOSE.

SECTION 6.00

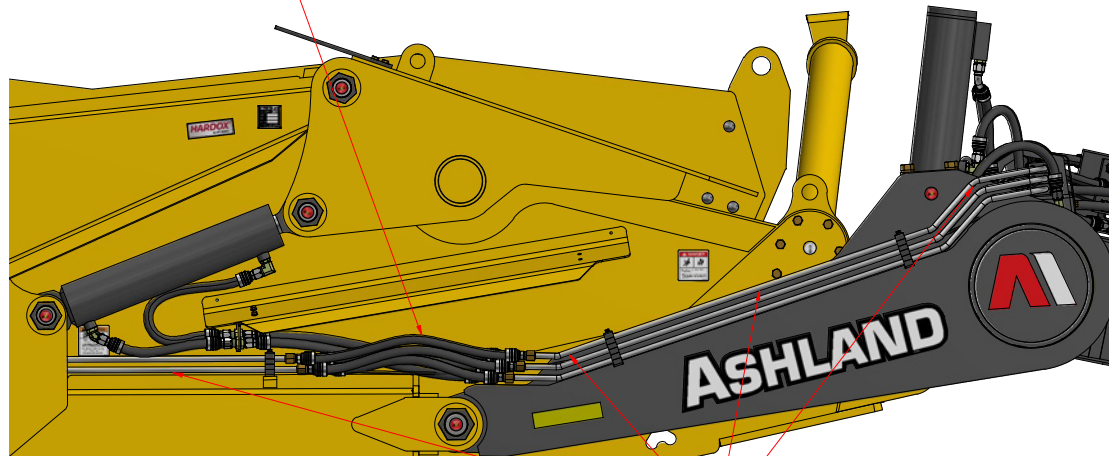
SPIRAL WRAP

2301 2411-3413, HITCHPOLE



SIZE: LARGE
SPIRAL: 10
NOTE: STARTING 2" - 3" AWAY FROM CRIMP FITTING
WRAP THE LENGTH OF HOSES UNTIL 10 WRAPS ARE USED.

SIZE: LARGE
SPIRAL: 10
NOTE: STARTING 2" - 3" AWAY FROM CRIMP FITTING
WRAP THE LENGTH OF HOSES UNTIL 10 WRAPS ARE USED.



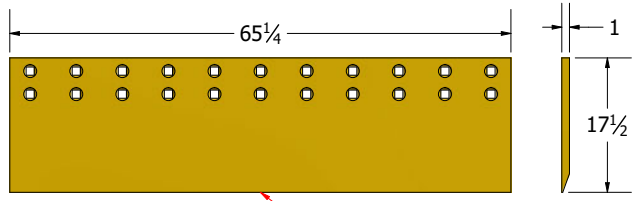
SIZE: SMALL
SPIRAL: 8
NOTE: WRAP ELECTRICAL HARNESS TO STEEL LINE.

SECTION 7.00

CUTTING EDGES

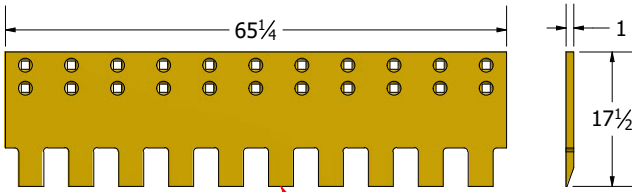
2301 2411-3413 REPLACEMENT CUTTING EDGES

CENTER EDGES



STANDARD

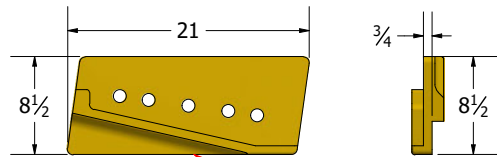
K-TEC - 413002009
Ashland 400597



SERRATED

K-TEC - 413002015
Ashland 400795

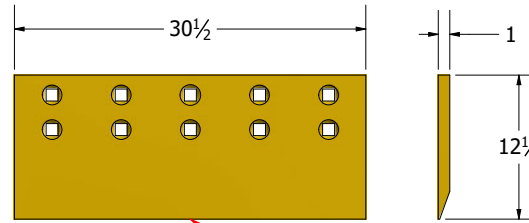
ROUTER BITS



STANDARD

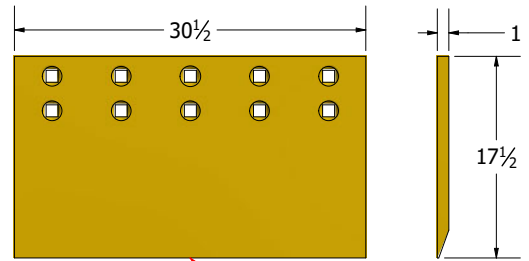
K-TEC - 413000068
Ashland A123357

SIDE EDGES 2411, 2811



STANDARD

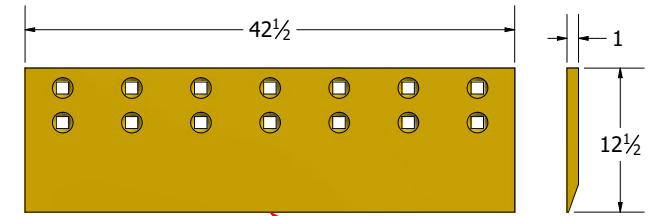
K-TEC - 413002010
Ashland 400668



DROP DOWN

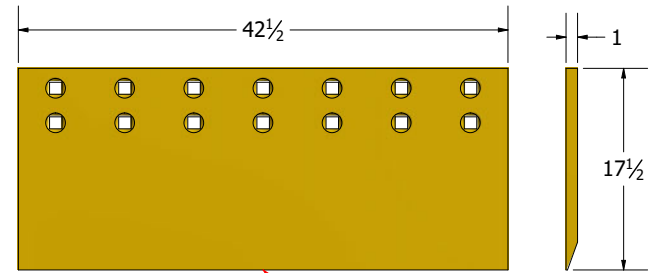
K-TEC - 413002016
Ashland 400772

SIDE EDGES 3013, 3413



STANDARD

K-TEC - 413002014
Ashland 400598



STANDARD

K-TEC - 413002017
Ashland 400771