



PARTS MANUAL

ASHLAND 1410E SCRAPER

YEAR MODEL: 2301

VERSION: 1.00

TABLE OF CONTENTS

- | | | | | | |
|--------------------------------------|-------------------------------------|------------------------------------|--------------------------------------|-----------------------------|-------------------------------------|
| 1
Structural
Components | 2
Hydraulic
Components | 3
Hydraulic
Cylinders | 4
Electrical
Components | 5
Decal
Layout | 6
Cutting Edge
Options |
|--------------------------------------|-------------------------------------|------------------------------------|--------------------------------------|-----------------------------|-------------------------------------|

1410E

SECTION 1.00

BOLT TORQUE SPECIFICATIONS

Recommended Torque Specifications Unless Otherwise Specified.

STANDARD/PLOW/CARRIAGE BOLTS

BOLT SIZE	THREAD PER INCH	GRADE 2				GRADE 5				GRADE 8			
		DRY		LUBRICATED		DRY		LUBRICATED		DRY		LUBRICATED	
		ft/lbs	Nm	ft/lbs	Nm	ft/lbs	Nm	ft/lbs	Nm	ft/lbs	Nm	ft/lbs	Nm
1/4	20	5.5	7.4	4.1	5.6	9.5	12.9	7.2	9.7	12	16.2	9	12.1
1/4	28	6.3	8.5	4.7	6.4	10.9	14.8	8.2	11.1	14	18.5	10	13.9
5/16	18	11	15.3	8	11.5	20	26.6	15	20.0	25	33.3	18	25.0
5/16	24	13	17.0	9	12.7	22	29.5	16	22.1	27	36.9	20	27.6
3/8	16	20	27.2	15	20.4	35	47.3	26	35.5	44	59.1	33	44.3
3/8	24	23	30.8	17	23.1	40	53.6	30	40.2	49	67.0	37	50.2
7/16	14	32	43.5	24	32.6	56	75.7	42	56.7	70	94.6	52	70.9
7/16	20	36	48.6	27	36.4	62	84.5	47	63.4	78	105.6	58	79.2
1/2	13	49	66.4	37	49.8	85	115.4	64	86.6	106	144.3	80	108.2
1/2	20	55	74.8	41	56.1	96	130.1	72	97.6	120	162.6	90	121.9
5/8	11	97	132.1	73	99.1	170	229.8	127	172.4	212	287.3	159	215.4
5/8	18	110	149.7	83	112.3	192	260.3	144	195.2	240	325.4	180	244.0
3/4	10	173	234.3	130	175.8	301	407.6	225	305.7	376	509.4	282	382.1
3/4	16	193	261.7	145	196.3	336	455.1	252	341.4	420	568.9	315	426.7
7/8	9	243	328.9	182	246.6	485	657.7	364	493.3	606	822.1	455	616.6
7/8	14	267	362.3	200	271.7	534	724.6	401	543.5	668	905.8	501	679.3
1	8	364	493.0	273	369.7	636	862.7	477	647.0	909	1232.4	682	924.3
1	12	398	539.3	298	404.5	696	943.9	522	707.9	995	1348.4	746	1011.3
1 1/4	7	727	985.3	545	739.0	1272	1724.3	954	1293.3	1817	2463.4	1363	1847.5
1 1/4	12	805	1091.1	604	818.3	1408	1909.4	1056	1432.1	2012	2727.7	1509	2045.8
1 1/2	6	1265	1714.4	948	1285.8	2213	3000.3	1660	2250.2	3161	4286.1	2371	3214.6
1 1/2	12	1423	1929.2	1067	1446.9	2490	3376.1	1868	2532.1	3557	4823.0	2668	3617.2
2	4.5	3000	4067.5	2250	3050.6	5250	7118.0	3938	5338.5	7500	10168.6	5625	7626.5
2	8	3324	4506.7	2493	3380.1	3878	5257.9	2909	3943.4	8310	11266.8	6233	8450.1

SOCKET HEAD BOLTS

BOLT SIZE	THREAD PER INCH	GRADE 8			
		DRY		LUBRICATED	
		ft/lbs	Nm	ft/lbs	Nm
1/4	20	14	19.0	10	13.6
1/4	28	16	21.7	12	16.3
5/16	18	29	39.3	22	29.8
5/16	24	32	43.4	24	32.5
3/8	16	51	69.1	28	38.0
3/8	24	58	78.6	43	58.3
7/16	14	81	109.8	61	82.7
7/16	20	91	123.4	68	92.2
1/2	13	124	168.1	93	126.1
1/2	20	140	189.8	105	142.4
5/8	11	238	322.7	179	242.7
5/8	18	270	366.1	202	273.9
3/4	10	423	573.5	317	429.8
3/4	16	472	639.9	354	480.0

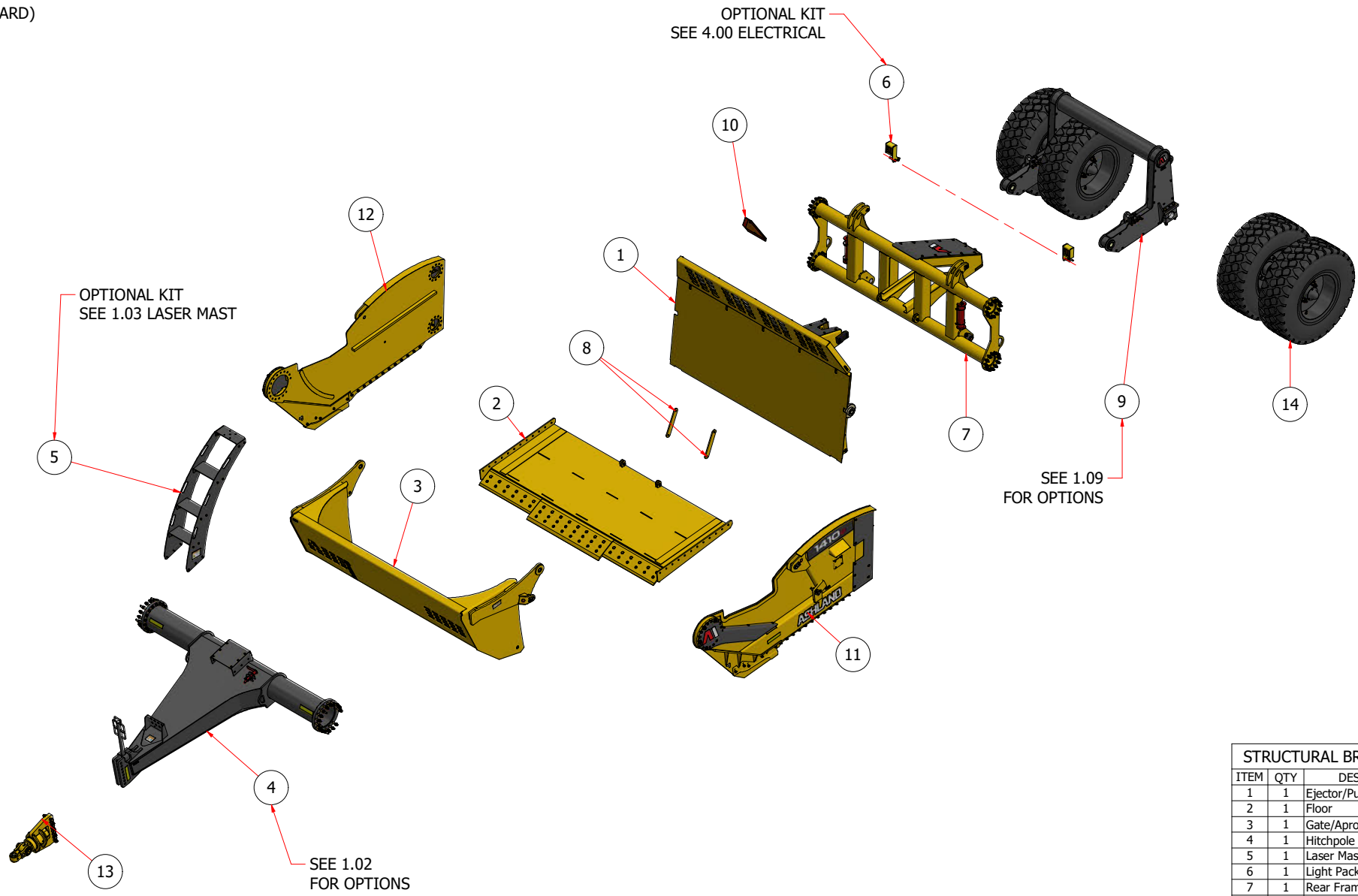
LAG BOLTS

BOLT SIZE	THREAD PER INCH	GRADE 2	
		DRY	
		ft/lbs	Nm
5/8	5	50	67.8

SECTION 1.00

STRUCTURAL

2301 1410 BREAKDOWN
(STANDARD)



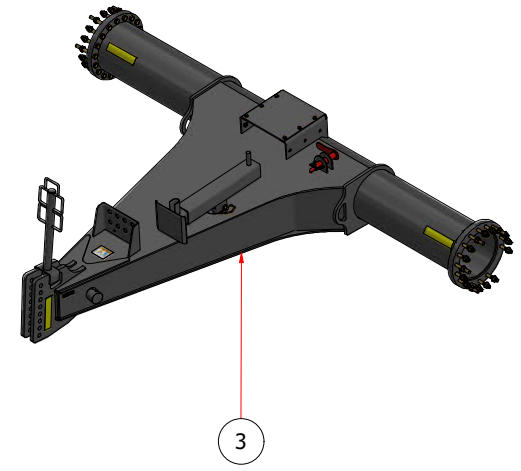
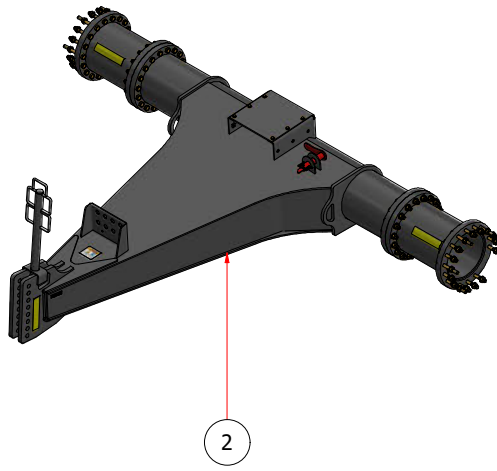
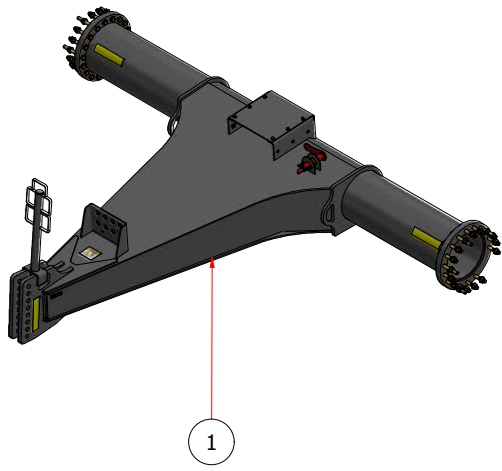
STRUCTURAL BREAKDOWN

ITEM	QTY	DESCRIPTION
1	1	Ejector/Pushoff
2	1	Floor
3	1	Gate/Apron
4	1	Hitchpole
5	1	Laser Mast
6	1	Light Package
7	1	Rear Frame Asm
8	2	Rear Frame Tie Bar
9	1	Rear Section
10	1	SMV Sign Kit
11	1	Sidewall, Left
12	1	Sidewall, Right
13	1	Sweet Hitch
14	2	Wheel Asm

SECTION 1.00

STRUCTURAL

2301 1410 HITCHPOLE OPTIONS

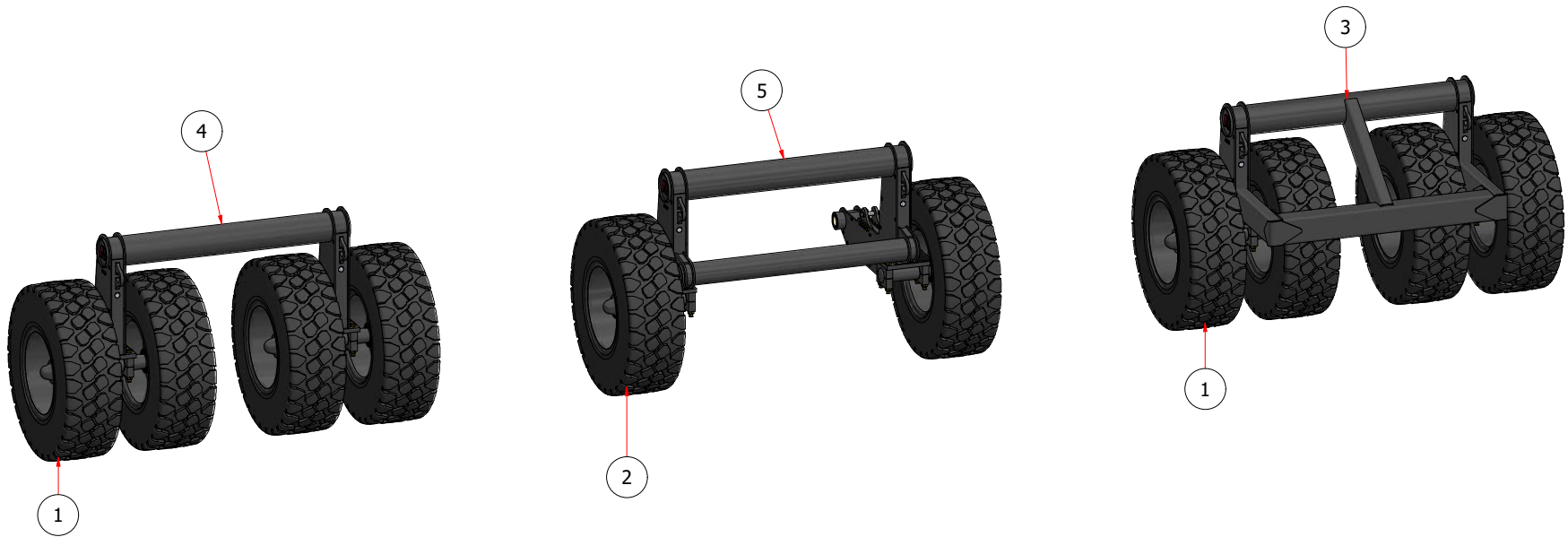


HITCHPOLE OPTIONS				
ITEM	K-TEC P.N.	ASHLAND P.N.	REV	DESCRIPTION
1	311000152_A_H	704023	3	FRONT SECTION, 1410
2	311000160_A_H	704023	3	FRONT SECTION, 1410 (EXPORT)
3	311000219_A_H	704023	2	FRONT SECTION, 1410 (JACK SPUDS)

SECTION 1.00

STRUCTURAL

2301 1410 REAR SECTION OPTIONS

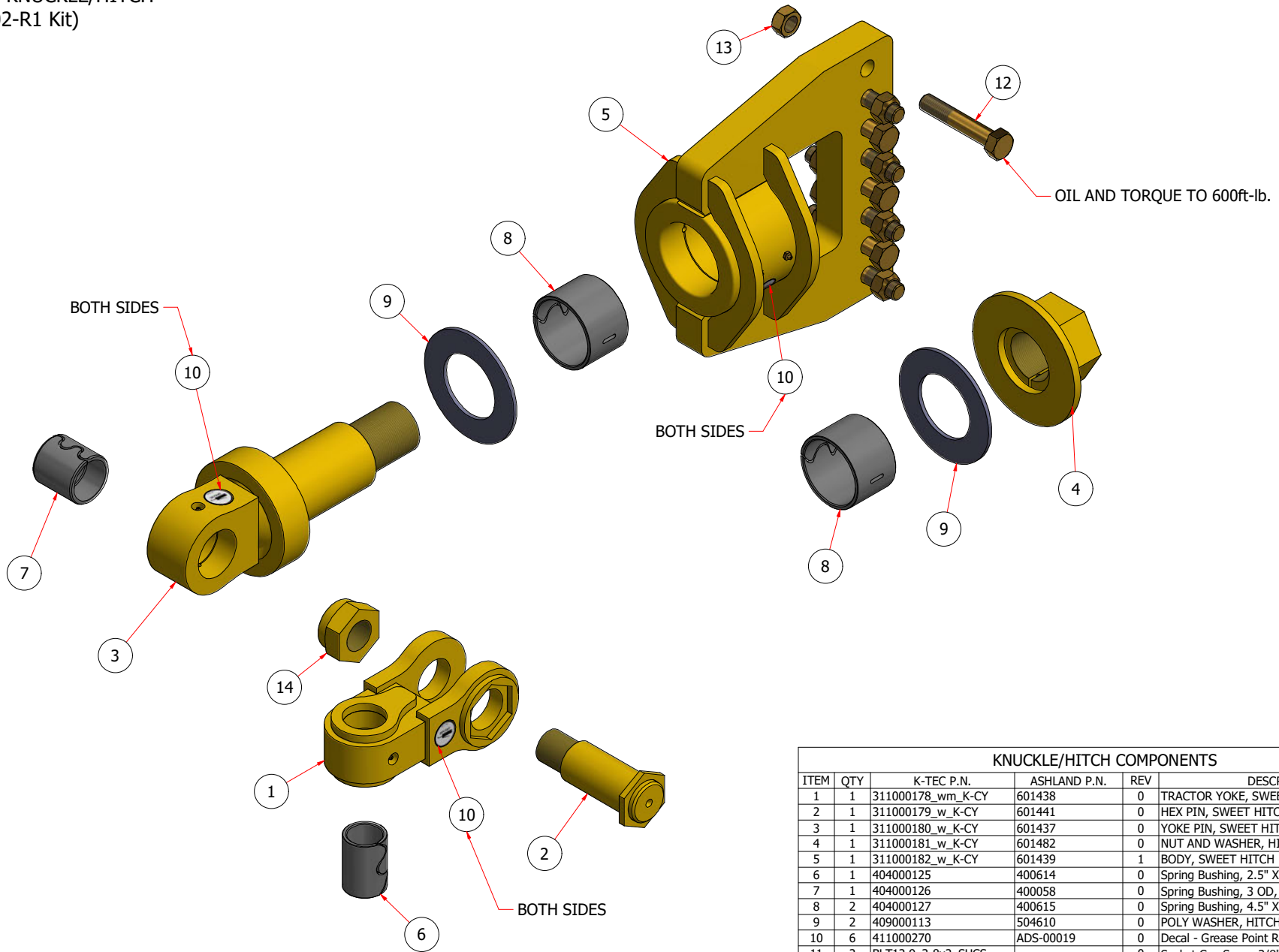


REAR SECTION OPTIONS				
ITEM	K-TEC P.N.	ASHLAND P.N.	REV	DESCRIPTION
1	311000176_A_W	601263	0	Wheel Asm, Double Ended
2	311000215_A_W	400854	0	Wheel Asm, Single Ended
3	311000462_A_W		0	Rear Section (4 Tire) w/ Bumper
4	311000490_A_W		0	Rear Section (4 Tire)
5	311000498_A_W		0	Rear Section (2 Tire)

SECTION 1.01

STRUCTURAL

2301 1410 KNUCKLE/HITCH
(311100002-R1 Kit)



OIL AND TORQUE TO 600ft-lb.

KNUCKLE/HITCH COMPONENTS

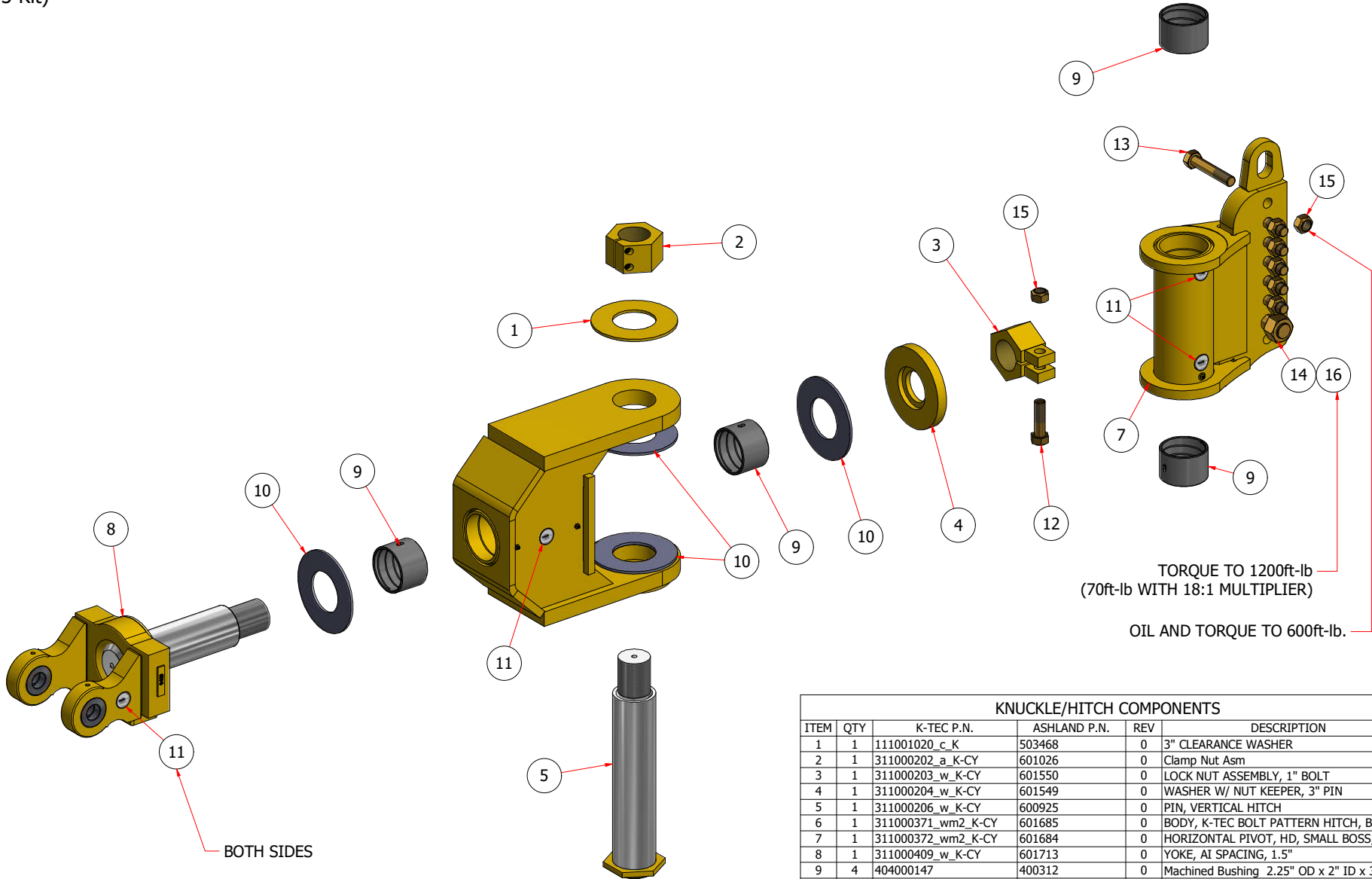
ITEM	QTY	K-TEC P.N.	ASHLAND P.N.	REV	DESCRIPTION
1	1	311000178_wm_K-CY	601438	0	TRACTOR YOKE, SWEET HITCH
2	1	311000179_w_K-CY	601441	0	HEX PIN, SWEET HITCH
3	1	311000180_w_K-CY	601437	0	YOKE PIN, SWEET HITCH
4	1	311000181_w_K-CY	601482	0	NUT AND WASHER, HITCH HD, SMALL BOSS
5	1	311000182_w_K-CY	601439	1	BODY, SWEET HITCH
6	1	404000125	400614	0	Spring Bushing, 2.5" X 2" X 3.5"
7	1	404000126	400058	0	Spring Bushing, 3 OD, 2.5 ID, 3LG
8	2	404000127	400615	0	Spring Bushing, 4.5" X 4" X 3"
9	2	409000113	504610	0	POLY WASHER, HITCH
10	6	411000270	ADS-00019	0	Decal - Grease Point Round
11	2	BLT12.9_3-8x2_SHCS		0	Socket Cap Screw 3/8"-16 x 2"
12	8	BLT8C_1x5_1-2		0	Bolt Gr. 8 UNC 1" x 5-1/2"
13	8	NUT8C_1_STL		0	Nut Gr. 8 UNC 1" Stover Lock
14	1	NUT8F_2_STL (12 TPI)		0	Nut Gr. 8 UNF 2"-12 TPI Stover Lock

AG. CAT. 4 SWIVEL HITCH

SECTION 1.01

STRUCTURAL

2301 1410 KNUCKLE/HITCH
(311100013 Kit)



TORQUE TO 1200ft-lb
(70ft-lb WITH 18:1 MULTIPLIER)

OIL AND TORQUE TO 600ft-lb.

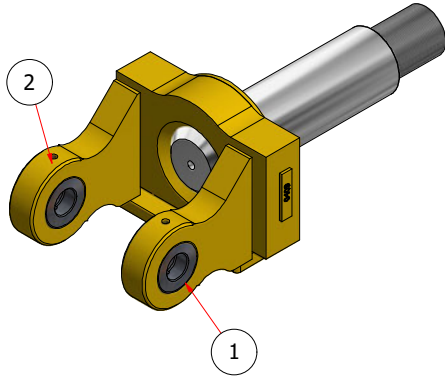
HD ASHLAND HITCH, 1.5" PIN

KNUCKLE/HITCH COMPONENTS					
ITEM	QTY	K-TEC P.N.	ASHLAND P.N.	REV	DESCRIPTION
1	1	111001020_c_K	503468	0	3" CLEARANCE WASHER
2	1	311000202_a_K-CY	601026	0	Clamp Nut Asm
3	1	311000203_w_K-CY	601550	0	LOCK NUT ASSEMBLY, 1" BOLT
4	1	311000204_w_K-CY	601549	0	WASHER W/ NUT KEEPER, 3" PIN
5	1	311000206_w_K-CY	600925	0	PIN, VERTICAL HITCH
6	1	311000371_wm2_K-CY	601685	0	BODY, K-TEC BOLT PATTERN HITCH, BIG G
7	1	311000372_wm2_K-CY	601684	0	HORIZONTAL PIVOT, HD, SMALL BOSS, BIG G
8	1	311000409_w_K-CY	601713	0	YOKE, AI SPACING, 1.5"
9	4	404000147	400312	0	Machined Bushing 2.25" OD x 2" ID x 3" L
10	4	409000114	400384	0	POLY WASHER, 4" ID X 8" OD
11	5	411000270	ADS-00019	0	Decal - Grease Point Round
12	1	BLT8C_1x3_1-2		0	Bolt Gr. 8 UNC 1" x 3-1/2"
13	6	BLT8C_1x5_1-2		0	Bolt Gr. 8 UNC 1" x 5-1/2"
14	1	BLT8F_1_1-2x5_1-2		0	Bolt Gr. 8 UNF 1-1/2" x 5-1/2"
15	7	NUT8C_1_STL		0	Nut Gr. 8 UNC 1" Stover Lock
16	1	NUT8F_1_1-2		0	Nut Gr. 8 UNF 1-1/2"

SECTION 1.01 KITS

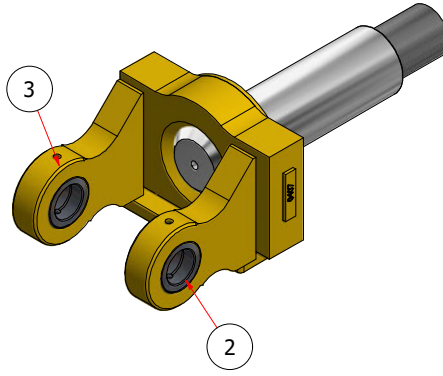
YOKE, AI SPACING, 1.5"

311000409_w_K-CY
Ashland 601713



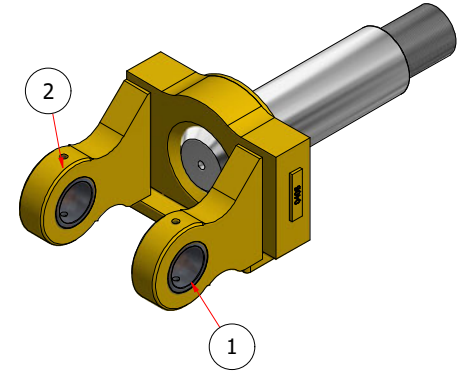
YOKE, AI SPACING, 2"

311000407_w_K-CY
Ashland 601878



YOKE, AI SPACING, 60mm

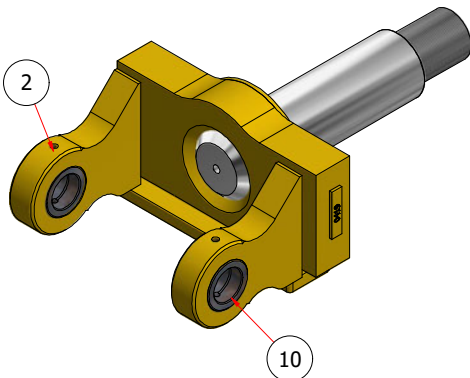
311000406_w_K-CY
Ashland 601753



ITEM	QTY	K-TEC P.N.	ASHLAND P.N.	DESCRIPTION	ITEM	QTY	K-TEC P.N.	ASHLAND P.N.	DESCRIPTION	ITEM	QTY	K-TEC P.N.	ASHLAND P.N.	DESCRIPTION
1	2	211000217_smh_K	400773	Yoke, Bushing 1.5" ID 3" OD	2	2	211000229_smh_K	504999	2" ID Bushing, Universal Yoke	1	2	211000257_smh_K	505002	60 MM Bushing, JD Hitch Ear
2	2	405000121		SSS CN 1/2-13 UNC x 5/8"	3	2	405000121		SSS CN 1/2-13 UNC x 5/8"	2	2	405000121		SSS CN 1/2-13 UNC x 5/8"

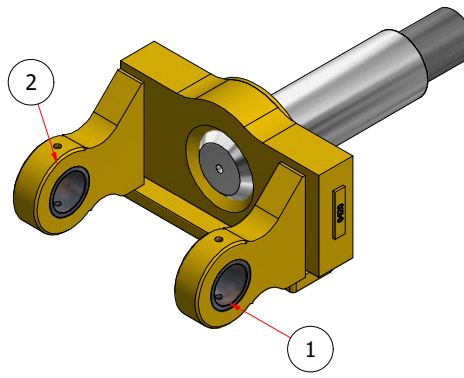
YOKE, WIDE SPACING, 2"

311000419_w_K-CY
Ashland 601704



YOKE, WIDE SPACING, 60mm

311000420_w_K-CY
Ashland 601705

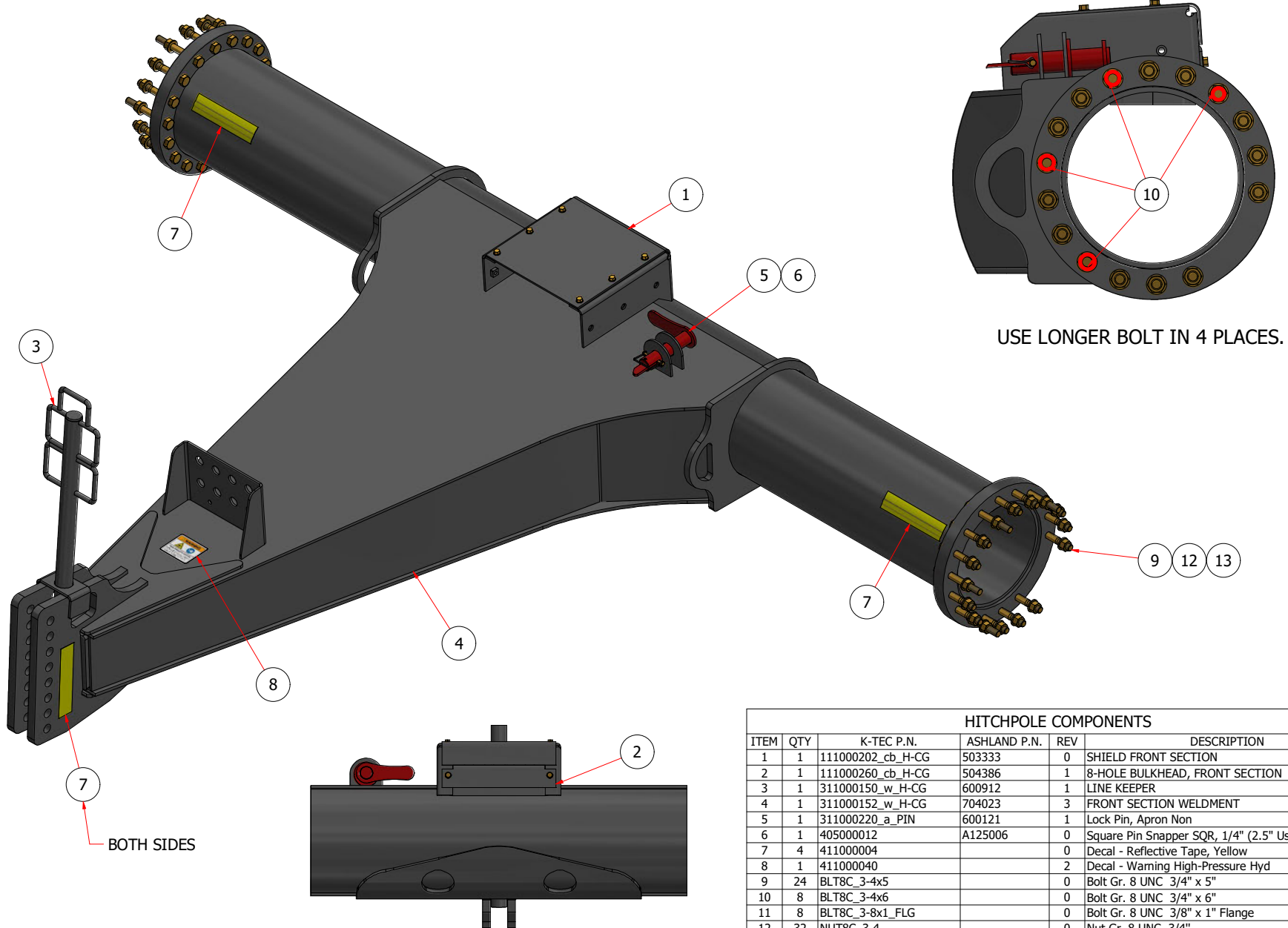


ITEM	QTY	K-TEC P.N.	ASHLAND P.N.	DESCRIPTION	ITEM	QTY	K-TEC P.N.	ASHLAND P.N.	DESCRIPTION
10	2	211000229_smh_K	504999	2" ID Bushing, Universal Yoke	1	2	211000257_smh_K	505002	60 MM Bushing, JD Hitch Ear
2	4	405000121		SSS CN 1/2-13 UNC x 5/8"	2	2	405000121		SSS CN 1/2-13 UNC x 5/8"

SECTION 1.02

STRUCTURAL

2301 1410 HITCHPOLE, STANDARD
(311000152-R3_A_H)

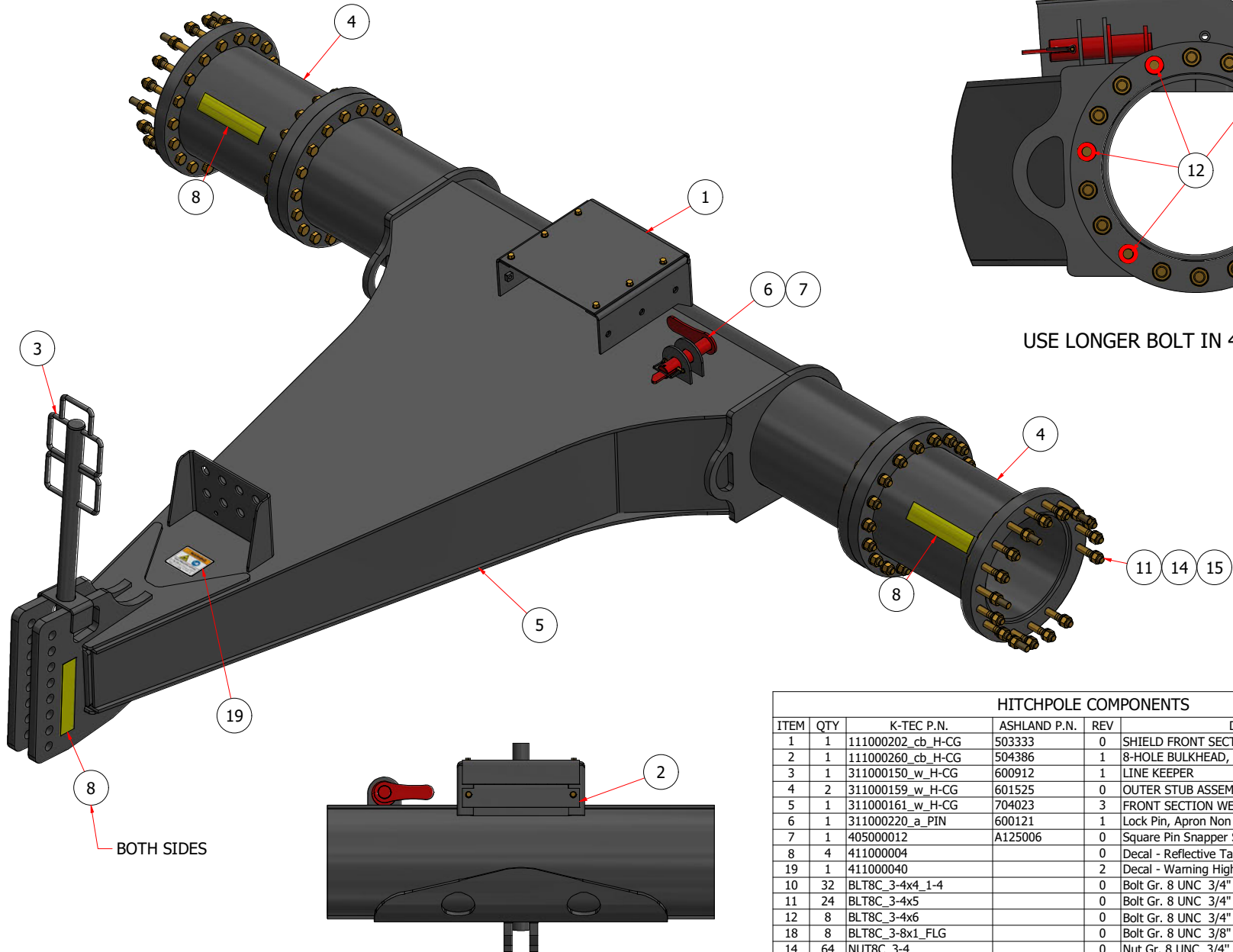


HITCHPOLE COMPONENTS					
ITEM	QTY	K-TEC P.N.	ASHLAND P.N.	REV	DESCRIPTION
1	1	111000202_cb_H-CG	503333	0	SHIELD FRONT SECTION
2	1	111000260_cb_H-CG	504386	1	8-HOLE BULKHEAD, FRONT SECTION
3	1	311000150_w_H-CG	600912	1	LINE KEEPER
4	1	311000152_w_H-CG	704023	3	FRONT SECTION WELDMENT
5	1	311000220_a_PIN	600121	1	Lock Pin, Apron Non
6	1	405000012	A125006	0	Square Pin Snapper SQR, 1/4" (2.5" Useable)
7	4	411000004		0	Decal - Reflective Tape, Yellow
8	1	411000040		2	Decal - Warning High-Pressure Hyd
9	24	BLT8C_3-4x5		0	Bolt Gr. 8 UNC 3/4" x 5"
10	8	BLT8C_3-4x6		0	Bolt Gr. 8 UNC 3/4" x 6"
11	8	BLT8C_3-8x1_FLG		0	Bolt Gr. 8 UNC 3/8" x 1" Flange
12	32	NUT8C_3-4		0	Nut Gr. 8 UNC 3/4"
13	32	WSH8_3-4_STR		0	Washer Gr. 8 - 3/4" Structural

SECTION 1.02

STRUCTURAL

2301 1410 HITCHPOLE, OPTIONAL
(311000160-R3_A_H)



USE LONGER BOLT IN 4 PLACES.

BOTH SIDES

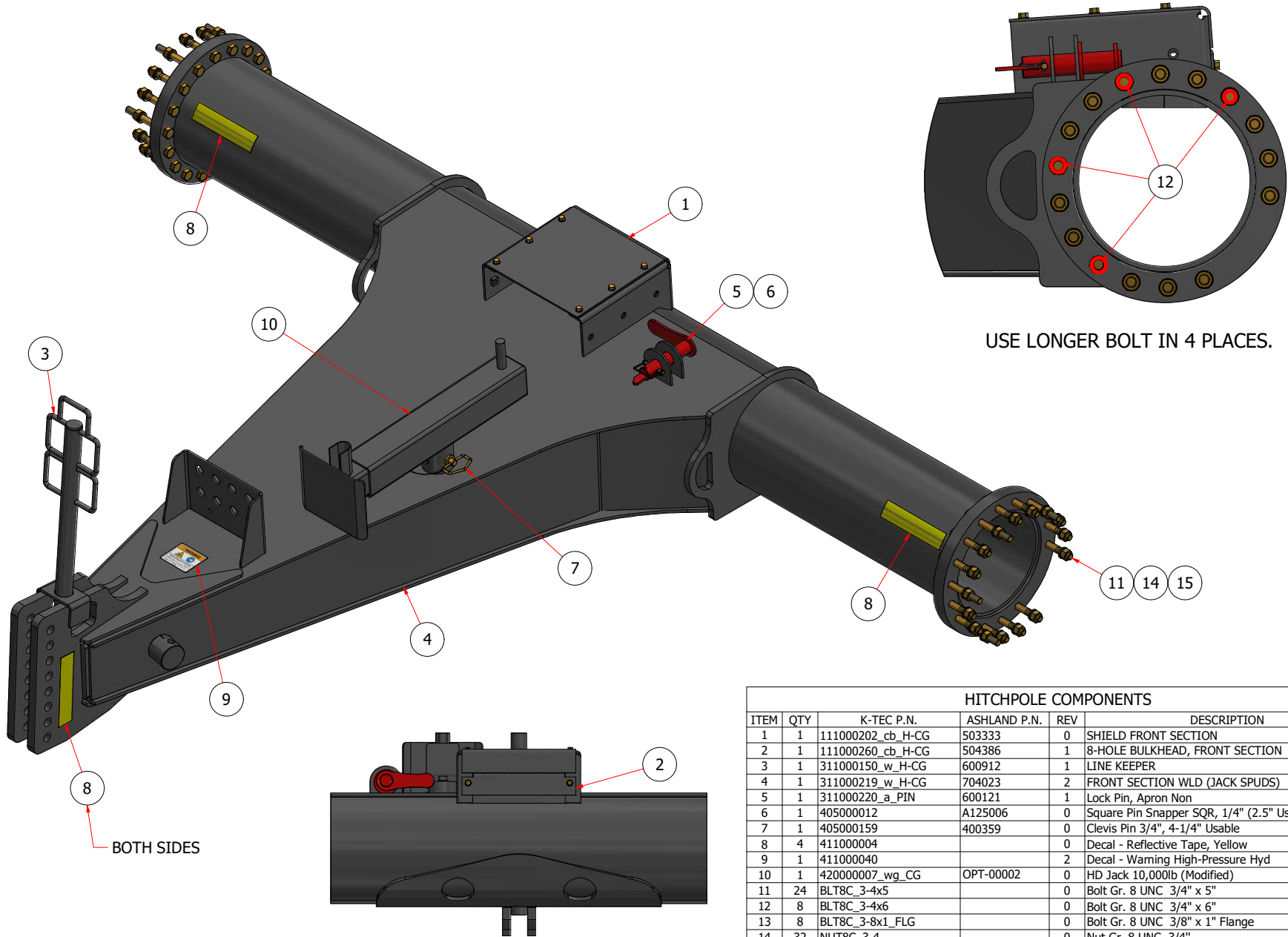
HITCHPOLE COMPONENTS

ITEM	QTY	K-TEC P.N.	ASHLAND P.N.	REV	DESCRIPTION
1	1	111000202_cb_H-CG	503333	0	SHIELD FRONT SECTION
2	1	111000260_cb_H-CG	504386	1	8-HOLE BULKHEAD, FRONT SECTION
3	1	311000150_w_H-CG	600912	1	LINE KEEPER
4	2	311000159_w_H-CG	601525	0	OUTER STUB ASSEMBLY, EXPORT FRONT SECTION
5	1	311000161_w_H-CG	704023	3	FRONT SECTION WELDMENT (EXPORT)
6	1	311000220_a_PIN	600121	1	Lock Pin, Apron Non
7	1	405000012	A125006	0	Square Pin Snapper SQR, 1/4" (2.5" Useable)
8	4	411000004		0	Decal - Reflective Tape, Yellow
19	1	411000040		2	Decal - Warning High-Pressure Hyd
10	32	BLT8C_3-4x4_1-4		0	Bolt Gr. 8 UNC 3/4" x 4-1/4"
11	24	BLT8C_3-4x5		0	Bolt Gr. 8 UNC 3/4" x 5"
12	8	BLT8C_3-4x6		0	Bolt Gr. 8 UNC 3/4" x 6"
18	8	BLT8C_3-8x1_FLG		0	Bolt Gr. 8 UNC 3/8" x 1" Flange
14	64	NUT8C_3-4		0	Nut Gr. 8 UNC 3/4"
15	64	WSH8_3-4_LCK		0	Washer Gr. 8 - 3/4" Lock

SECTION 1.02

STRUCTURAL

2301 1410 HITCHPOLE, OPTIONAL
(311000219-R2_A_H)



USE LONGER BOLT IN 4 PLACES.

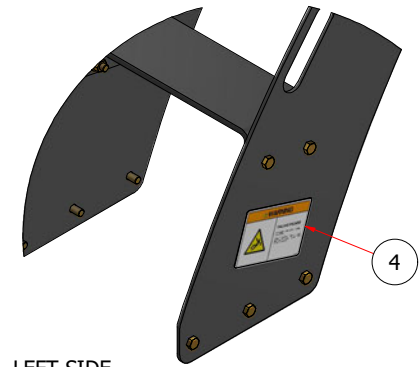
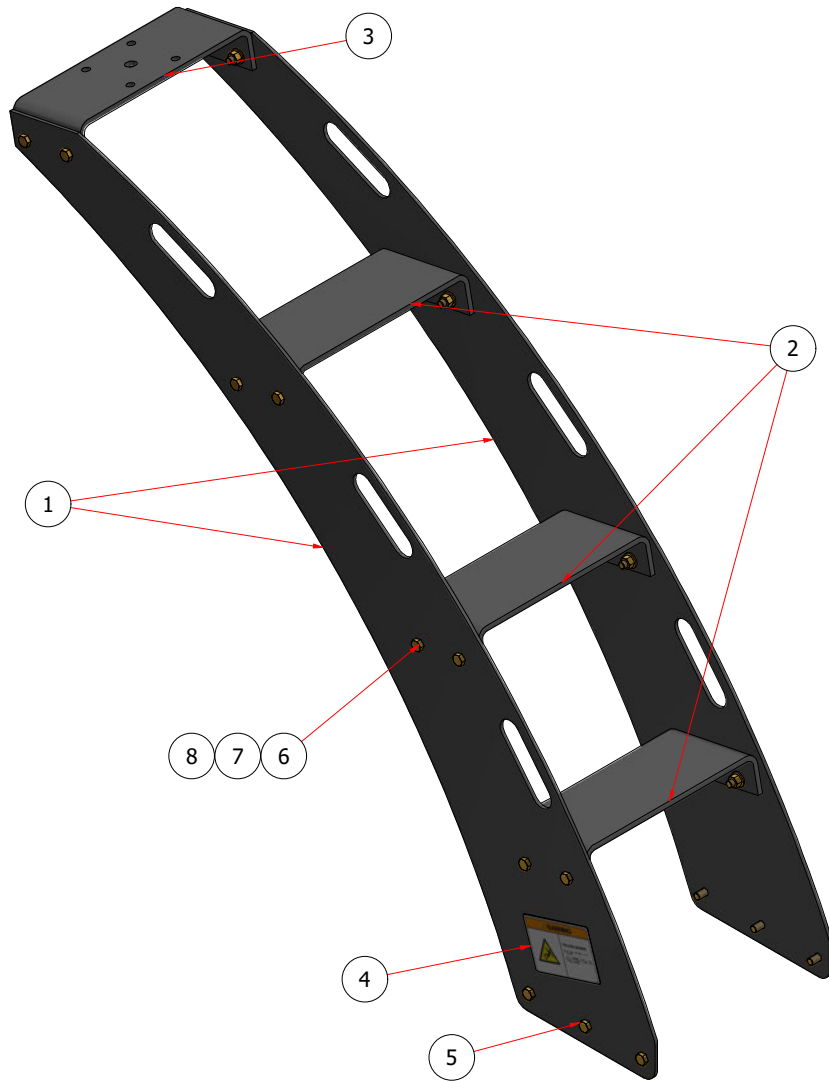
BOTH SIDES

HITCHPOLE COMPONENTS					
ITEM	QTY	K-TEC P.N.	ASHLAND P.N.	REV	DESCRIPTION
1	1	111000202_cb_H-CG	503333	0	SHIELD FRONT SECTION
2	1	111000260_cb_H-CG	504386	1	8-HOLE BULKHEAD, FRONT SECTION
3	1	311000150_w_H-CG	600912	1	LINE KEEPER
4	1	311000219_w_H-CG	704023	2	FRONT SECTION WLD (JACK SPUDS)
5	1	311000220_a_PIN	600121	1	Lock Pin, Apron Non
6	1	405000012	A125006	0	Square Pin Snapper SQR, 1/4" (2.5" Useable)
7	1	405000159	400359	0	Clevis Pin 3/4", 4-1/4" Usable
8	4	411000004		0	Decal - Reflective Tape, Yellow
9	1	411000040		2	Decal - Warning High-Pressure Hyd
10	1	420000007_wg_CG	OPT-00002	0	HD Jack 10,000lb (Modified)
11	24	BLT8C_3-4x5		0	Bolt Gr. 8 UNC 3/4" x 5"
12	8	BLT8C_3-4x6		0	Bolt Gr. 8 UNC 3/4" x 6"
13	8	BLT8C_3-8x1_FLG		0	Bolt Gr. 8 UNC 3/8" x 1" Flange
14	32	NUT8C_3-4		0	Nut Gr. 8 UNC 3/4"
15	32	WSH8_3-4_LCK		0	Washer Gr. 8 - 3/4" Lock

SECTION 1.03

STRUCTURAL

2301 1410 LASER MAST, OPTIONAL
(311100001-R1 Kit)

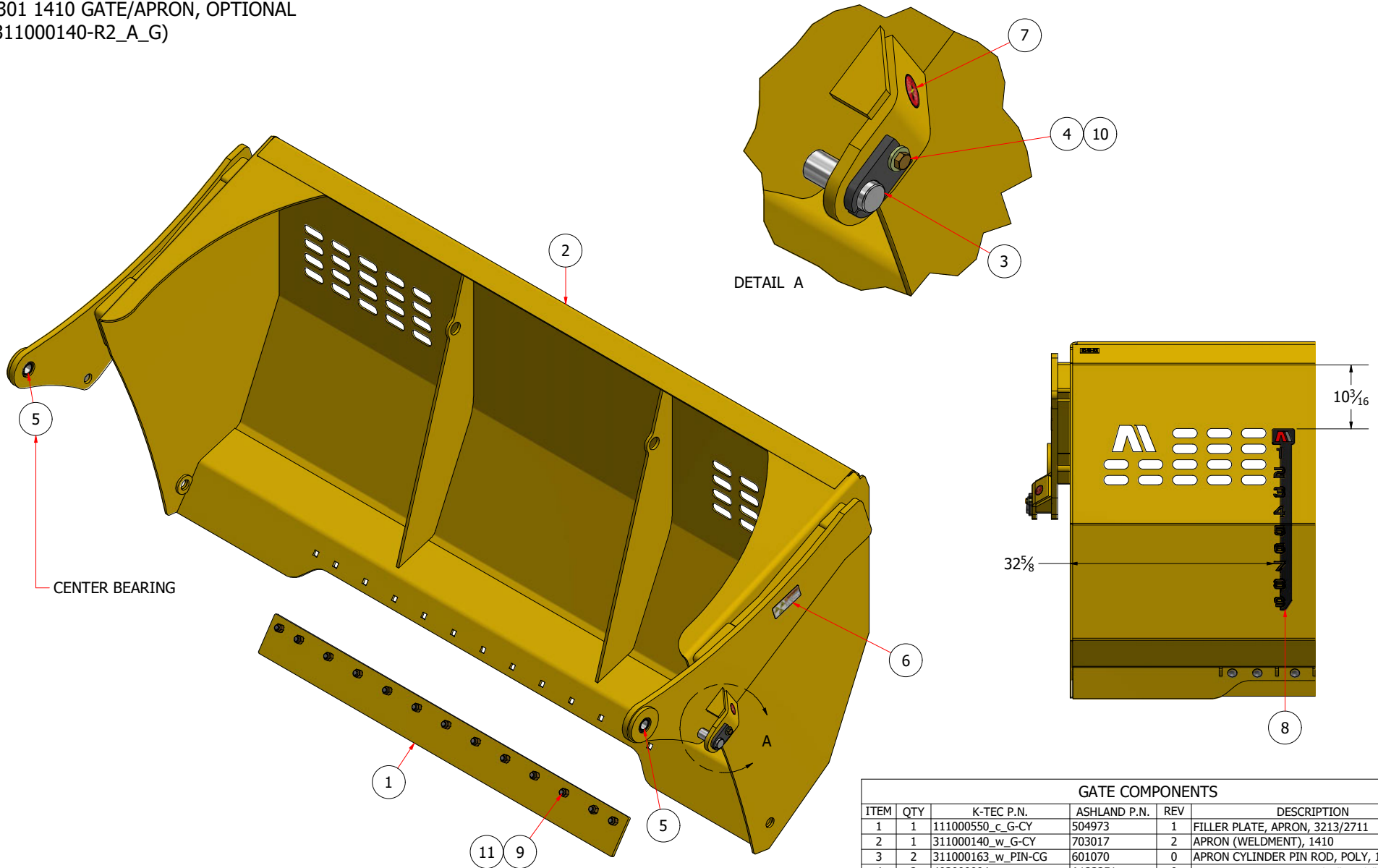


LASER MAST COMPONENTS					
ITEM	QTY	K-TEC P.N.	ASHLAND P.N.	REV	DESCRIPTION
1	2	111000161_c_L-CG	503608	0	LASER MAST, UPRIGHT, 1410
2	3	111000162_cb_L-CG	503609	0	STEP, LASER MAST, 1410
3	1	111000163_cb_L-CG	503611	0	LASER MAS MOUNT PLATE, 1410
4	2	411000354		0	Decal - Warning, Falling Hazard
5	6	BLT8C_1-2x1		0	Bolt Gr. 8 UNC 1/2" x 1"
6	16	BLT8C_1-2x1_1-2		0	Bolt Gr. 8 UNC 1/2" x 1-1/2"
7	16	NUT8C_1-2		0	Nut Gr. 8 UNC 1/2"
8	16	WSH8_1-2_STR		0	Washer Gr. 8 - 1/2" Structural

SECTION 1.04

STRUCTURAL

2301 1410 GATE/APRON, OPTIONAL
(311000140-R2_A_G)

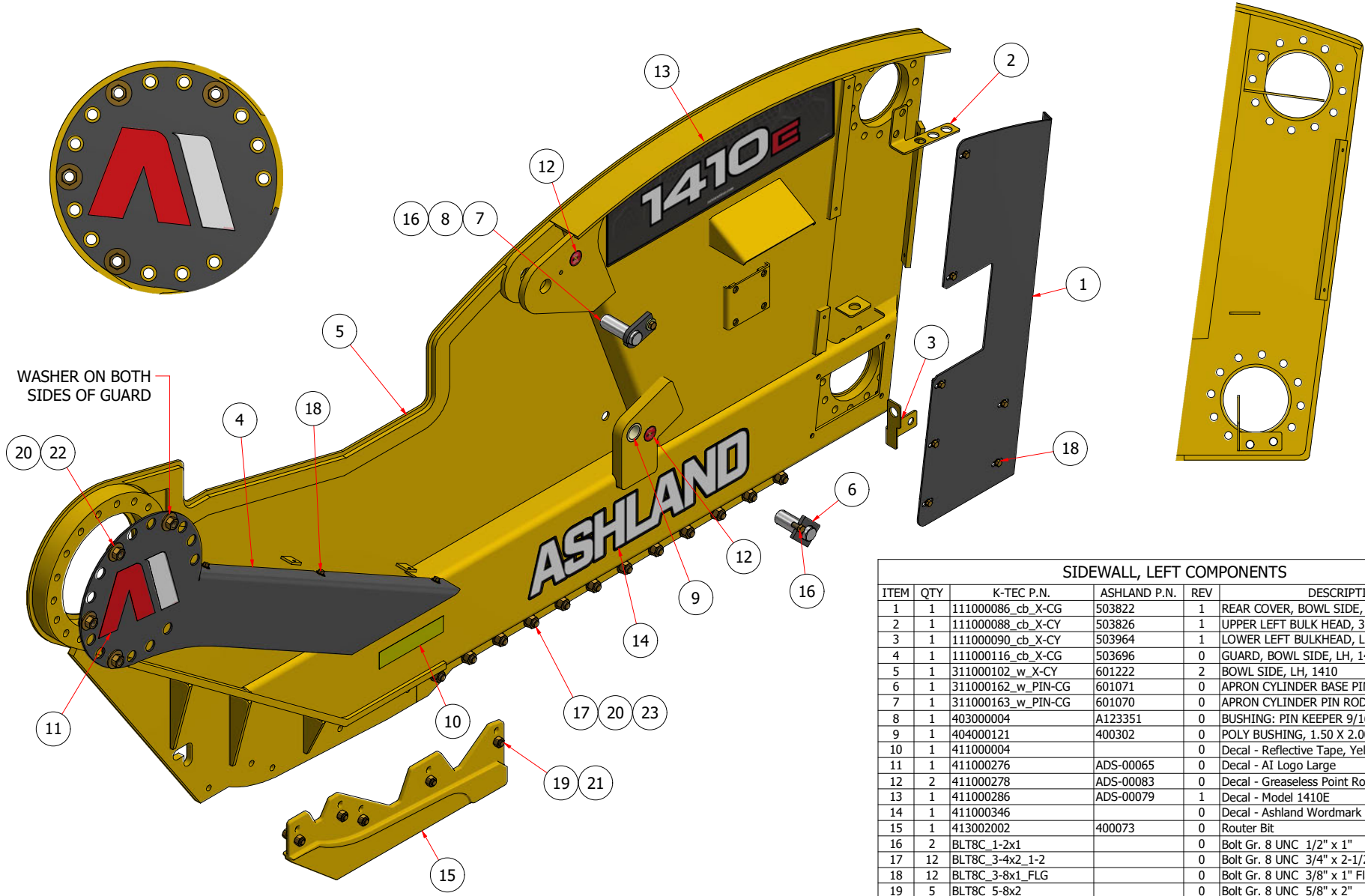


GATE COMPONENTS					
ITEM	QTY	K-TEC P.N.	ASHLAND P.N.	REV	DESCRIPTION
1	1	111000550_c_G-CY	504973	1	FILLER PLATE, APRON, 3213/2711
2	1	311000140_w_G-CY	703017	2	APRON (WELDMENT), 1410
3	2	311000163_w_PIN-CG	601070	0	APRON CYLINDER PIN ROD, POLY, 140
4	2	403000004	A123351	0	BUSHING: PIN KEEPER 9/16" X 3/4" X 3/4"
5	2	404000129	400378	0	Spherical Bearing 1.5" ID PTFE Greaseless
6	2	411000261		0	Decal - Warning, Crush Hazard
7	2	411000278	ADS-00083	0	Decal - Greaseless Point Round
8	1	411000283	ADS-00066	0	Decal: Depth Gauge
9	13	BLT5C_3-4x2_CRG		0	Bolt Gr. 5 UNC 3/4" x 2" Carriage
10	2	BLT8C_1-2x1_1-2		0	Bolt Gr. 8 UNC 1/2" x 1-1/2"
11	13	NUT8C_3-4_NYL		0	Nut Gr. 8 UNC 3/4" Nylon Lock

SECTION 1.05

STRUCTURAL

2301 1410 SIDEWALL, LEFT
(311000102-R2_A_X)



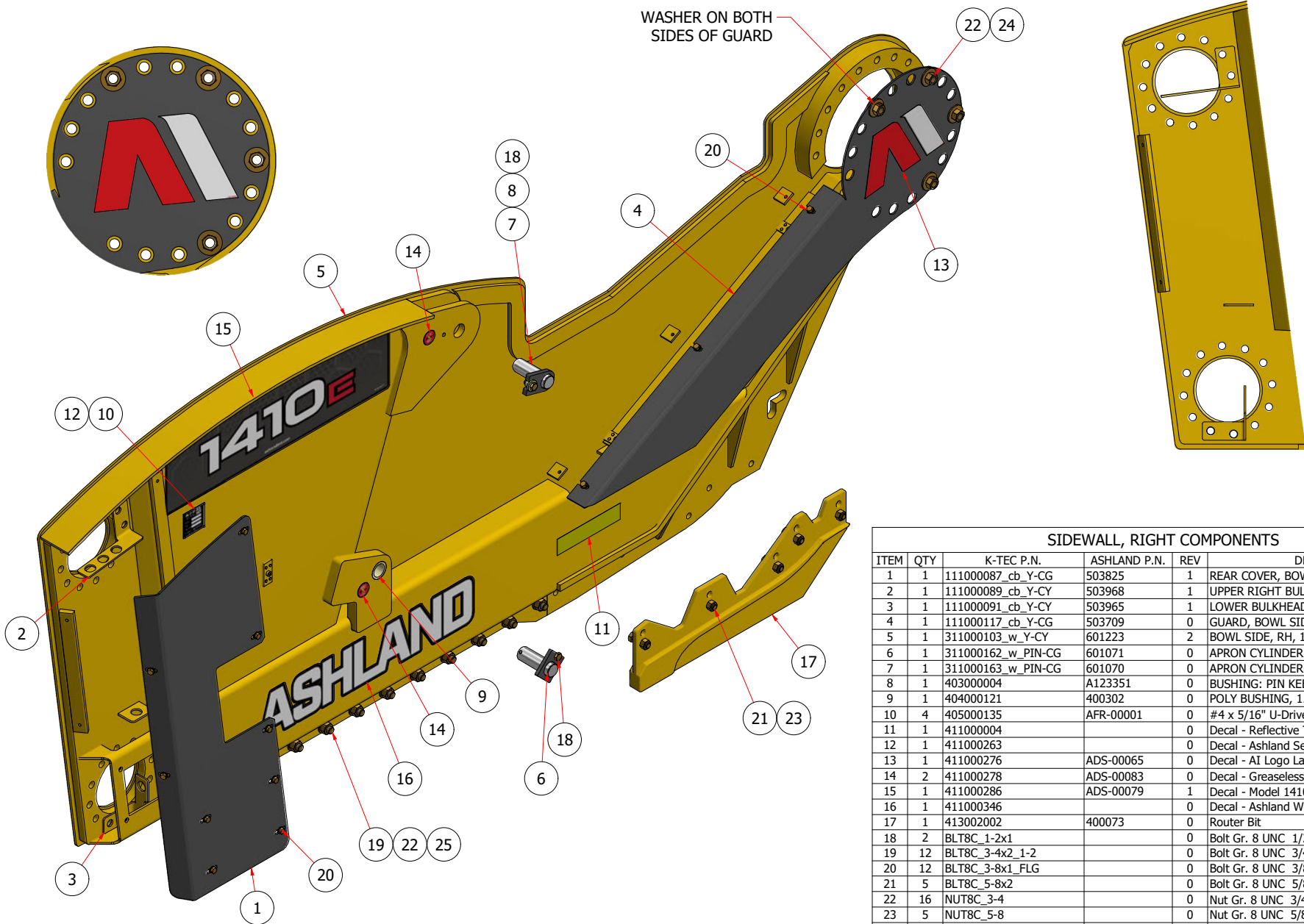
SIDEWALL, LEFT COMPONENTS

ITEM	QTY	K-TEC P.N.	ASHLAND P.N.	REV	DESCRIPTION
1	1	111000086_cb_X-CG	503822	1	REAR COVER, BOWL SIDE, LH, 1410
2	1	111000088_cb_X-CY	503826	1	UPPER LEFT BULK HEAD, 3 HOLE, 1410
3	1	111000090_cb_X-CY	503964	1	LOWER LEFT BULKHEAD, LEFT BOWL SIDE
4	1	111000116_cb_X-CG	503696	0	GUARD, BOWL SIDE, LH, 1410
5	1	311000102_w_X-CY	601222	2	BOWL SIDE, LH, 1410
6	1	311000162_w_PIN-CG	601071	0	APRON CYLINDER BASE PIN, POLY, 140
7	1	311000163_w_PIN-CG	601070	0	APRON CYLINDER PIN ROD, POLY, 140
8	1	403000004	A123351	0	BUSHING: PIN KEEPER 9/16" X 3/4" X 3/4"
9	1	404000121	400302	0	POLY BUSHING, 1.50 X 2.00 X 1.25
10	1	411000004		0	Decal - Reflective Tape, Yellow
11	1	411000276	ADS-00065	0	Decal - AI Logo Large
12	2	411000278	ADS-00083	0	Decal - Greaseless Point Round
13	1	411000286	ADS-00079	1	Decal - Model 1410E
14	1	411000346		0	Decal - Ashland Wordmark
15	1	413002002	400073	0	Router Bit
16	2	BLT8C_1-2x1		0	Bolt Gr. 8 UNC 1/2" x 1"
17	12	BLT8C_3-4x2_1-2		0	Bolt Gr. 8 UNC 3/4" x 2-1/2"
18	12	BLT8C_3-8x1_FLG		0	Bolt Gr. 8 UNC 3/8" x 1" Flange
19	5	BLT8C_5-8x2		0	Bolt Gr. 8 UNC 5/8" x 2"
20	16	NUT8C_3-4		0	Nut Gr. 8 UNC 3/4"
21	5	NUT8C_5-8		0	Nut Gr. 8 UNC 5/8"
22	8	WSH8_3-4_FLT		0	Washer Gr. 8 - 3/4" Flat
23	12	WSH8_3-4_STR		0	Washer Gr. 8 - 3/4" Structural

SECTION 1.05

STRUCTURAL

2301 1410 SIDEWALL, RIGHT
(311000103-R2_A_Y)



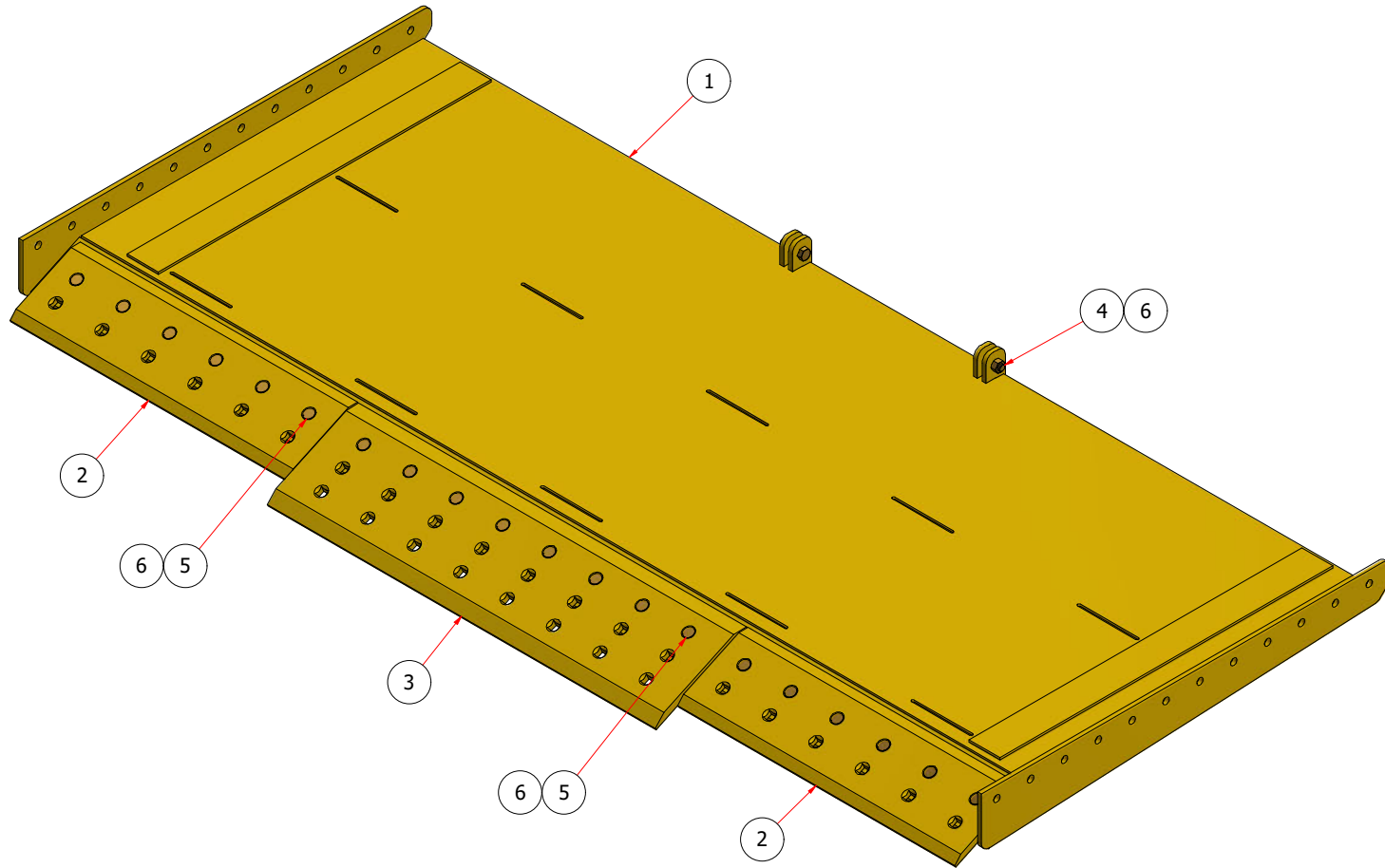
SIDEWALL, RIGHT COMPONENTS

ITEM	QTY	K-TEC P.N.	ASHLAND P.N.	REV	DESCRIPTION
1	1	111000087_cb_Y-CG	503825	1	REAR COVER, BOWL SIDE, RH, 1410
2	1	111000089_cb_Y-CY	503968	1	UPPER RIGHT BULK HEAD, 3 HOLE, 1410
3	1	111000091_cb_Y-CY	503965	1	LOWER BULKHEAD RIGHT, RIGHT SIDE BOWL
4	1	111000117_cb_Y-CG	503709	0	GUARD, BOWL SIDE, RH, 1410
5	1	311000103_w_Y-CY	601223	2	BOWL SIDE, RH, 1410
6	1	311000162_w_PIN-CG	601071	0	APRON CYLINDER BASE PIN, POLY, 140
7	1	311000163_w_PIN-CG	601070	0	APRON CYLINDER PIN ROD, POLY, 140
8	1	403000004	A123351	0	BUSHING: PIN KEEPER 9/16" X 3/4" X 3/4"
9	1	404000121	400302	0	POLY BUSHING, 1.50 X 2.00 X 1.25
10	4	405000135	AFR-00001	0	#4 x 5/16" U-Drive Screw, Round Head,
11	1	411000004		0	Decal - Reflective Tape, Yellow
12	1	411000263		0	Decal - Ashland Serial Plate (K-Tec Mfg.)
13	1	411000276	ADS-00065	0	Decal - AI Logo Large
14	2	411000278	ADS-00083	0	Decal - Greaseless Point Round
15	1	411000286	ADS-00079	1	Decal - Model 1410E
16	1	411000346		0	Decal - Ashland Wordmark
17	1	413002002	400073	0	Router Bit
18	2	BLT8C_1-2x1		0	Bolt Gr. 8 UNC 1/2" x 1"
19	12	BLT8C_3-4x2_1-2		0	Bolt Gr. 8 UNC 3/4" x 2-1/2"
20	12	BLT8C_3-8x1_FLG		0	Bolt Gr. 8 UNC 3/8" x 1" Flange
21	5	BLT8C_5-8x2		0	Bolt Gr. 8 UNC 5/8" x 2"
22	16	NUT8C_3-4		0	Nut Gr. 8 UNC 3/4"
23	5	NUT8C_5-8		0	Nut Gr. 8 UNC 5/8"
24	8	WSH8_3-4_FLT		0	Washer Gr. 8 - 3/4" Flat
25	12	WSH8_3-4_STR		0	Washer Gr. 8 - 3/4" Structural

SECTION 1.06

STRUCTURAL

2301 1410 FLOOR
(311000120-R1_A_F)



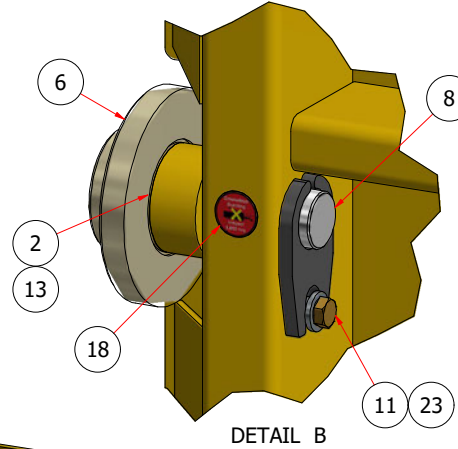
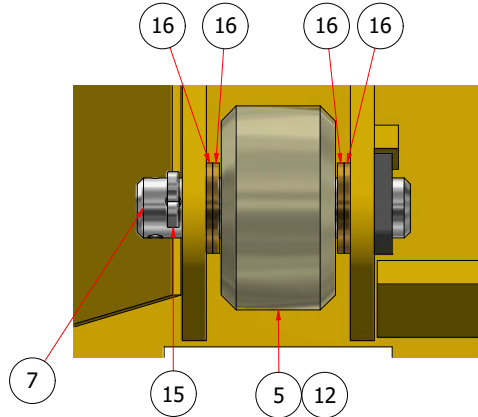
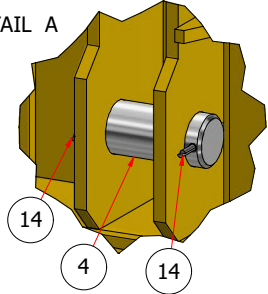
FLOOR COMPONENTS					
ITEM	QTY	K-TEC P.N.	ASHLAND P.N.	REV	DESCRIPTION
1	1	311000120_w_F-CY	601104	1	FLOOR ASS, 1410
2	2	413002000	502662	0	OUTER BLADE, 1410
3	1	413002008	400306	0	CENTER BLADE, 1410
4	2	BLT8C_3-4x2_1-2		0	Bolt Gr. 8 UNC 3/4" x 2-1/2"
5	20	BLT8C_3-4x2_3-4_PLW		0	Bolt Gr. 8 UNC 3/4" x 2-3/4" Plw
6	22	NUT8C_3-4		0	Nut Gr. 8 UNC 3/4"

SECTION 1.07

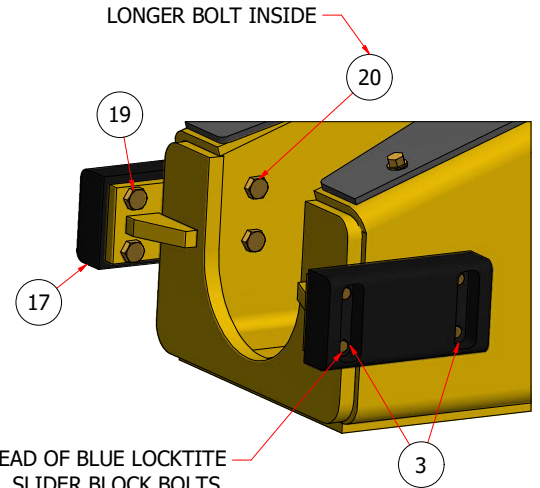
STRUCTURAL

2301 1410 EJECTOR
(311000416_A_E)

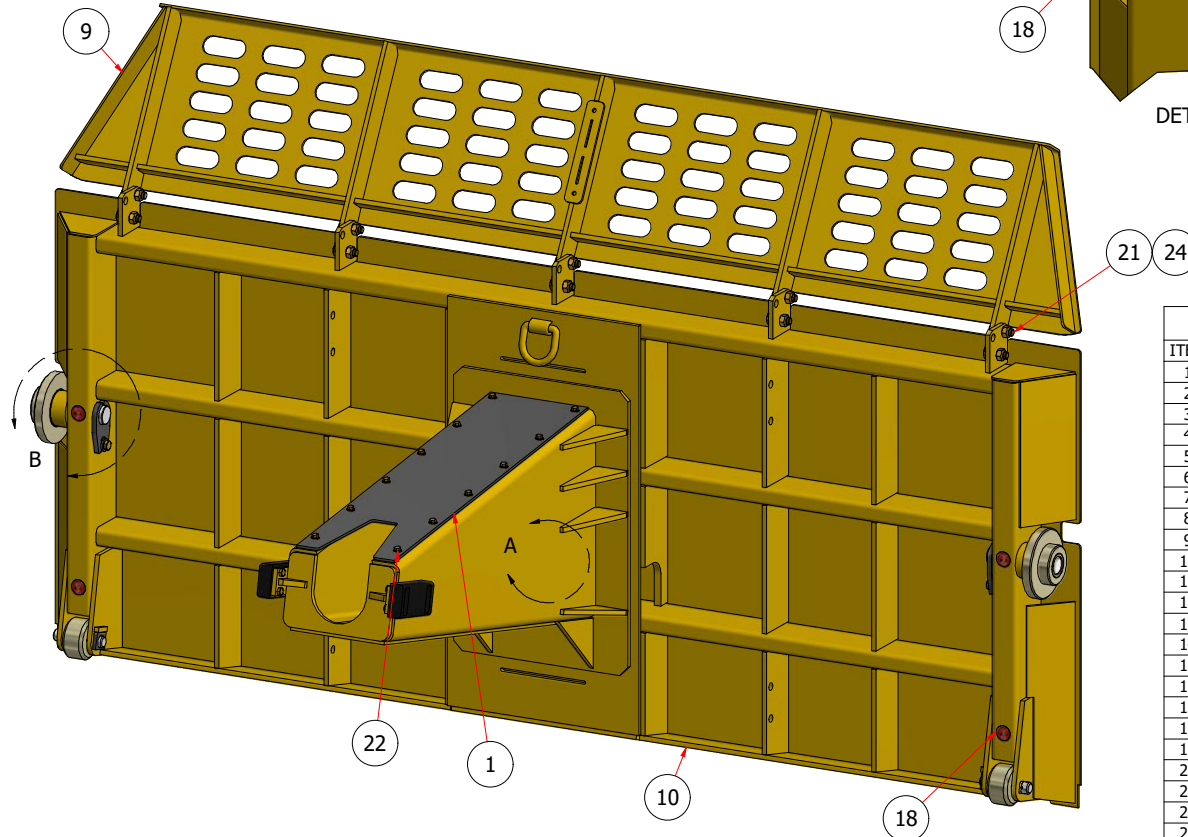
DETAIL A



DETAIL B



ADD 1/2" BEAD OF BLUE LOCKTITE TO ALL SLIDER BLOCK BOLTS.



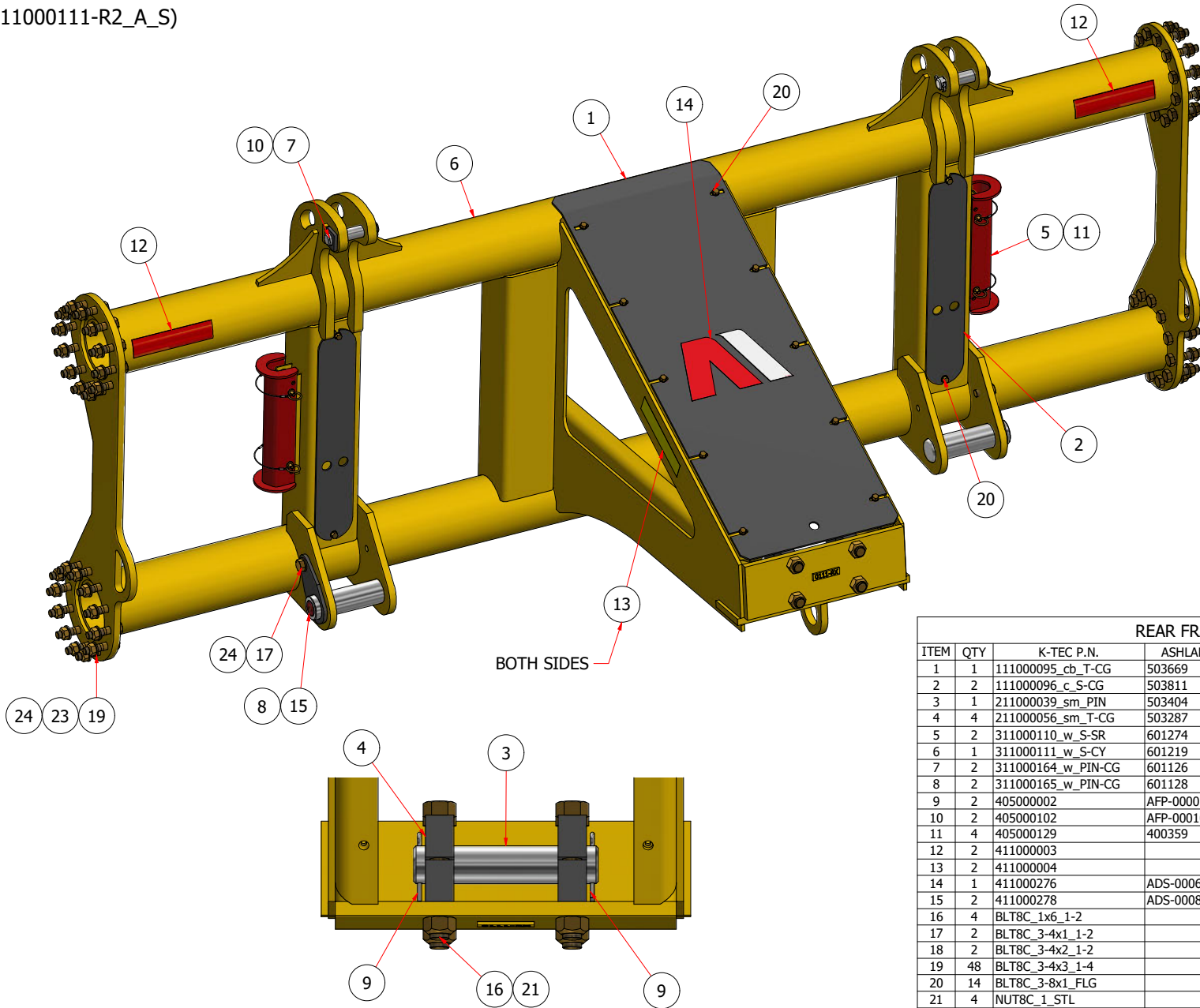
SMV SIGN KIT	
31100012 Kit	
QTY	DESCRIPTION
2	Bolt Gr. 5 UNC 3/8" x 1" Carriage
1	Decal - SMV Sign
2	Nut Gr. 8 UNC 3/8" Stover Lock
1	SMV sign holder
2	Washer Gr. 8 - 3/8" Structural

EJECTOR COMPONENTS					
ITEM	QTY	K-TEC P.N.	ASHLAND P.N.	REV	DESCRIPTION
1	1	111000142_c_E-CG	503268	0	PUSHOFF TAIL TOP, 1410
2	2	111000216_c_E-AY	502054	0	SPACER, SIDE/HOLD DOWN ROLLER
3	4	111000702_cm_E-CG		0	SLIDER BLOCK BACK PLATE
4	1	211000041_sm_E	503354	0	PIN, PUSHOFF, ROD END, 2.00 X 5.00
5	2	211000042_sm_E-CZ	503135	0	FLOOR ROLLER, POLY, 140
6	2	211000043_sm_E-CZ	503829	0	ROLLER, SIDE/ HOLD-DOWN, GREASELESS
7	2	311000164_w_PIN-CG	601126	0	PIN, REAR SECTION, POLY, 1410
8	2	311000169_w_PIN-CG	601265	0	PIN ASSEMBLY: HOLD DOWN ROLLER
9	1	311000417_w_R-CY	601199	0	CLAMPING HEADACHE RACK, 1410
10	1	311000418_w_E-CY		0	EJECTOR PUSHOFF WELDMENT
11	2	403000005	A123358	0	BUSHING 1.38 OD x .75" - .88 BOSS
12	2	404000123	400298	0	POLY BUSHING, 1.25 X 1.75 X 2.375
13	2	404000124	400355	0	Composite Bushing, 2.5" OD x 2" ID x 2.125" L
14	2	405000002	AFP-00001	0	Cotter Pin 1/4" x 3"
15	2	405000102	AFP-00010	0	Cotter Pin 1/4" x 2"
16	8	405000133	AFW-00015	0	Washer: 1-7/8" OD x 1 1/4" ID x 1/8" THICK
17	2	408000031	503337	2	SLIDE BLOCK, PUSHOFF, 1410
18	4	411000278	ADS-00083	0	Decal - Greaseless Point Round
19	4	BLT8C_1-2x1_1-2		0	Bolt Gr. 8 UNC 1/2" x 1-1/2"
20	4	BLT8C_1-2x1_3-4		0	Bolt Gr. 8 UNC 1/2" x 1-3/4"
21	10	BLT8C_3-4x2		0	Bolt Gr. 8 UNC 3/4" x 2"
22	12	BLT8C_3-8x1_FLG		0	Bolt Gr. 8 UNC 3/8" x 1" Flange
23	2	BLT8C_5-8x1_1-2		0	Bolt Gr. 8 UNC 5/8" x 1-1/2"
24	10	NUT8C_3-4_STL		0	Nut Gr. 8 UNC 3/4" Stover Lock

SECTION 1.08

STRUCTURAL

2301 1410 REAR FRAME
(311000111-R2_A_S)



BOTH SIDES

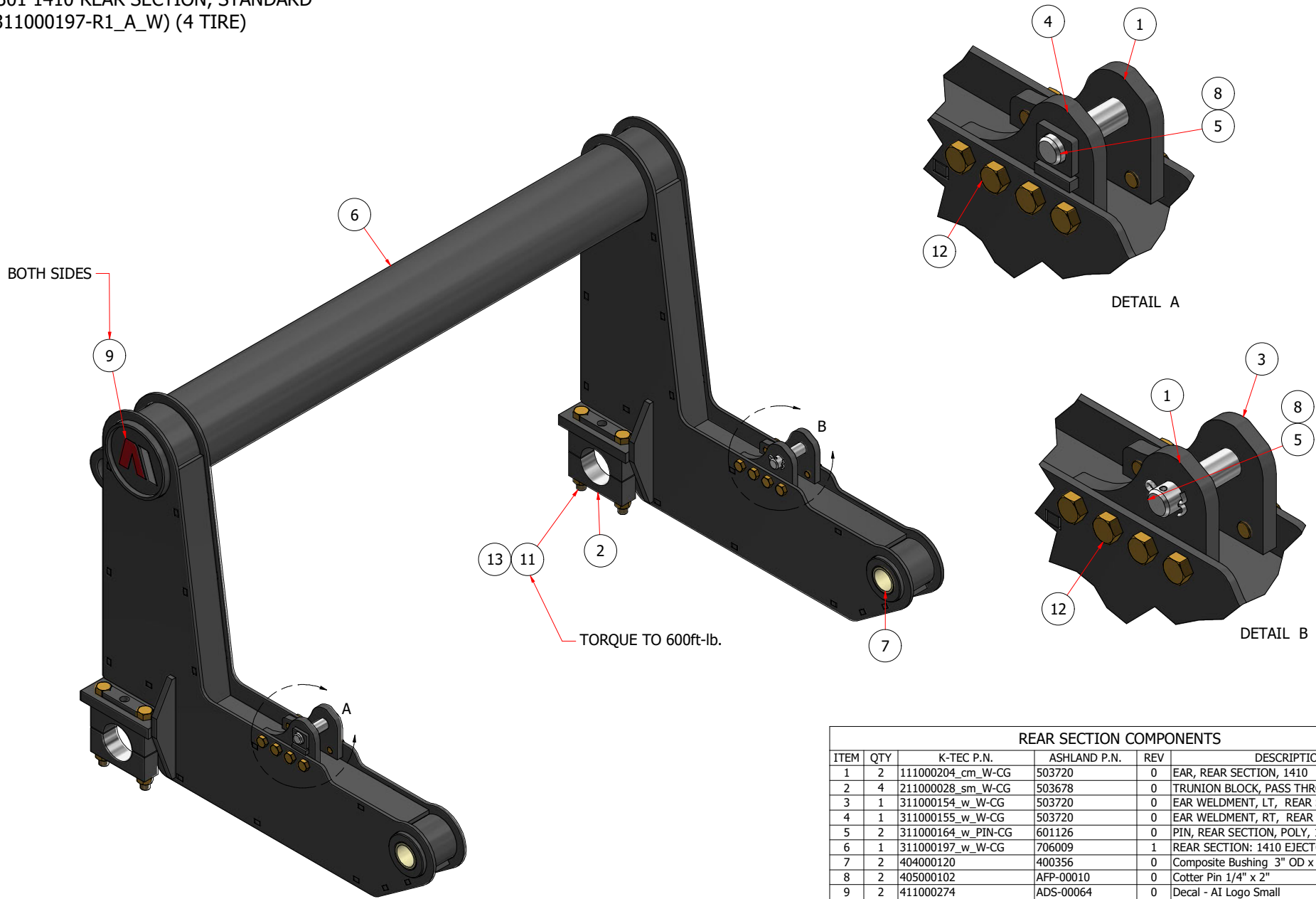
REAR FRAME COMPONENTS

ITEM	QTY	K-TEC P.N.	ASHLAND P.N.	REV	DESCRIPTION
1	1	111000095_cb_T-CG	503669	1	BOLT ON GUARD, REAR FRAME, 1410
2	2	111000096_c_S-CG	503811	1	SHIELD, REAR FRAME, 1410
3	1	211000039_sm_PIN	503404	0	PIN, PUSHOFF BUCKET, 2.00 X 9.50,
4	4	211000056_sm_T-CG	503287	0	TRUNION BLOCK, REAR TRUSS, 1410
5	2	311000110_w_S-SR	601274	1	CYLINDER LOCK UP, 2" ROD, LIFT/APRON
6	1	311000111_w_S-CY	601219	1	REAR FRAME, 1410
7	2	311000164_w_PIN-CG	601126	0	PIN, REAR SECTION, POLY, 1410
8	2	311000165_w_PIN-CG	601128	0	PIN, REAR SECTION, 2 1/2", POLY, 1410
9	2	405000002	AFP-00001	0	Cotter Pin 1/4" x 3"
10	2	405000102	AFP-00010	0	Cotter Pin 1/4" x 2"
11	4	405000129	400359	0	Clevis Pin 3/8", 4" Usable
12	2	411000003		0	Decal - Reflective Tape, Red
13	2	411000004		0	Decal - Reflective Tape, Yellow
14	1	411000276	ADS-00065	0	Decal - AI Logo Large
15	2	411000278	ADS-00083	0	Decal - Greaseless Point Round
16	4	BLT8C_1x6_1-2		0	Bolt Gr. 8 UNC 1" x 6-1/2"
17	2	BLT8C_3-4x1_1-2		0	Bolt Gr. 8 UNC 3/4" x 1-1/2"
18	2	BLT8C_3-4x2_1-2		0	Bolt Gr. 8 UNC 3/4" x 2-1/2"
19	48	BLT8C_3-4x3_1-4		0	Bolt Gr. 8 UNC 3/4" x 3-1/4"
20	14	BLT8C_3-8x1_FLG		0	Bolt Gr. 8 UNC 3/8" x 1" Flange
21	4	NUT8C_1_STL		0	Nut Gr. 8 UNC 1" Stover Lock
22	2	NUT8C_3-4		0	Nut Gr. 8 UNC 3/4"
23	48	NUT8C_3-4_STL	504672	0	Nut Gr. 8 UNC 3/4" Stover Lock
24	50	WSH8_3-4_STR	601697	0	Washer Gr. 8 - 3/4" Structural

SECTION 1.09

STRUCTURAL

2301 1410 REAR SECTION, STANDARD
(311000197-R1_A_W) (4 TIRE)



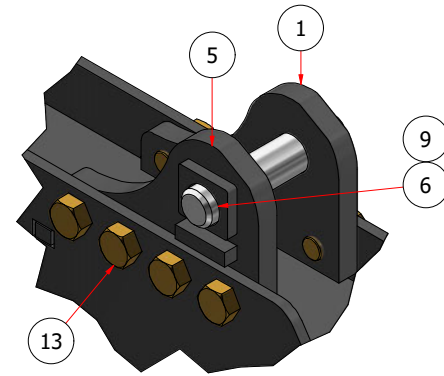
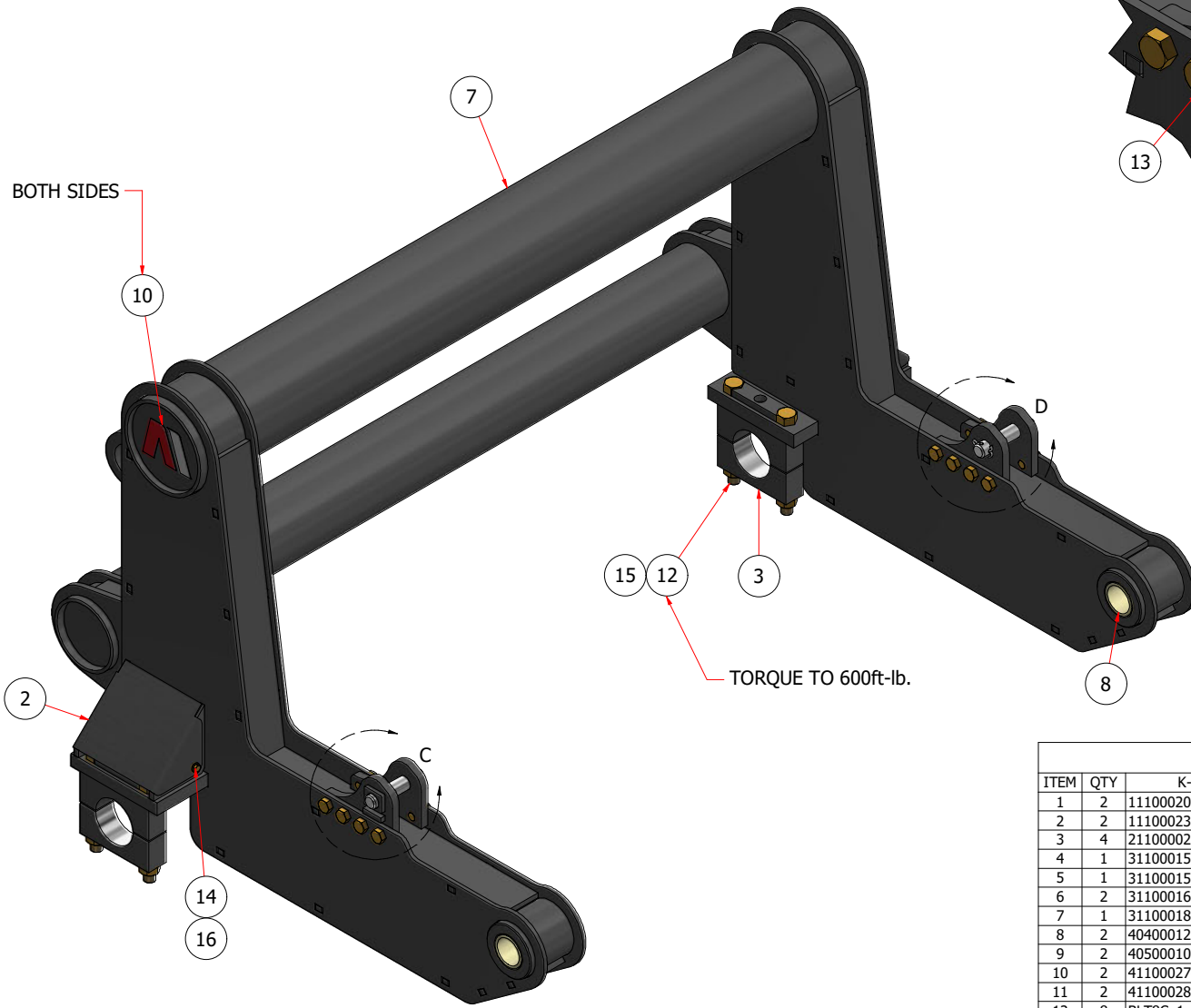
REAR SECTION COMPONENTS

ITEM	QTY	K-TEC P.N.	ASHLAND P.N.	REV	DESCRIPTION
1	2	111000204_cm_W-CG	503720	0	EAR, REAR SECTION, 1410
2	4	211000028_sm_W-CG	503678	0	TRUNION BLOCK, PASS THROUGH AXLE
3	1	311000154_w_W-CG	503720	0	EAR WELDMENT, LT, REAR SECTION
4	1	311000155_w_W-CG	503720	0	EAR WELDMENT, RT, REAR SECTION
5	2	311000164_w_PIN-CG	601126	0	PIN, REAR SECTION, POLY, 1410
6	1	311000197_w_W-CG	706009	1	REAR SECTION: 1410 EJECTOR
7	2	404000120	400356	0	Composite Bushing 3" OD x 2.5" ID x 5.75
8	2	405000102	AFP-00010	0	Cotter Pin 1/4" x 2"
9	2	411000274	ADS-00064	0	Decal - AI Logo Small
10	2	411000281	ADS-00091	0	Decal - Lift Point Round
11	8	BLT8C_1x9		0	Bolt Gr. 8 UNC 1" x 9"
12	16	BLT8C_3-4x1_1-4		0	Bolt Gr. 8 UNC 3/4" x 1-1/4"
13	8	NUT8C_1_STL		0	Nut Gr. 8 UNC 1" Stover Lock

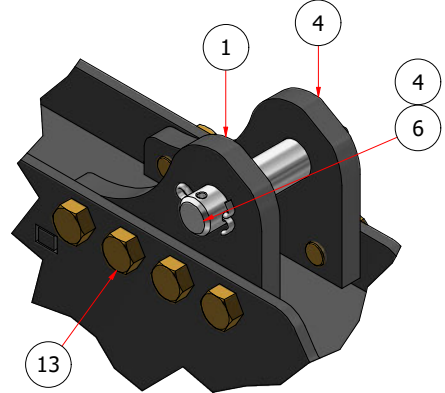
SECTION 1.09

STRUCTURAL

2301 1410 REAR SECTION, STANDARD
(311000184_A_W) (2 TIRE)



DETAIL C



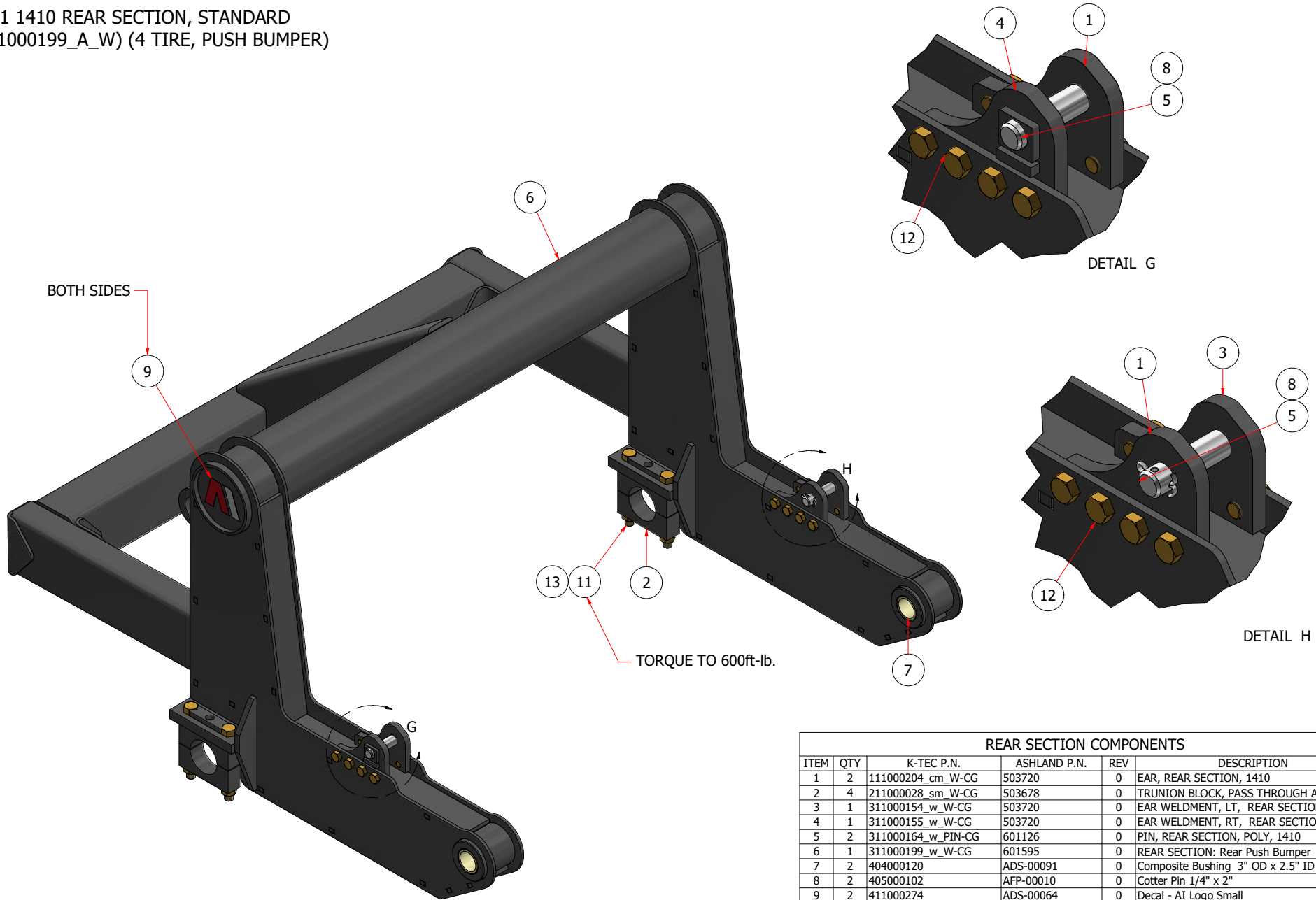
DETAIL D

REAR SECTION COMPONENTS					
ITEM	QTY	K-TEC P.N.	ASHLAND P.N.	REV	DESCRIPTION
1	2	111000204_cm_W-CG	503720	0	EAR, REAR SECTION, 1410
2	2	111000230_cb_W-CG	503962	0	DIRT SHIELD, TRUSS, 1410
3	4	211000028_sm_W-CG	503678	0	TRUNION BLOCK, PASS THROUGH AXLE
4	1	311000154_w_W-CG	503720	0	EAR WELDMENT, LT, REAR SECTION
5	1	311000155_w_W-CG	503720	0	EAR WELDMENT, RT, REAR SECTION
6	2	311000164_w_PIN-CG	601126	0	PIN, REAR SECTION, POLY, 1410
7	1	311000184_w_W-CG	706011	0	REAR SECTION: 1410 TWO TIRE VERSION
8	2	404000120	Ashland 400307	0	Composite Bushing 3" OD x 2.5" ID x 5.75
9	2	405000102	AFP-00010	0	Cotter Pin 1/4" x 2"
10	2	411000274	ADS-00064	0	Decal - AI Logo Small
11	2	411000281	Ashland ADS-00091	0	Decal - Lift Point Round
12	8	BLT8C_1x9		0	Bolt Gr. 8 UNC 1" x 9"
13	16	BLT8C_3-4x1_1-4		0	Bolt Gr. 8 UNC 3/4" x 1-1/4"
14	4	BLT8C_3-8x1	400356	0	Bolt Gr. 8 UNC 3/8" x 1"
15	8	NUT8C_1_STL		0	Nut Gr. 8 UNC 1" Stover Lock
16	4	WSH8_3-8_STR		0	Washer Gr. 8 - 3/8" Structural

SECTION 1.09

STRUCTURAL

2301 1410 REAR SECTION, STANDARD
(311000199_A_W) (4 TIRE, PUSH BUMPER)

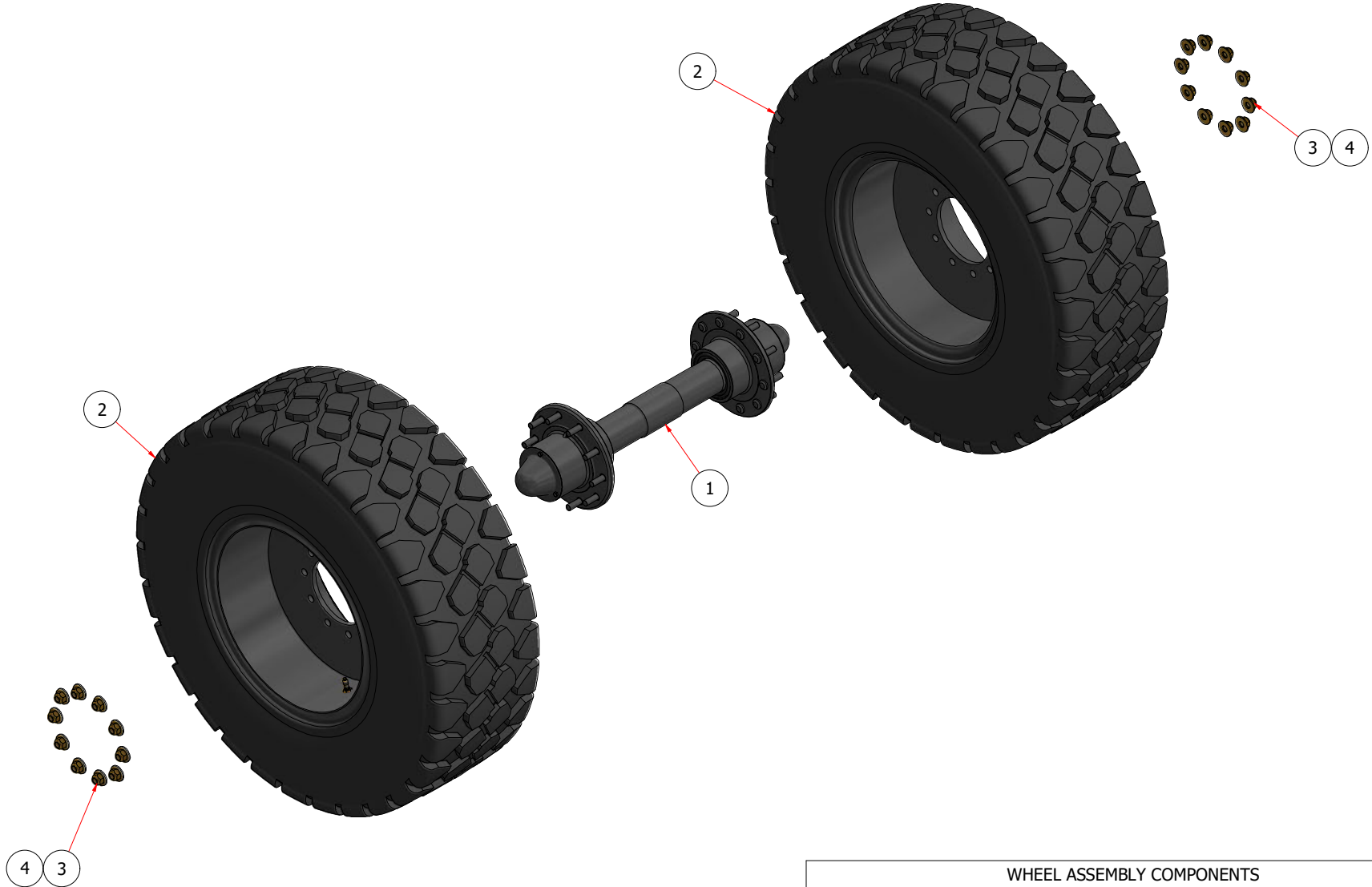


REAR SECTION COMPONENTS					
ITEM	QTY	K-TEC P.N.	ASHLAND P.N.	REV	DESCRIPTION
1	2	111000204_cm_W-CG	503720	0	EAR, REAR SECTION, 1410
2	4	211000028_sm_W-CG	503678	0	TRUNION BLOCK, PASS THROUGH AXLE
3	1	311000154_w_W-CG	503720	0	EAR WELDMENT, LT, REAR SECTION
4	1	311000155_w_W-CG	503720	0	EAR WELDMENT, RT, REAR SECTION
5	2	311000164_w_PIN-CG	601126	0	PIN, REAR SECTION, POLY, 1410
6	1	311000199_w_W-CG	601595	0	REAR SECTION: Rear Push Bumper
7	2	404000120	ADS-00091	0	Composite Bushing 3" OD x 2.5" ID x 5.75
8	2	405000102	AFP-00010	0	Cotter Pin 1/4" x 2"
9	2	411000274	ADS-00064	0	Decal - AI Logo Small
10	2	411000281	Ashland ADS-00091	0	Decal - Lift Point Round
11	8	BLT8C_1x9		0	Bolt Gr. 8 UNC 1" x 9"
12	16	BLT8C_3-4x1_1-4		0	Bolt Gr. 8 UNC 3/4" x 1-1/4"
13	8	NUT8C_1_STL		0	Nut Gr. 8 UNC 1" Stover Lock

SECTION 1.10

STRUCTURAL

2301 1410 WHEEL ASSEMBLY
(311000176_A_W) (4 TIRE)



WHEEL ASSEMBLY COMPONENTS					
ITEM	QTY	K-TEC P.N.	ASHLAND P.N.	REV	DESCRIPTION
1	1	311000175_a_W-CG	601262	0	HUB ASSEMBLY, DOUBLE ENDED, 1410
2	2	311000177_A_W		0	Wheel - Tire & Rim 17.5 R25
3	20	NUT8F_3-4_LUG		0	Nut Gr. 8 UNF 3/4" -16 Conical Lug Nut
4	20	WSH8_3-4_FLT		0	Washer Gr. 8 - 3/4" Flat

SECTION 1.10

STRUCTURAL

2301 1410 WHEEL ASSEMBLY
(311000215_A_W) (2 TIRE)

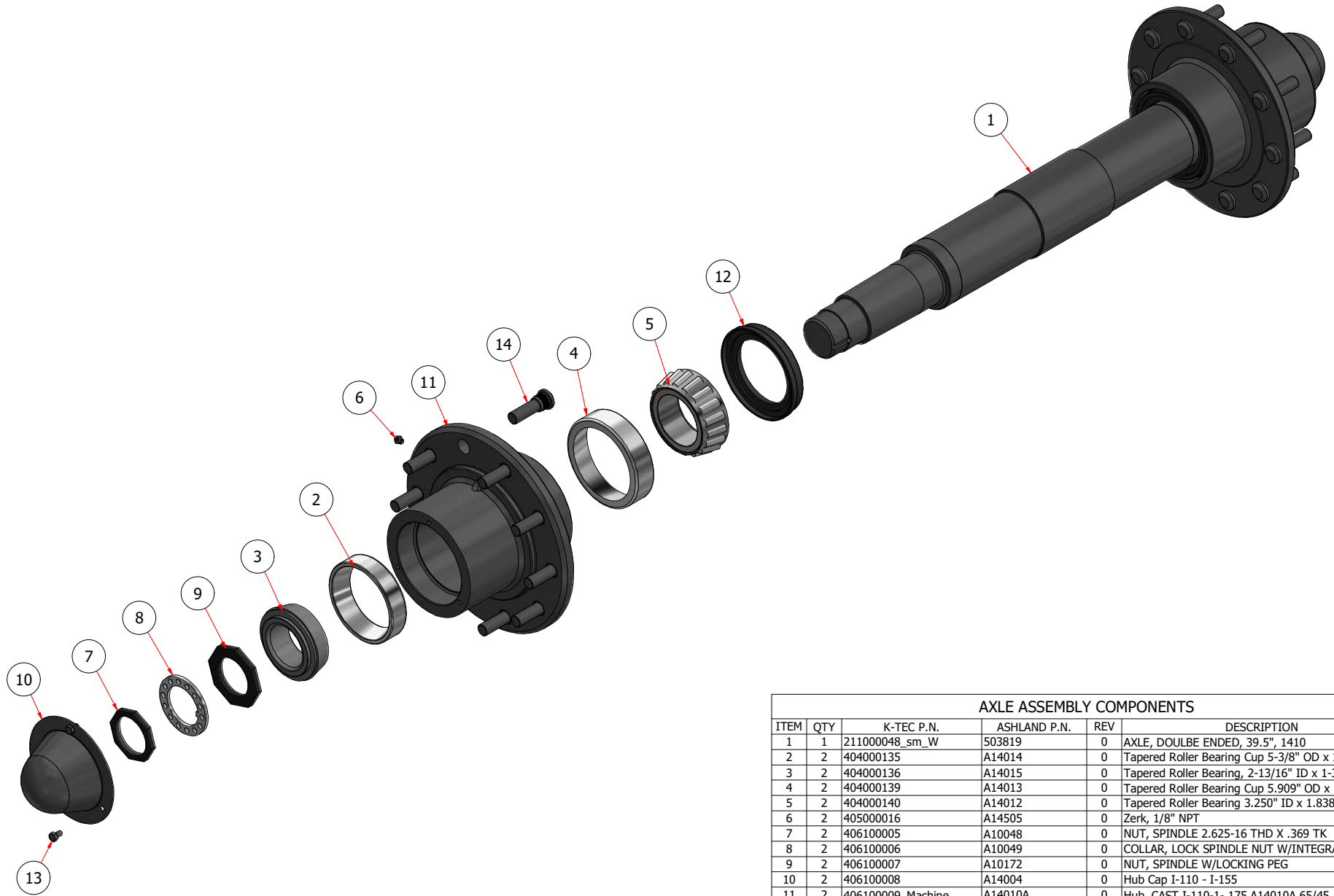


WHEEL ASSEMBLY COMPONENTS					
ITEM	QTY	K-TEC P.N.	ASHLAND P.N.	REV	DESCRIPTION
1	1	311000121_A_W		0	Wheel - Tire & Rim 20.5 R25
2	1	311000216_a_W-CG	601349	0	HUB ASSEMBLY, SINGLE ENDED, 1410
3	10	NUT8F_3-4_LUG		0	Nut Gr. 8 UNF 3/4" -16 Conical Lug Nut
4	10	WSH8_3-4_FLT		0	Washer Gr. 8 - 3/4" Flat

SECTION 1.10

STRUCTURAL

1410 AXLE ASSEMBLY, DOUBLE ENDED
(311000175_a_W-CG)

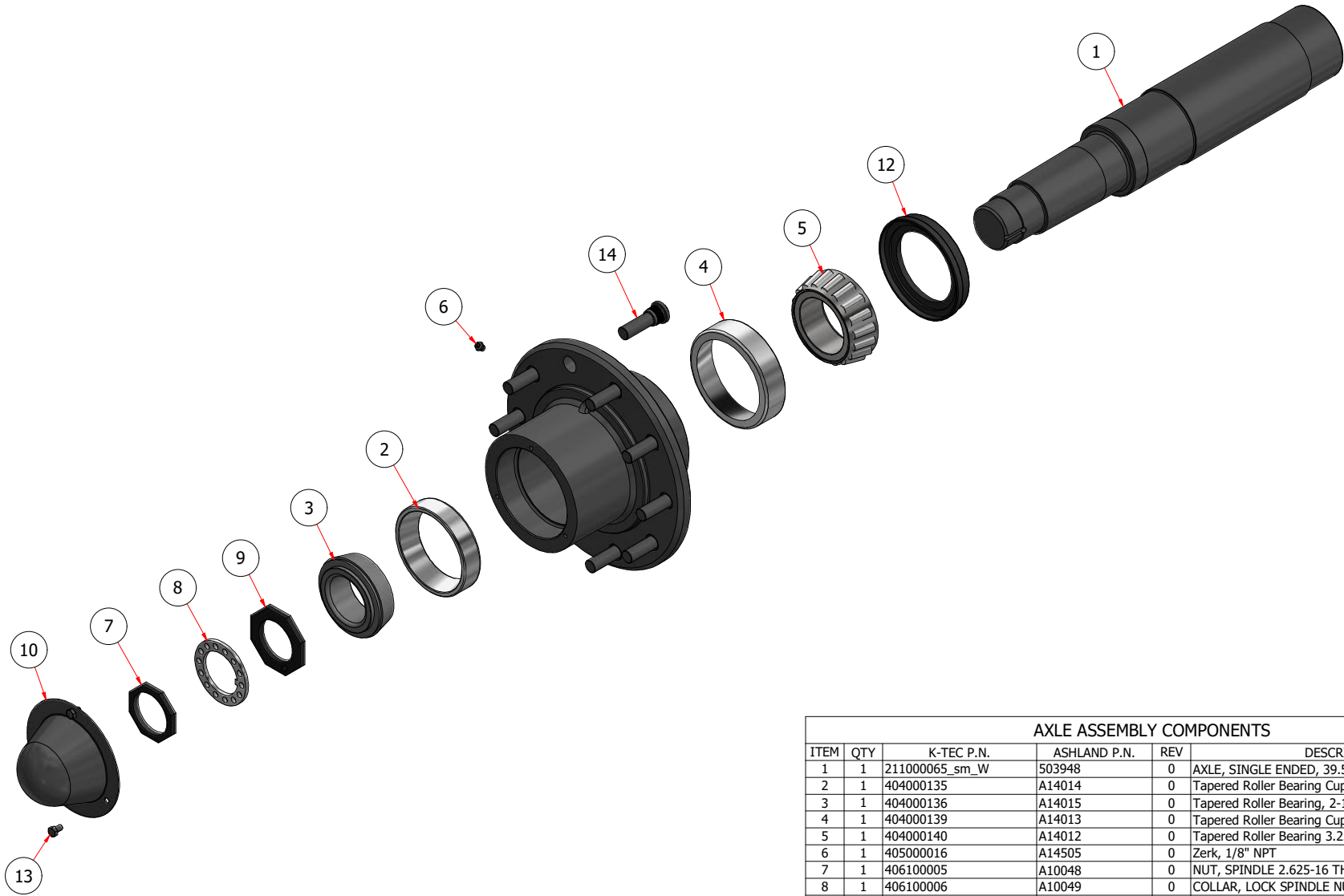


AXLE ASSEMBLY COMPONENTS					
ITEM	QTY	K-TEC P.N.	ASHLAND P.N.	REV	DESCRIPTION
1	1	211000048_sm_W	503819	0	AXLE, DOULBE ENDED, 39.5", 1410
2	2	404000135	A14014	0	Tapered Roller Bearing Cup 5-3/8" OD x 1-1/4"
3	2	404000136	A14015	0	Tapered Roller Bearing, 2-13/16" ID x 1-3/4"
4	2	404000139	A14013	0	Tapered Roller Bearing Cup 5.909" OD x 1.438"
5	2	404000140	A14012	0	Tapered Roller Bearing 3.250" ID x 1.838"
6	2	405000016	A14505	0	Zerk, 1/8" NPT
7	2	406100005	A10048	0	NUT, SPINDLE 2.625-16 THD X .369 TK
8	2	406100006	A10049	0	COLLAR, LOCK SPINDLE NUT W/INTEGRAL KEY
9	2	406100007	A10172	0	NUT, SPINDLE W/LOCKING PEG
10	2	406100008	A14004	0	Hub Cap I-110 - I-155
11	2	406100009_Machine	A14010A	0	Hub, CAST I-110-1- 175 A14010A 65/45
12	2	422000149	A14011	0	Grease Seal
13	6	BLT8C_5-16x1-2		0	Bolt Gr. 8 UNC 5/16" x 1/2"
14	20	BLT8F_3-4x2_3-4_STUD		0	3/4-16 X 2 3/4" LG, (E-5720-R)

SECTION 1.10

STRUCTURAL

1410 AXLE ASSEMBLY SINGLE ENDED
(311000216_a_W-CG)



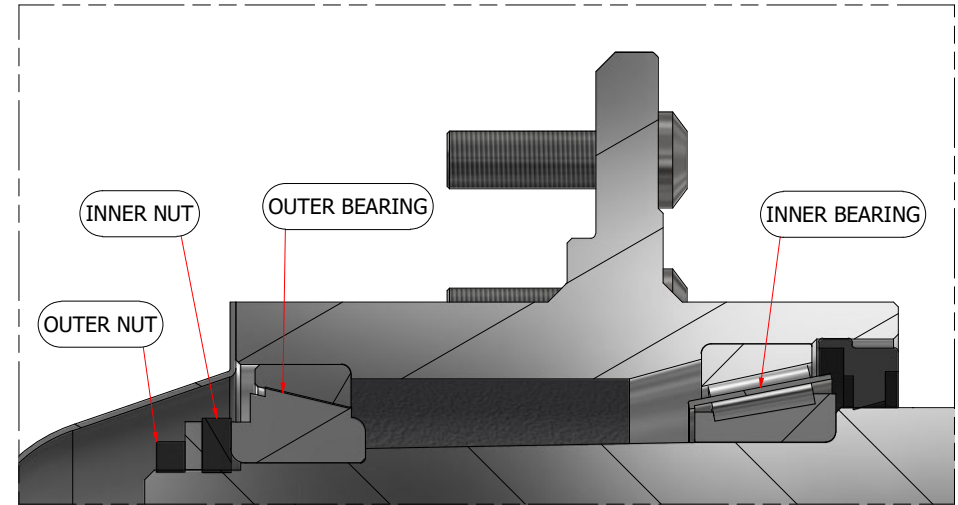
AXLE ASSEMBLY COMPONENTS					
ITEM	QTY	K-TEC P.N.	ASHLAND P.N.	REV	DESCRIPTION
1	1	211000065_sm_W	503948	0	AXLE, SINGLE ENDED, 39.5", 1410
2	1	404000135	A14014	0	Tapered Roller Bearing Cup 5-3/8" OD x 1-1/4"
3	1	404000136	A14015	0	Tapered Roller Bearing, 2-13/16" ID x 1-3/4"
4	1	404000139	A14013	0	Tapered Roller Bearing Cup 5.909" OD x 1.438"
5	1	404000140	A14012	0	Tapered Roller Bearing 3.250" ID x 1.838"
6	1	405000016	A14505	0	Zerk, 1/8" NPT
7	1	406100005	A10048	0	NUT, SPINDLE 2.625-16 THD X .369 TK
8	1	406100006	A10049	0	COLLAR, LOCK SPINDLE NUT W/INTEGRAL KEY
9	1	406100007	A10172	0	NUT, SPINDLE W/LOCKING PEG
10	1	406100008	A14004	0	Hub Cap I-110 - I-155
11	1	406100009_Machine	A14010A	0	Hub, CAST I-110-1- 175 A14010A 65/45
12	1	422000149	A14011	0	Grease Seal
13	3	BLT8C_5-16x1-2		0	Bolt Gr. 8 UNC 5/16" x 1/2"
14	10	BLT8F_3-4x2_3-4_STUD		0	3/4-16 X 2 3/4" LG, (E-5720-R)

SECTION 1.10


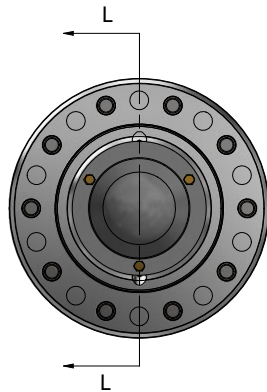
INSTRUCTIONS

1410 AXLE ASSEMBLY

1. Apply **Loctite 243** and torque grease zerk to **20 ft-lb**.
2. Press bearing cups on both sides into hub.
3. Grease both bearings with **Mobilgrease XHP 222**.
4. Place INNER greased bearing into cup.
5. Place grease seal into the hub.
6. Insert hub onto axle shaft.
7. Place OUTER greased bearing into cup.
8. Install INNER spindle nut onto axle.
9. Torque INNER spindle nut to **165 ft-lb** while rotating axle.
10. Loosen inner spindle nut by 1 full turn.
11. Re-torque INNER spindle nut to **55 ft-lb**.
12. Rotate hub and loosen inner spindle nut by 1/4 turn.
13. Re-torque INNER spindle nut to final spec of **12 ft-lb**.
14. Place spindle lock ring onto axle.
15. Install OUTER spindle nut onto axle.
16. Torque OUTER spindle nut to **300-350 ft-lb**.
17. Add extra grease around the bearing components.
18. Apply **SI 587 Silicone Gasket Maker** to face of the hub cap edge.
19. Place hubcap onto hub.
20. Apply **Loctite 243** to hubcap bolts and torque to **25 ft-lb**.
21. Repeat process for other end of double axle.



DETAIL M



SECTION L-L

NOTE:
THE FOLLOWING HUB ASSEMBLY PROCEDURE IS TYPICAL FOR BOTH SIDES AND IS APPLICABLE FOR SINGLE ENDED AXLES.

SECTION 2.00

HYDRAULICS

HYDRAULIC FITTINGS TORQUE SPECIFICATIONS

JIC Flare Torque Values (Lubricated)

SAE No.	Tube Size O.D.	Nut Size Across Flats	Torque Value N.m	Torque Value lb.-ft.	F.F.F.T Flats
-04	1/4"	9/16"	15-16	11-12	2
-06	3/8"	11/16"	24-27	18-20	1 1/2
-08	1/2"	7/8"	41-53	36-39	1 1/2
-12	3/4"	1-1/4"	107-119	79-88	1 1/4
-16	1"	1-1/2"	146-153	108-113	1
-20	1 1/4"	1-7/8"	172-180	127-133	1
-24	1 1/2"	2-1/8"	214-226	158-167	1

O-Ring Boss Torque Values (Lubricated)

SAE No.	Tube Size O.D.	Nut Size Across Flats	Torque Value N.m	Torque Value lb.-ft.	F.F.F.T Flats
-04	1/4"	9/16"	18-20	13-15	1
-06	3/8"	11/16"	27-34	22-25	1
-08	1/2"	7/8"	54-58	40-43	1
-12	3/4"	1-1/4"	92-102	68-75	1
-16	1"	1-1/2"	152-169	112-123	3/4
-20	1 1/4"	1-7/8"	198-226	146-200	3/4
-24	1 1/2"	2-1/8"	209-291	154-215	1/2

O-Ring Face Seal Torque Values (Lubricated)

SAE No.	Tube Size O.D.	Nut Size Across Flats	Torque Value N.m	Torque Value lb.-ft.	F.F.F.T Flats
-04	1/4"	9/16"	14-16	10-12	1
-06	3/8"	11/16"	24-27	18-20	1
-08	1/2"	7/8"	43-47	32-35	1
-12	3/4"	1-1/4"	88-95	65-70	1
-16	1"	1-1/2"	125-136	92-100	3/4
-20	1 1/4"	1-7/8"	170-190	125-140	3/4
-24	1 1/2"	2-1/8"	203-224	150-165	3/4

Pipe Thread Torque Values

SAE No.	Tube Size O.D.	Nut Size Across Flats	Torque Value N.m	Torque Value lb.-ft.	F.F.F.T Flats
-04	1/4"	9/16"	34	25	3/4-1 3/4
-06	3/8"	11/16"	54	40	3/4-1 3/4
-08	1/2"	7/8"	73	54	1/2-1 1/2
-12	3/4"	1-1/4"	106	78	1/2-1 1/2
-16	1"	1-1/2"	152	112	1/2-1 1/2
-20	1 1/4"	1-7/8"	209	154	1/2-1 1/2
-24	1 1/2"	2-1/8"	286	211	1/2-1 1/2

Flats From Finger Tight (F.F.F.T)

is a **Turn Method** that counts the number of hex flats past the finger tightened position.

Assembly Steps With a Visual Check

- 1) With the tube flared, make sure the tubing and threads are clean.
- 2) Lubricate the threads with 10W hydraulic oil.
- 3) Hand tighten the nut/sleeve (approx. 30 lb-in.).
- 4) Make alignment marks on the nut and fitting.
- 5) Proceed to tighten to F.F.F.T. or lb-ft. values.
- 6) When fully tightened make a 2nd set of alignment marks at the fully tightened position.

O-Ring Boss Assembly

- 1) **Inspect the components** and make sure the port, O-ring, sealing surfaces, and threads are clean, and free of damage.
- 2) **Install an O-ring** if needed. Take special care not to cut it on the threads. We install our O-rings with special mandrels, or cones.
- 3) **Lubricate** the threads and O-ring with 10W hydraulic oil.
- 4) For an adjustable ORB, completely **back off the locknut/washer**.
- 5) **Hand tighten** the fitting until it contacts the port surface.
- 6) Proceed to **tighten** the proper specified **torque value**.

As the Temperature Rises...

- + 212F = Water boils off.
- + 600F = Flux starts to bubble.
- + 800F = Flux becomes translucent.
- + 1100F = Flux melts and becomes clear and active, looks like water.
- + 1125F = Silver braze ring melts.
- + 1140F = Silver flows evenly throughout the joint allowing the braze sleeve to drop and be fully seated.
At this point the metal will take on a dark reddish look.

SECTION 2.00

HYDRAULICS

HYDRAULICS CODING BREAKDOWN

- mj - Male JIC
- fj - Female JIC
- mp - Male Pipe
- fp - Female Pipe
- mb - Make ORB
- fb - Female ORB
- x - Swivel
- mf - Male Flat Face
- ff - Female Flat Face

- 6 - 3/8"
- 8 - 1/2"
- 12 - 3/4"
- 16 - 1"

42408_107-5012fjx12fjx

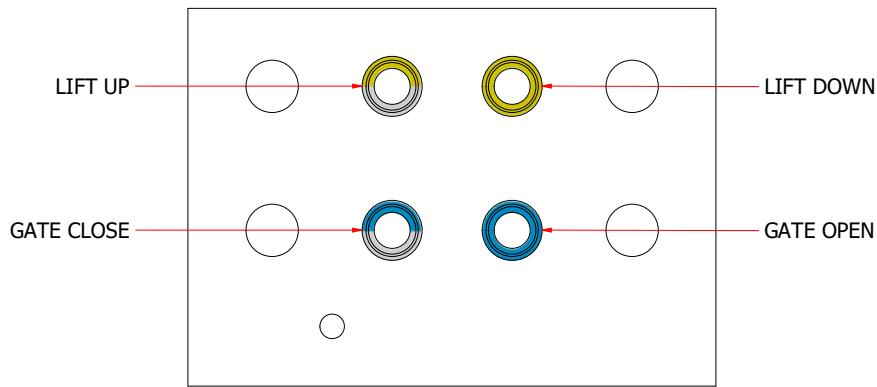
Hose Inner Diameter Hose Length (in) Hose Ends Fittings

FACTORY RECOMMENDED CONTROL SET UP

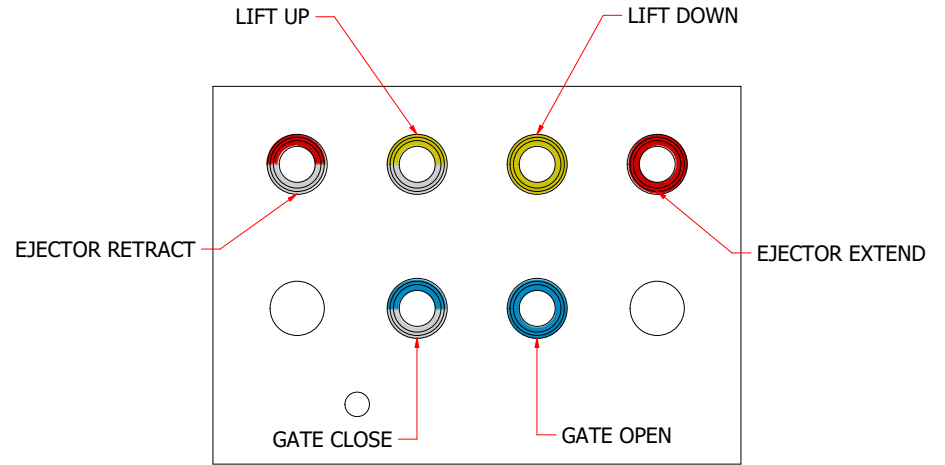
SOLID COLOR HOSES

LIFT	GATE	EJECTOR
DOWN	OPEN	EXTEND
REMOTE	REMOTE	REMOTE
1	2	3
YELLOW	BLUE	RED
LIFT	GATE	EJECTOR
UP	CLOSE	RETRACT

DOTTED COLOR HOSES



SINGLE STANDARD
(VIEW FROM FRONT OF SCRAPER)

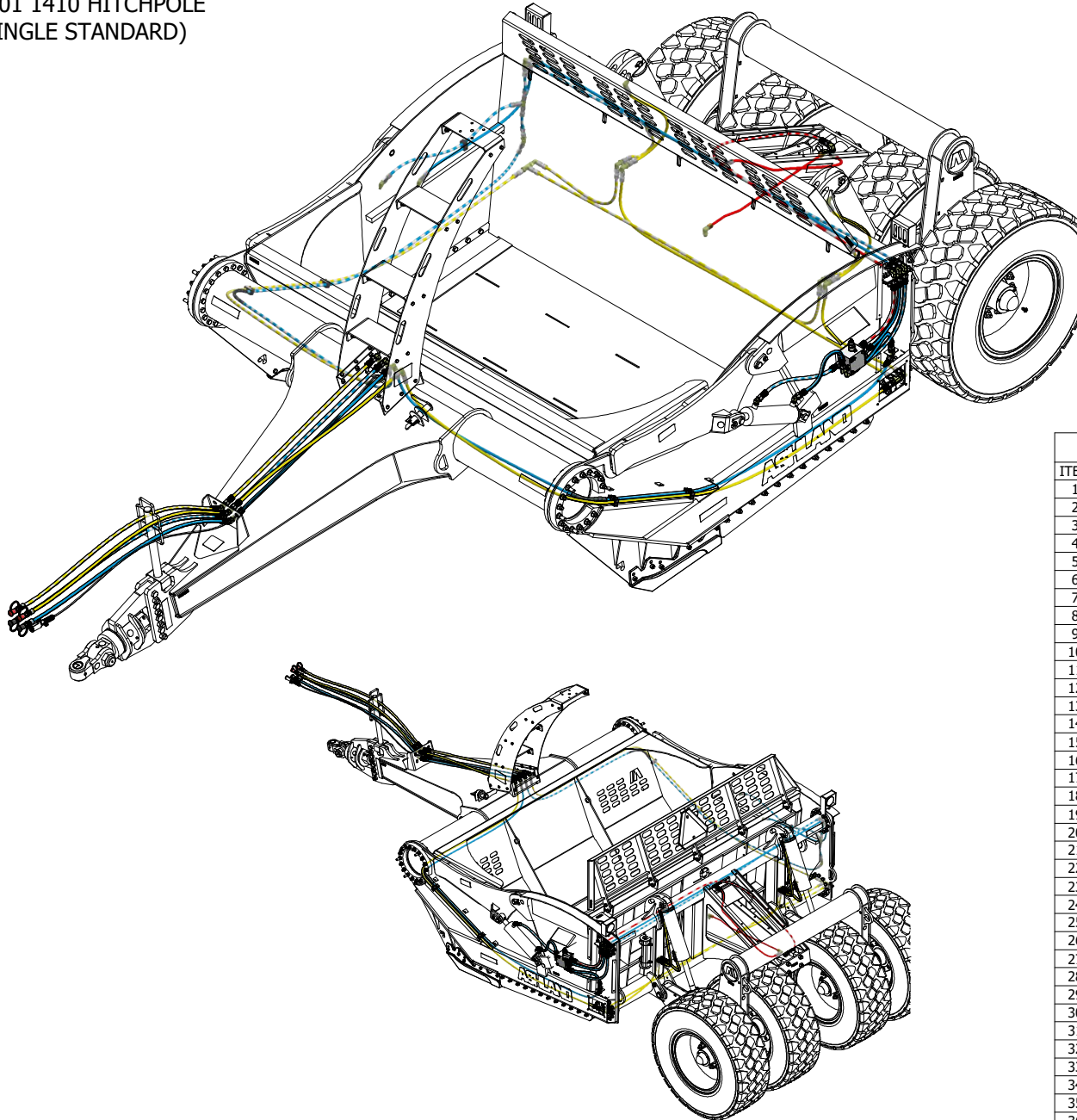


3-CIRCUIT
(VIEW FROM FRONT OF SCRAPER)

SECTION 2.01

HYDRAULICS

2301 1410 HITCHPOLE
(SINGLE STANDARD)



- REMOTE 1 LIFT UP
- REMOTE 1 LIFT DOWN
- REMOTE 1 GATE CLOSE
- REMOTE 1 GATE OPEN
- REMOTE 1 EJECTOR RETRACT
- REMOTE 1 EJECTOR EXTEND
- CUSHION RIDE

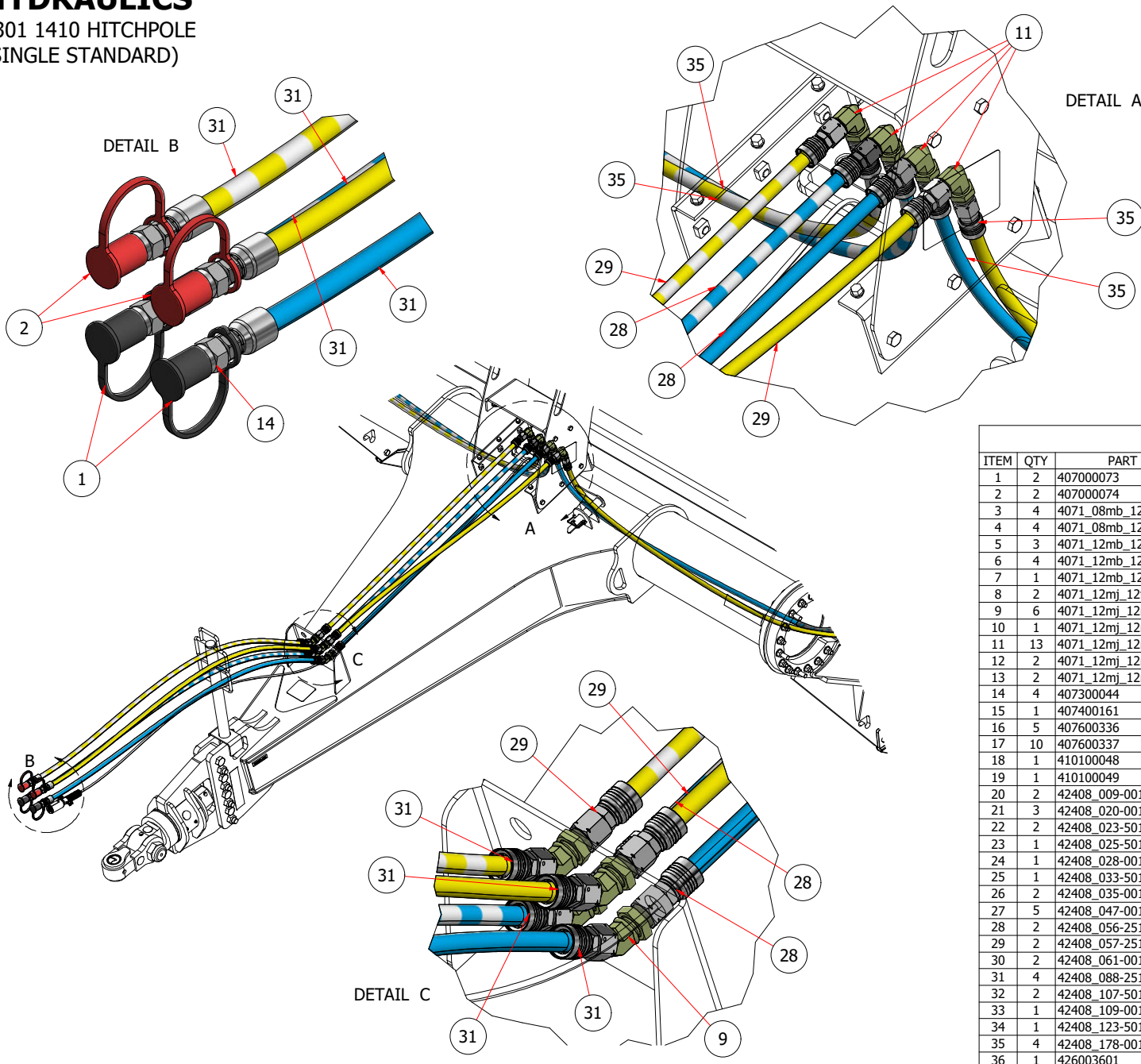
HYDRAULIC COMPONENTS

ITEM	QTY	PART NUMBER	REV	DESCRIPTION
1	2	407000073	0	Dust Cap Male 1/2" Body Quick Connect - Black
2	2	407000074	0	Dust Cap Male 1/2" Body Quick Connect - Red
3	4	4071_08mb_12mj45	0	Elbow 45 deg MORB-08 x MJIC-12
4	4	4071_08mb_12mj90	0	Elbow Adapter 90 deg MORB-08 x MJIC-12
5	3	4071_12mb_12mj	0	Adapter MORB-12 x MJIC-12
6	4	4071_12mb_12mj90	0	Elbow 90 deg MORB-12 x MJIC-12
7	1	4071_12mb_12mj90_LL	0	Elbow 90 deg MORB-12 x MJIC-12 Extra Long
8	2	4071_12mj_12fx90	0	Adapter 90° MJIC-12 x FJIC-12 Swivel
9	6	4071_12mj_12mj45_BH	0	BulkHead Elbow Nipple 45 deg MJIC-12 x MJIC-12
10	1	4071_12mj_12mj90	0	Adapter 90° MJIC-12 x MJIC-12
11	13	4071_12mj_12mj90_BH	0	BulkHead 90° MJIC-12 x MJIC-12
12	2	4071_12mj_12mj_12mj	0	Tee MJIC-12 3 way
13	2	4071_12mj_12mj_BH_12mj	0	BulkHead Tee MJIC-12 3 way
14	4	407300044	0	Tip Pioneer Ag 1/2" Body FNPT-08 Poppet
15	1	407400161	0	SUN # A601 206 A07 VALVE MANIFOLD BLOCK
16	5	407600336	0	Pipe Clamps Twin Series DIN 3015, Cover Plate 3D
17	10	407600337	0	Hose Clamp Half Twin 3D 21.3 mm
18	1	410100048	0	Spiral Wrap, Small 10"
19	1	410100049	0	Spiral Wrap, Small 10"
20	2	42408_009-0012fx12fxj	0	Hose - 08_009.00E_12fx 12fxj
21	3	42408_020-0012fx12fxj	0	Hose - 08_020.00E_12fx 12fxj
22	2	42408_023-5012fx12fxj	0	Hose - 08_023.50E_12fx 12fxj
23	1	42408_025-5012fx12fxj	0	Hose - 08_025.50E_12fx 12fxj
24	1	42408_028-0012fx12fxj	0	Hose - 08_028.00E_12fx 12fxj
25	1	42408_033-5012fx12fxj	0	Hose - 08_033.50E_12fx 12fxj
26	2	42408_035-0012fx12fxj	0	Hose - 08_035.00E_12fx 12fxj
27	5	42408_047-0012fx12fxj	0	Hose - 08_047.00E_12fx 12fxj
28	2	42408_056-2512fx12fxj	0	Hose - 08_056.25E_12fx 12fxj
29	2	42408_057-2512fx12fxj	0	Hose - 08_057.25E_12fx 12fxj
30	2	42408_061-0012fx12fxj	0	Hose - 08_061.00E_12fx 12fxj
31	4	42408_088-2512fx08mp	0	Hose - 08_088.25E_12fx 08mp
32	2	42408_107-5012fx12fxj	0	Hose - 08_107.50E_12fx 12fxj
33	1	42408_109-0012fx12fxj	0	Hose - 08_109.00E_12fx 12fxj
34	1	42408_123-5012fx12fxj	0	Hose - 08_123.50E_12fx 12fxj
35	4	42408_178-0012fx12fxj	0	Hose - 08_178.00E_12fx 12fxj
36	1	426003601	0	Steel Line, 1410 Eject Cyl. Rod End
37	2	BLT8C_1-2x4_1-2	0	Bolt Gr. 8 UNC 1/2" x 4-1/2"
38	5	BLT8C_5-16x1_3-4	0	Bolt Gr. 8 UNC 5/16" x 1-3/4"

SECTION 2.01

HYDRAULICS

2301 1410 HITCHPOLE
(SINGLE STANDARD)



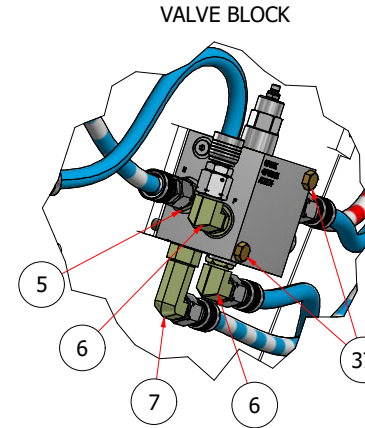
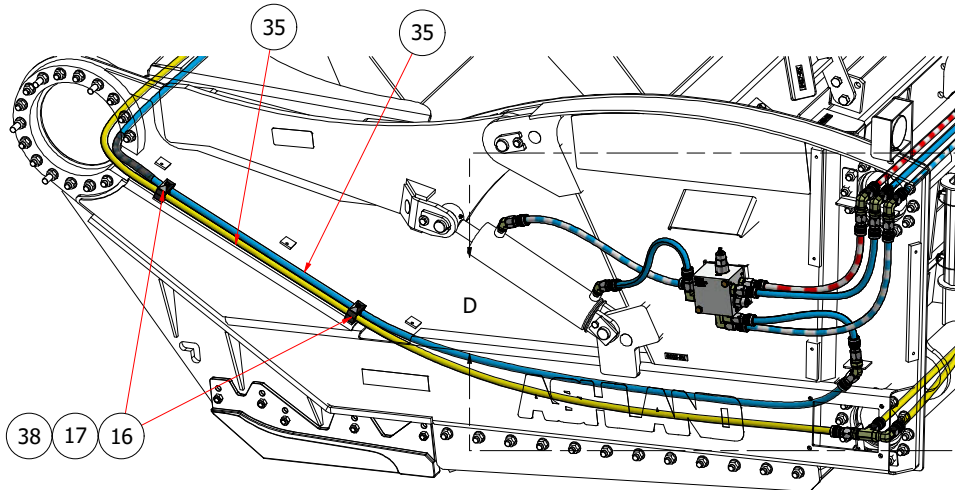
- REMOTE 1 LIFT UP
- REMOTE 1 LIFT DOWN
- REMOTE 1 GATE CLOSE
- REMOTE 1 GATE OPEN
- REMOTE 1 EJECTOR RETRACT
- REMOTE 1 EJECTOR EXTEND
- CUSHION RIDE

HYDRAULIC COMPONENTS				
ITEM	QTY	PART NUMBER	REV	DESCRIPTION
1	2	407000073	0	Dust Cap Male 1/2" Body Quick Connect - Black
2	2	407000074	0	Dust Cap Male 1/2" Body Quick Connect - Red
3	4	4071_08mb_12mj45	0	Elbow 45 deg MORB-08 x MJIC-12
4	4	4071_08mb_12mj90	0	Elbow Adapter 90 deg MORB-08 x MJIC-12
5	3	4071_12mb_12mj	0	Adapter MORB-12 x MJIC-12
6	4	4071_12mb_12mj90	0	Elbow 90 deg MORB-12 x MJIC-12
7	1	4071_12mb_12mj90_LL	0	Elbow 90 deg MORB-12 x MJIC-12 Extra Long
8	2	4071_12mj_12fx90	0	Adapter 90° MJIC-12 x FJIC-12 Swivel
9	6	4071_12mj_12mj45_BH	0	BulkHead Elbow Nipple 45 deg MJIC-12 x MJIC-12
10	1	4071_12mj_12mj90	0	Adapter 90° MJIC-12 x MJIC-12
11	13	4071_12mj_12mj90_BH	0	BulkHead 90° MJIC-12 x MJIC-12
12	2	4071_12mj_12mj_12mj	0	Tee MJIC-12 3 way
13	2	4071_12mj_12mj_BH_12mj	0	BulkHead Tee MJIC-12 3 way
14	4	407300044	0	Tip Pioneer Ag 1/2" Body FNPT-08 Poppet
15	1	407400161	0	SUN # A601 206 A07 VALVE MANIFOLD BLOCK
16	5	407600336	0	Pipe Clamps Twin Series DIN 3015, Cover Plate 3D
17	10	407600337	0	Hose Clamp Half Twin 3D 21.3 mm
18	1	410100048	0	Spiral Wrap, Small 10"
19	1	410100049	0	Spiral Wrap, Small 10"
20	2	42408_009-0012fx12fxj	0	Hose - 08_009.00E_12fx 12fxj
21	3	42408_020-0012fx12fxj	0	Hose - 08_020.00E_12fx 12fxj
22	2	42408_023-5012fx12fxj	0	Hose - 08_023.50E_12fx 12fxj
23	1	42408_025-5012fx12fxj	0	Hose - 08_025.50E_12fx 12fxj
24	1	42408_028-0012fx12fxj	0	Hose - 08_028.00E_12fx 12fxj
25	1	42408_033-5012fx12fxj	0	Hose - 08_033.50E_12fx 12fxj
26	2	42408_035-0012fx12fxj	0	Hose - 08_035.00E_12fx 12fxj
27	5	42408_047-0012fx12fxj	0	Hose - 08_047.00E_12fx 12fxj
28	2	42408_056-2512fx12fxj	0	Hose - 08_056.25E_12fx 12fxj
29	2	42408_057-2512fx12fxj	0	Hose - 08_057.25E_12fx 12fxj
30	2	42408_061-0012fx12fxj	0	Hose - 08_061.00E_12fx 12fxj
31	4	42408_088-2512fx08mp	0	Hose - 08_088.25E_12fx 08mp
32	2	42408_107-5012fx12fxj	0	Hose - 08_107.50E_12fx 12fxj
33	1	42408_109-0012fx12fxj	0	Hose - 08_109.00E_12fx 12fxj
34	1	42408_123-5012fx12fxj	0	Hose - 08_123.50E_12fx 12fxj
35	4	42408_178-0012fx12fxj	0	Hose - 08_178.00E_12fx 12fxj
36	1	426003601	0	Steel Line, 1410 Eject Cyl. Rod End
37	2	BLT8C_1-2x4_1-2	0	Bolt Gr. 8 UNC 1/2" x 4-1/2"
38	5	BLT8C_5-16x1_3-4	0	Bolt Gr. 8 UNC 5/16" x 1-3/4"

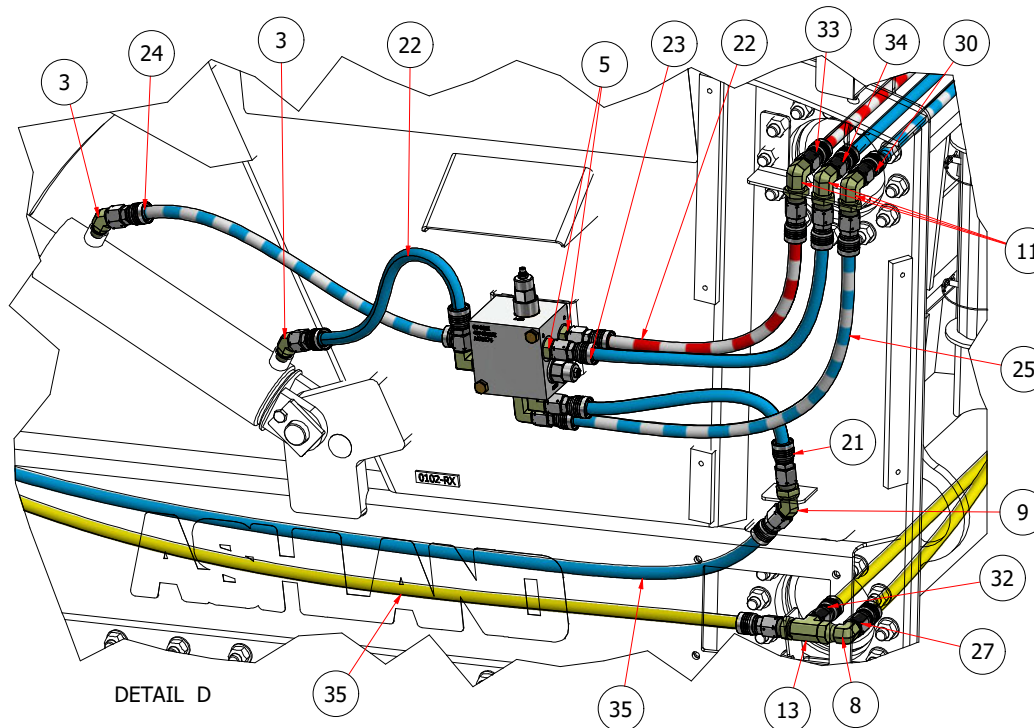
SECTION 2.01

HYDRAULICS

2301 1410 SIDEWALL, LEFT
(SINGLE STANDARD)



- REMOTE 1 LIFT UP
- REMOTE 1 LIFT DOWN
- REMOTE 1 GATE CLOSE
- REMOTE 1 GATE OPEN
- REMOTE 1 EJECTOR RETRACT
- REMOTE 1 EJECTOR EXTEND
- CUSHION RIDE










HYDRAULIC COMPONENTS

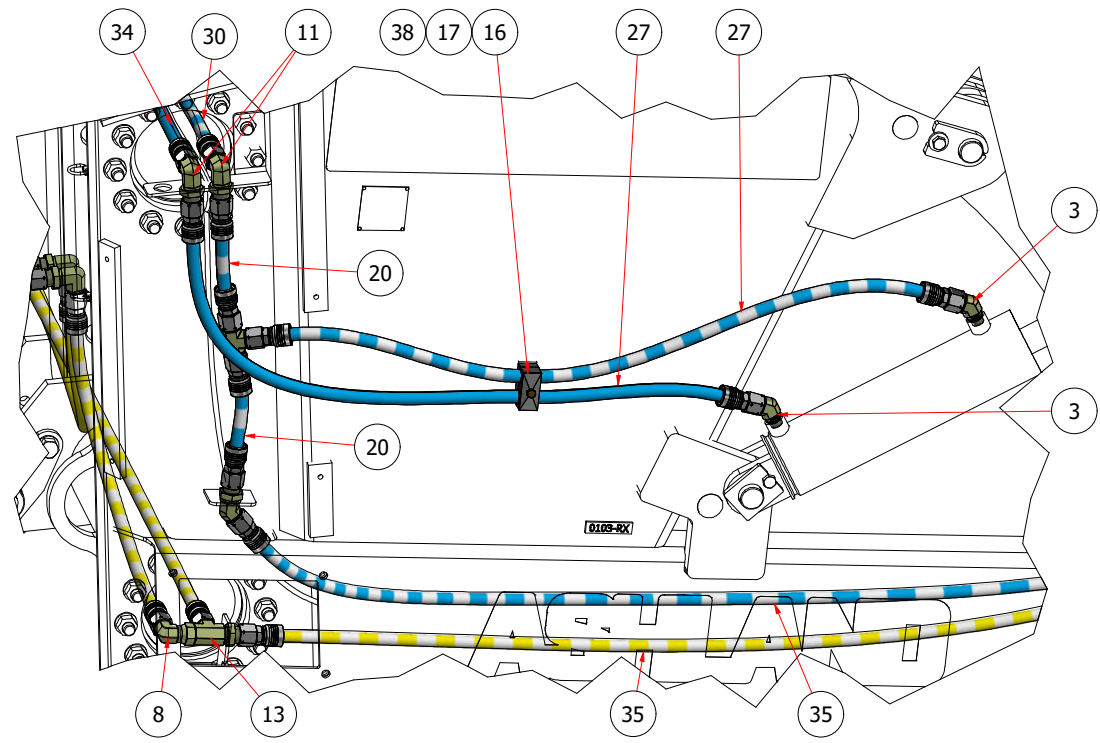
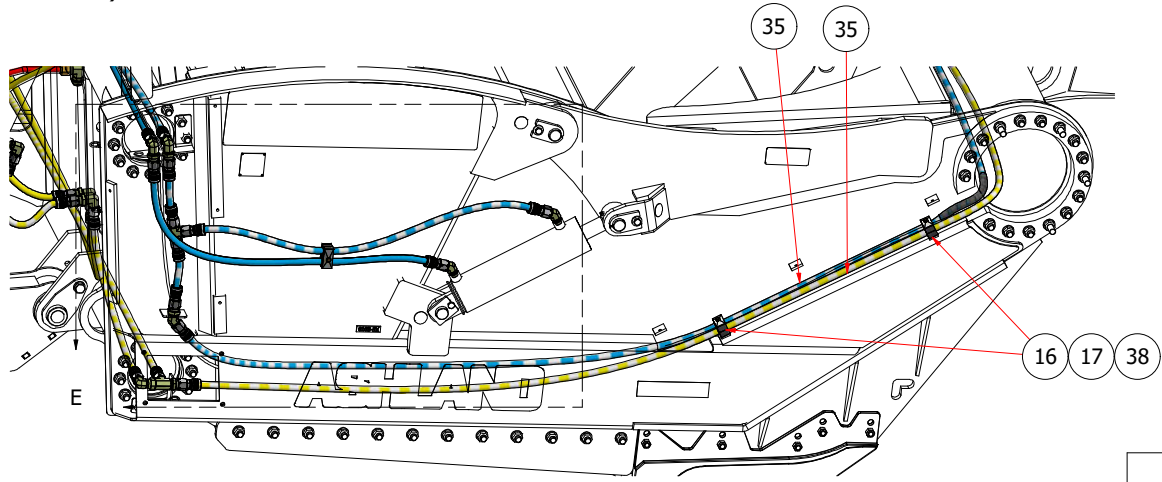
ITEM	QTY	PART NUMBER	REV	DESCRIPTION
1	2	407000073	0	Dust Cap Male 1/2" Body Quick Connect - Black
2	2	407000074	0	Dust Cap Male 1/2" Body Quick Connect - Red
3	4	4071_08mb_12mj45	0	Elbow 45 deg MORB-08 x MJIC-12
4	4	4071_08mb_12mj90	0	Elbow Adapter 90 deg MORB-08 x MJIC-12
5	3	4071_12mb_12mj	0	Adapter MORB-12 x MJIC-12
6	4	4071_12mb_12mj90	0	Elbow 90 deg MORB-12 x MJIC-12
7	1	4071_12mb_12mj90_LL	0	Elbow 90 deg MORB-12 x MJIC-12 Extra Long
8	2	4071_12mj_12fx90	0	Adapter 90° MJIC-12 x FJIC-12 Swivel
9	6	4071_12mj_12mj45_BH	0	BulkHead Elbow Nipple 45 deg MJIC-12 x MJIC-12
10	1	4071_12mj_12mj90	0	Adapter 90° MJIC-12 x MJIC-12
11	13	4071_12mj_12mj90_BH	0	BulkHead 90° MJIC-12 x MJIC-12
12	2	4071_12mj_12mj_12mj	0	Tee MJIC-12 3 way
13	2	4071_12mj_12mj_BH_12mj	0	BulkHead Tee MJIC-12 3 way
14	4	407300044	0	Tip Pioneer Ag 1/2" Body FNPT-08 Poppet
15	1	407400161	0	SUN # A601 206 A07 VALVE MANIFOLD BLOCK
16	5	407600336	0	Pipe Clamps Twin Series DIN 3015, Cover Plate 3D
17	10	407600337	0	Hose Clamp Half Twin 3D 21.3 mm
18	1	410100048	0	Spiral Wrap, Small 10"
19	1	410100049	0	Spiral Wrap, Small 10"
20	2	42408_009-0012fx12fxj	0	Hose - 08_009.00E_12fx 12fxj
21	3	42408_020-0012fx12fxj	0	Hose - 08_020.00E_12fx 12fxj
22	2	42408_023-5012fx12fxj	0	Hose - 08_023.50E_12fx 12fxj
23	1	42408_025-5012fx12fxj	0	Hose - 08_025.50E_12fx 12fxj
24	1	42408_028-0012fx12fxj	0	Hose - 08_028.00E_12fx 12fxj
25	1	42408_033-5012fx12fxj	0	Hose - 08_033.50E_12fx 12fxj
26	2	42408_035-0012fx12fxj	0	Hose - 08_035.00E_12fx 12fxj
27	5	42408_047-0012fx12fxj	0	Hose - 08_047.00E_12fx 12fxj
28	2	42408_056-2512fx12fxj	0	Hose - 08_056.25E_12fx 12fxj
29	2	42408_057-2512fx12fxj	0	Hose - 08_057.25E_12fx 12fxj
30	2	42408_061-0012fx12fxj	0	Hose - 08_061.00E_12fx 12fxj
31	4	42408_088-2512fx08mp	0	Hose - 08_088.25E_12fx 08mp
32	2	42408_107-5012fx12fxj	0	Hose - 08_107.50E_12fx 12fxj
33	1	42408_109-0012fx12fxj	0	Hose - 08_109.00E_12fx 12fxj
34	1	42408_123-5012fx12fxj	0	Hose - 08_123.50E_12fx 12fxj
35	4	42408_178-0012fx12fxj	0	Hose - 08_178.00E_12fx 12fxj
36	1	426003601	0	Steel Line, 1410 Eject Cyl. Rod End
37	2	BLT8C_1-2x4_1-2	0	Bolt Gr. 8 UNC 1/2" x 4-1/2"
38	5	BLT8C_5-16x1_3-4	0	Bolt Gr. 8 UNC 5/16" x 1-3/4"

SECTION 2.01

HYDRAULICS

2301 1410 SIDEWALL, RIGHT
(SINGLE STANDARD)

- REMOTE 1  LIFT UP
- REMOTE 1  LIFT DOWN
- REMOTE 1  GATE CLOSE
- REMOTE 1  GATE OPEN
- REMOTE 1  EJECTOR RETRACT
- REMOTE 1  EJECTOR EXTEND
-  CUSHION RIDE



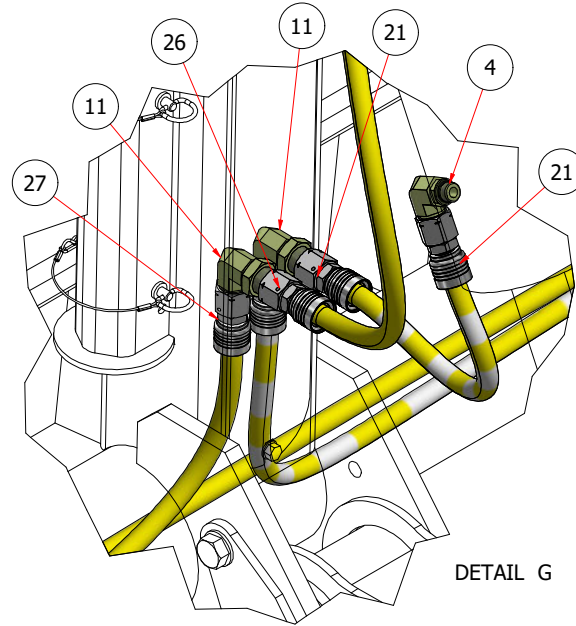
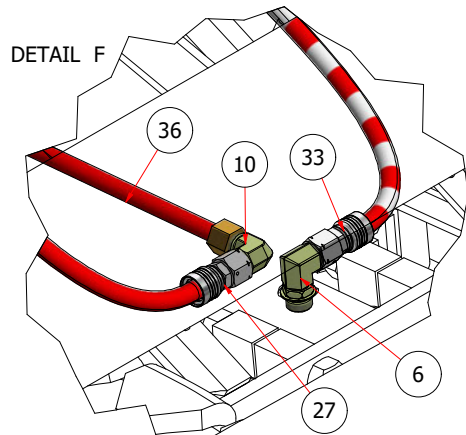
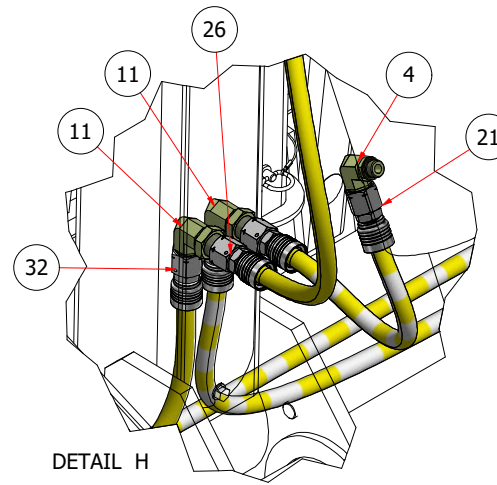
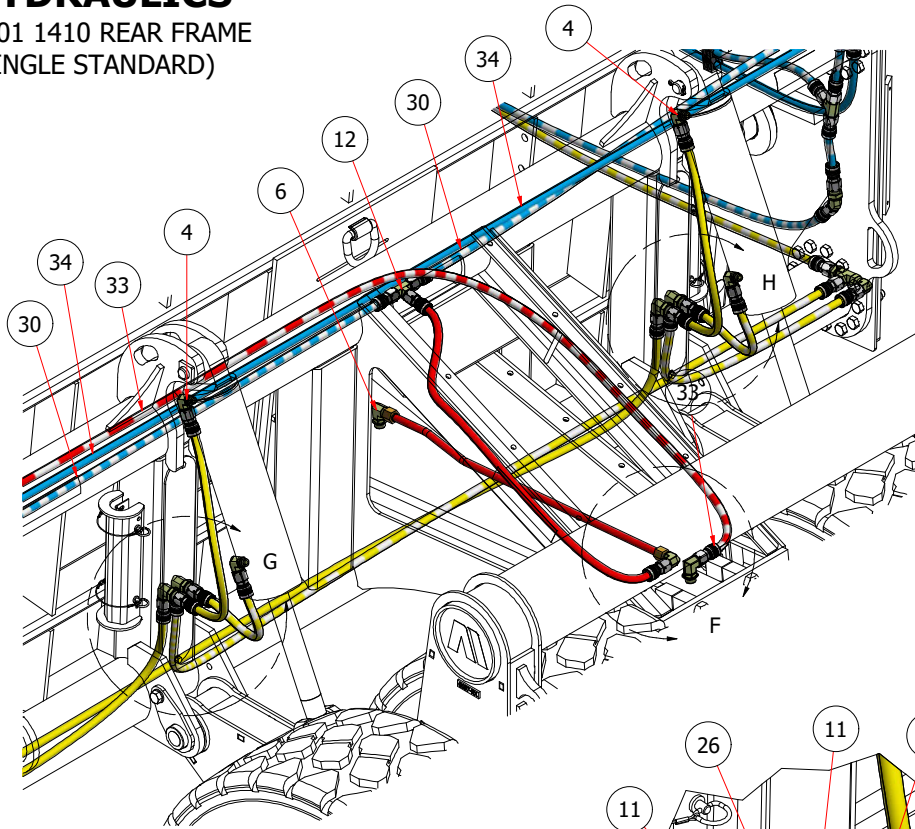
HYDRAULIC COMPONENTS

ITEM	QTY	PART NUMBER	REV	DESCRIPTION
1	2	407000073	0	Dust Cap Male 1/2" Body Quick Connect - Black
2	2	407000074	0	Dust Cap Male 1/2" Body Quick Connect - Red
3	4	4071_08mb_12mj45	0	Elbow 45 deg MORB-08 x MJIC-12
4	4	4071_08mb_12mj90	0	Elbow Adapter 90 deg MORB-08 x MJIC-12
5	3	4071_12mb_12mj	0	Adapter MORB-12 x MJIC-12
6	4	4071_12mb_12mj90	0	Elbow 90 deg MORB-12 x MJIC-12
7	1	4071_12mb_12mj90_LL	0	Elbow 90 deg MORB-12 x MJIC-12 Extra Long
8	2	4071_12mj_12fx90	0	Adapter 90° MJIC-12 x FJIC-12 Swivel
9	6	4071_12mj_12mj45_BH	0	BulkHead Elbow Nipple 45 deg MJIC-12 x MJIC-12
10	1	4071_12mj_12mj90	0	Adapter 90° MJIC-12 x MJIC-12
11	13	4071_12mj_12mj90_BH	0	BulkHead 90° MJIC-12 x MJIC-12
12	2	4071_12mj_12mj_12mj	0	Tee MJIC-12 3 way
13	2	4071_12mj_12mj_BH_12mj	0	BulkHead Tee MJIC-12 3 way
14	4	407300044	0	Tip Pioneer Ag 1/2" Body FNPT-08 Poppet
15	1	407400161	0	SUN # A601 206 A07 VALVE MANIFOLD BLOCK
16	5	407600336	0	Pipe Clamps Twin Series DIN 3015, Cover Plate 3D
17	10	407600337	0	Hose Clamp Half Twin 3D 21.3 mm
18	1	410100048	0	Spiral Wrap, Small 10"
19	1	410100049	0	Spiral Wrap, Small 10"
20	2	42408_009-0012fx12fxj	0	Hose - 08_009.00E_12fxj 12fxj
21	3	42408_020-0012fxj12fxj	0	Hose - 08_020.00E_12fxj 12fxj
22	2	42408_023-5012fxj12fxj	0	Hose - 08_023.50E_12fxj 12fxj
23	1	42408_025-5012fxj12fxj	0	Hose - 08_025.50E_12fxj 12fxj
24	1	42408_028-0012fxj12fxj	0	Hose - 08_028.00E_12fxj 12fxj
25	1	42408_033-5012fxj12fxj	0	Hose - 08_033.50E_12fxj 12fxj
26	2	42408_035-0012fxj12fxj	0	Hose - 08_035.00E_12fxj 12fxj
27	5	42408_047-0012fxj12fxj	0	Hose - 08_047.00E_12fxj 12fxj
28	2	42408_056-2512fxj12fxj	0	Hose - 08_056.25E_12fxj 12fxj
29	2	42408_057-2512fxj12fxj	0	Hose - 08_057.25E_12fxj 12fxj
30	2	42408_061-0012fxj12fxj	0	Hose - 08_061.00E_12fxj 12fxj
31	4	42408_088-2512fxj08mp	0	Hose - 08_088.25E_12fxj 08mp
32	2	42408_107-5012fxj12fxj	0	Hose - 08_107.50E_12fxj 12fxj
33	1	42408_109-0012fxj12fxj	0	Hose - 08_109.00E_12fxj 12fxj
34	1	42408_123-5012fxj12fxj	0	Hose - 08_123.50E_12fxj 12fxj
35	4	42408_178-0012fxj12fxj	0	Hose - 08_178.00E_12fxj 12fxj
36	1	426003601	0	Steel Line, 1410 Eject Cyl. Rod End
37	2	BLT8C_1-2x4_1-2	0	Bolt Gr. 8 UNC 1/2" x 4-1/2"
38	5	BLT8C_5-16x1_3-4	0	Bolt Gr. 8 UNC 5/16" x 1-3/4"

SECTION 2.01

HYDRAULICS

2301 1410 REAR FRAME
(SINGLE STANDARD)



- REMOTE 1 LIFT UP
- REMOTE 1 LIFT DOWN
- REMOTE 1 GATE CLOSE
- REMOTE 1 GATE OPEN
- REMOTE 1 EJECTOR RETRACT
- REMOTE 1 EJECTOR EXTEND
- CUSHION RIDE

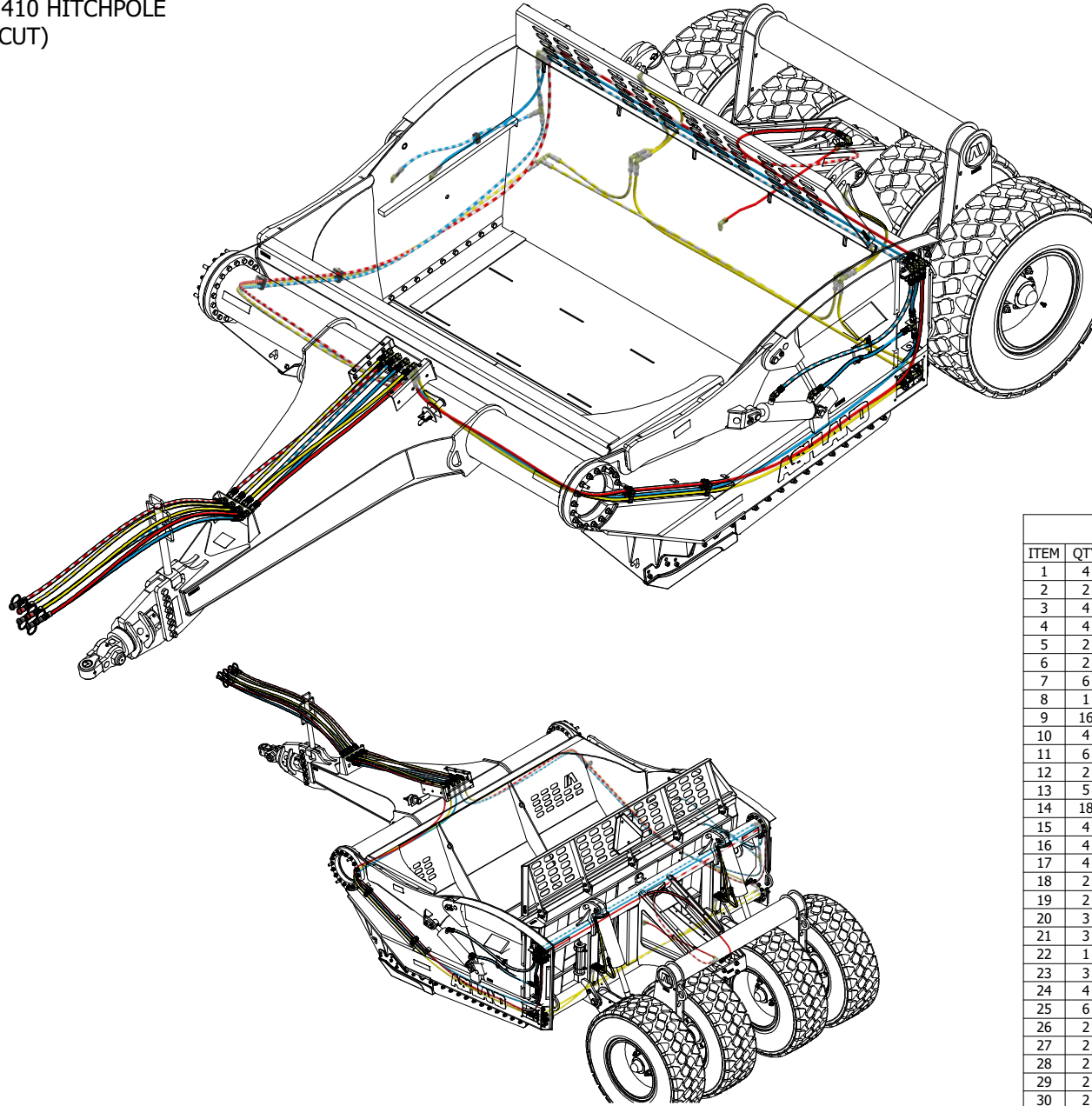
HYDRAULIC COMPONENTS

ITEM	QTY	PART NUMBER	REV	DESCRIPTION
1	2	407000073	0	Dust Cap Male 1/2" Body Quick Connect - Black
2	2	407000074	0	Dust Cap Male 1/2" Body Quick Connect - Red
3	4	4071_08mb_12mj45	0	Elbow 45 deg MORB-08 x MJIC-12
4	4	4071_08mb_12mj90	0	Elbow Adapter 90 deg MORB-08 x MJIC-12
5	3	4071_12mb_12mj	0	Adapter MORB-12 x MJIC-12
6	4	4071_12mb_12mj90	0	Elbow 90 deg MORB-12 x MJIC-12
7	1	4071_12mb_12mj90_LL	0	Elbow 90 deg MORB-12 x MJIC-12 Extra Long
8	2	4071_12mj_12fx90	0	Adapter 90° MJIC-12 x FJIC-12 Swivel
9	6	4071_12mj_12mj45_BH	0	BulkHead Elbow Nipple 45 deg MJIC-12 x MJIC-12
10	1	4071_12mj_12mj90	0	Adapter 90° MJIC-12 x MJIC-12
11	13	4071_12mj_12mj90_BH	0	BulkHead 90° MJIC-12 x MJIC-12
12	2	4071_12mj_12mj_12mj	0	Tee MJIC-12 3 way
13	2	4071_12mj_12mj_BH_12mj	0	BulkHead Tee MJIC-12 3 way
14	4	407300044	0	Tip Pioneer Ag 1/2" Body FNPT-08 Poppet
15	1	407400161	0	SUN # A601 206 A07 VALVE MANIFOLD BLOCK
16	5	407600336	0	Pipe Clamps Twin Series DIN 3015, Cover Plate 3D
17	10	407600337	0	Hose Clamp Half Twin 3D 21.3 mm
18	1	410100048	0	Spiral Wrap, Small 10"
19	1	410100049	0	Spiral Wrap, Small 10"
20	2	42408_009-0012fx12fx	0	Hose - 08_009.00E_12fx 12fx
21	3	42408_020-0012fx12fx	0	Hose - 08_020.00E_12fx 12fx
22	2	42408_023-5012fx12fx	0	Hose - 08_023.50E_12fx 12fx
23	1	42408_025-5012fx12fx	0	Hose - 08_025.50E_12fx 12fx
24	1	42408_028-0012fx12fx	0	Hose - 08_028.00E_12fx 12fx
25	1	42408_033-5012fx12fx	0	Hose - 08_033.50E_12fx 12fx
26	2	42408_035-0012fx12fx	0	Hose - 08_035.00E_12fx 12fx
27	5	42408_047-0012fx12fx	0	Hose - 08_047.00E_12fx 12fx
28	2	42408_056-2512fx12fx	0	Hose - 08_056.25E_12fx 12fx
29	2	42408_057-2512fx12fx	0	Hose - 08_057.25E_12fx 12fx
30	2	42408_061-0012fx12fx	0	Hose - 08_061.00E_12fx 12fx
31	4	42408_088-2512fx08mp	0	Hose - 08_088.25E_12fx 08mp
32	2	42408_107-5012fx12fx	0	Hose - 08_107.50E_12fx 12fx
33	1	42408_109-0012fx12fx	0	Hose - 08_109.00E_12fx 12fx
34	1	42408_123-5012fx12fx	0	Hose - 08_123.50E_12fx 12fx
35	4	42408_178-0012fx12fx	0	Hose - 08_178.00E_12fx 12fx
36	1	426003601	0	Steel Line, 1410 Eject Cyl. Rod End
37	2	BLT8C_1-2x4_1-2	0	Bolt Gr. 8 UNC 1/2" x 4-1/2"
38	5	BLT8C_5-16x1_3-4	0	Bolt Gr. 8 UNC 5/16" x 1-3/4"

SECTION 2.02

HYDRAULICS

2301 1410 HITCHPOLE
(3-CIRCUIT)



- REMOTE 1 LIFT UP
- REMOTE 1 LIFT DOWN
- REMOTE 1 GATE CLOSE
- REMOTE 1 GATE OPEN
- REMOTE 1 EJECTOR RETRACT
- REMOTE 1 EJECTOR EXTEND
- CUSHION RIDE

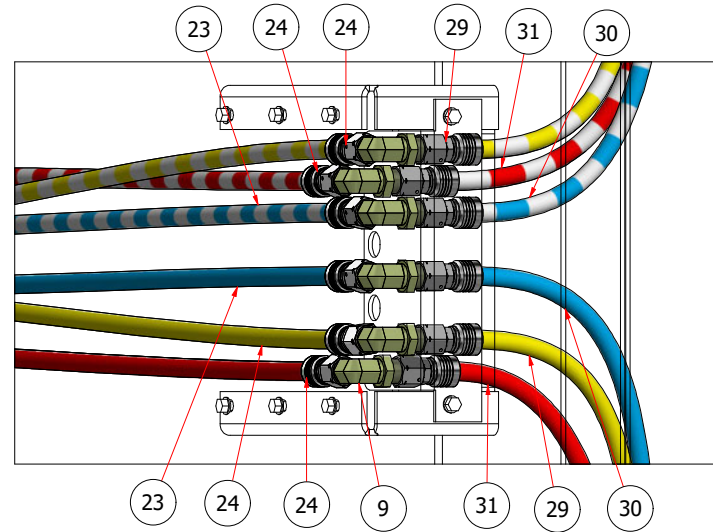
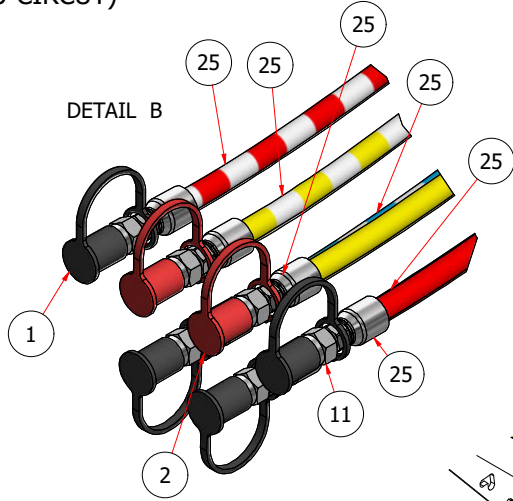
HYDRAULIC COMPONENTS

ITEM	QTY	PART NUMBER	REV	DESCRIPTION
1	4	407000073	0	Dust Cap Male 1/2" Body Quick Connect – Black
2	2	407000074	0	Dust Cap Male 1/2" Body Quick Connect – Red
3	4	4071_08mb_12mj45	0	Elbow 45 deg MORB-08 x MJIC-12
4	4	4071_08mb_12mj90	0	Elbow Adapter 90 deg MORB-08 x MJIC-12
5	2	4071_12mb_12mj90	0	Elbow 90 deg MORB-12 x MJIC-12
6	2	4071_12mj_12fx90	0	Adapter 90° MJIC-12 x FJIC-12 Swivel
7	6	4071_12mj_12mj45_BH	0	BulkHead Elbow Nipple 45 deg MJIC-12 x MJIC-12
8	1	4071_12mj_12mj90	0	Adapter 90° MJIC-12 x MJIC-12
9	16	4071_12mj_12mj90_BH	0	BulkHead 90° MJIC-12 x MJIC-12
10	4	4071_12mj_12mj_BH_12mj	0	BulkHead Tee MJIC-12 3 way
11	6	407300044	0	Tip Pioneer Ag 1/2" Body FNPT-08 Poppet
12	2	407600091	0	Clamp_Hose Loop 7/8" (to fit 1/2" hose)
13	5	407600336	0	Pipe Clamps Twin Series DIN 3015, Cover Plate 3D
14	18	407600337	0	Hose Clamp Half Twin 3D 21.3 mm
15	4	407600339	0	Stacking Bolt for Twin Clamps 3D 5/16-18 UNC
16	4	407600340	0	Twin Clamp Safety Locking Plate 2-3D
17	4	4076_CS_0750	0	Tube_Clamp Spacer (K 3/4" Bead)
18	2	42408_013-5012fx12fxj	0	Hose - 08_013.50E_12fxj 12fxj
19	2	42408_020-0012fxj12fxj	0	Hose - 08_020.00E_12fxj 12fxj
20	3	42408_035-0012fxj12fxj	0	Hose - 08_035.00E_12fxj 12fxj
21	3	42408_047-0012fxj12fxj	0	Hose - 08_047.00E_12fxj 12fxj
22	1	42408_048-5012fxj12fxj	0	Hose - 08_048.50E_12fxj 12fxj
23	3	42408_056-2512fxj12fxj	0	Hose - 08_056.25E_12fxj 12fxj
24	4	42408_057-2512fxj12fxj	0	Hose - 08_057.25E_12fxj 12fxj
25	6	42408_088-2512fxj08mp	0	Hose - 08_088.25E_12fxj 08mp
26	2	42408_107-5012fxj12fxj	0	Hose - 08_107.50E_12fxj 12fxj
27	2	42408_109-0012fxj12fxj	0	Hose - 08_109.00E_12fxj 12fxj
28	2	42408_123-5012fxj12fxj	0	Hose - 08_123.50E_12fxj 12fxj
29	2	42408_178-0012fxj12fxj	0	Hose - 08_178.00E_12fxj 12fxj
30	2	42408_185-0012fxj12fxj	0	Hose - 08_185.00E_12fxj 12fxj
31	2	42408_205-5012fxj12fxj	0	Hose - 08_205.50E_12fxj 12fxj
32	1	426003601	0	Steel Line, 1410 Eject Cyl. Rod End
33	2	BLT8C_1-2x3-4	0	Bolt Gr. 8 UNC 1/2" x 3/4"
34	5	BLT8C_5-16x1_3-4	0	Bolt Gr. 8 UNC 5/16" x 1-3/4"

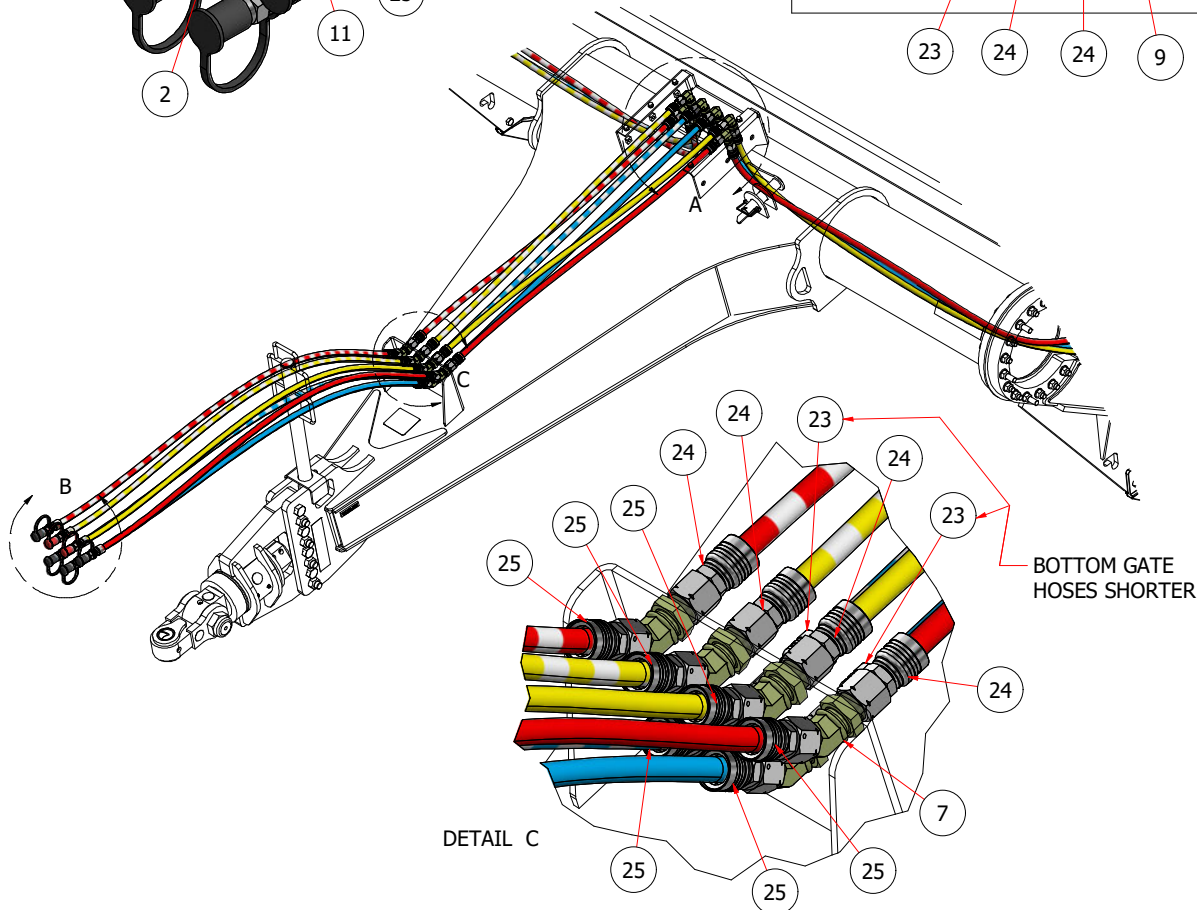
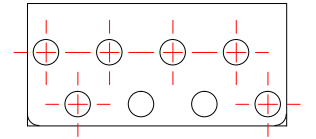
SECTION 2.02

HYDRAULICS

2301 1410 HITCHPOLE
(3-CIRCUIT)



- REMOTE 1 LIFT UP
- REMOTE 1 LIFT DOWN
- REMOTE 1 GATE CLOSE
- REMOTE 1 GATE OPEN
- REMOTE 1 EJECTOR RETRACT
- REMOTE 1 EJECTOR EXTEND
- CUSHION RIDE



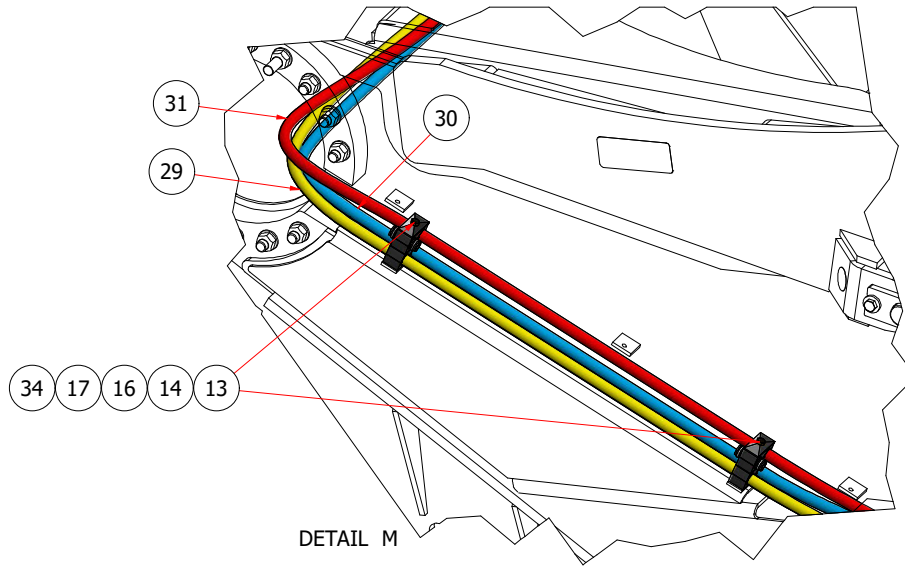
HYDRAULIC COMPONENTS

ITEM	QTY	PART NUMBER	REV	DESCRIPTION
1	4	407000073	0	Dust Cap Male 1/2" Body Quick Connect – Black
2	2	407000074	0	Dust Cap Male 1/2" Body Quick Connect – Red
3	4	4071_08mb_12mj45	0	Elbow 45 deg MORB-08 x MJIC-12
4	4	4071_08mb_12mj90	0	Elbow Adapter 90 deg MORB-08 x MJIC-12
5	2	4071_12mb_12mj90	0	Elbow 90 deg MORB-12 x MJIC-12
6	2	4071_12mj_12fx90	0	Adapter 90° MJIC-12 x FJIC-12 Swivel
7	6	4071_12mj_12mj45_BH	0	BulkHead Elbow Nipple 45 deg MJIC-12 x MJIC-12
8	1	4071_12mj_12mj90	0	Adapter 90° MJIC-12 x MJIC-12
9	16	4071_12mj_12mj90_BH	0	BulkHead 90° MJIC-12 x MJIC-12
10	4	4071_12mj_12mj_BH_12mj	0	BulkHead Tee MJIC-12 3 way
11	6	407300044	0	Tip Pioneer Ag 1/2" Body FNPT-08 Poppet
12	2	407600091	0	Clamp_Hose Loop 7/8" (to fit 1/2" hose)
13	5	407600336	0	Pipe Clamps Twin Series DIN 3015, Cover Plate 3D
14	18	407600337	0	Hose Clamp Half Twin 3D 21.3 mm
15	4	407600339	0	Stacking Bolt for Twin Clamps 3D 5/16-18 UNC
16	4	407600340	0	Twin Clamp Safety Locking Plate 2-3D
17	4	4076_CS_0750	0	Tube_Clamp Spacer (K 3/4" Bead)
18	2	42408_013-5012fx12fxj	0	Hose - 08_013.50E_12fxj 12fxj
19	2	42408_020-0012fxj12fxj	0	Hose - 08_020.00E_12fxj 12fxj
20	3	42408_035-0012fxj12fxj	0	Hose - 08_035.00E_12fxj 12fxj
21	3	42408_047-0012fxj12fxj	0	Hose - 08_047.00E_12fxj 12fxj
22	1	42408_048-5012fxj12fxj	0	Hose - 08_048.50E_12fxj 12fxj
23	3	42408_056-2512fxj12fxj	0	Hose - 08_056.25E_12fxj 12fxj
24	4	42408_057-2512fxj12fxj	0	Hose - 08_057.25E_12fxj 12fxj
25	6	42408_088-2512fxj08mp	0	Hose - 08_088.25E_12fxj 08mp
26	2	42408_107-5012fxj12fxj	0	Hose - 08_107.50E_12fxj 12fxj
27	2	42408_109-0012fxj12fxj	0	Hose - 08_109.00E_12fxj 12fxj
28	2	42408_123-5012fxj12fxj	0	Hose - 08_123.50E_12fxj 12fxj
29	2	42408_178-0012fxj12fxj	0	Hose - 08_178.00E_12fxj 12fxj
30	2	42408_185-0012fxj12fxj	0	Hose - 08_185.00E_12fxj 12fxj
31	2	42408_205-5012fxj12fxj	0	Hose - 08_205.50E_12fxj 12fxj
32	1	426003601	0	Steel Line, 1410 Eject Cyl. Rod End
33	2	BLT8C_1-2x3-4	0	Bolt Gr. 8 UNC 1/2" x 3/4"
34	5	BLT8C_5-16x1_3-4	0	Bolt Gr. 8 UNC 5/16" x 1-3/4"

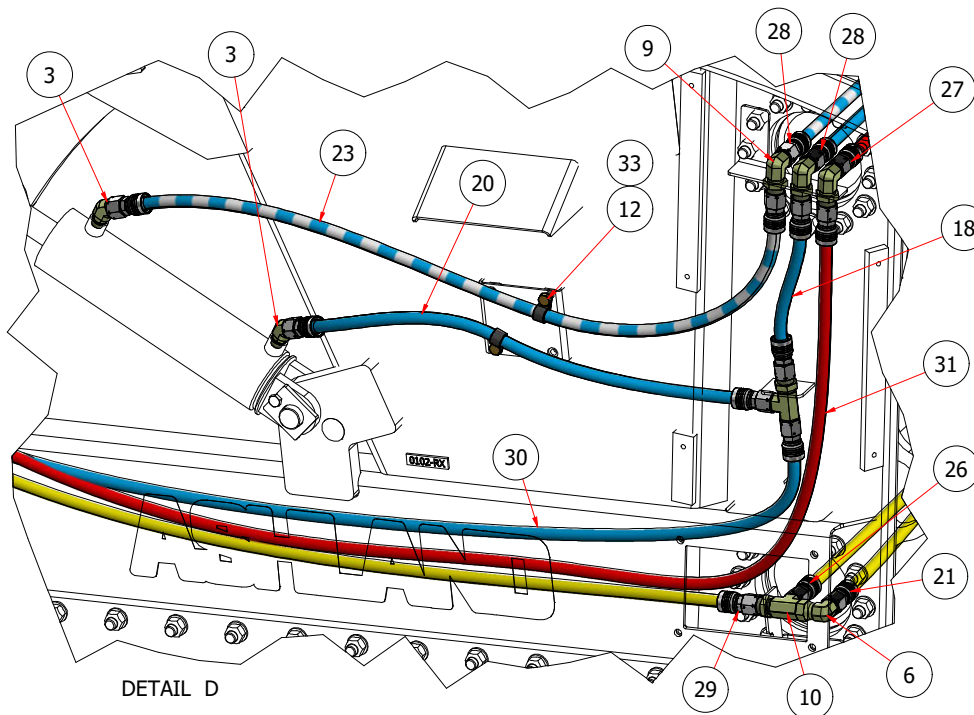
SECTION 2.02

HYDRAULICS

2301 1410 SIDEWALL, LEFT
(3-CIRCUIT)

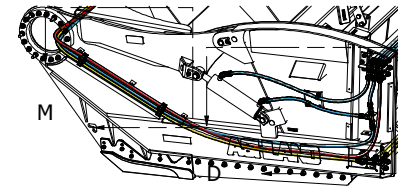


DETAIL M



DETAIL D

- REMOTE 1 LIFT UP
- REMOTE 1 LIFT DOWN
- REMOTE 1 GATE CLOSE
- REMOTE 1 GATE OPEN
- REMOTE 1 EJECTOR RETRACT
- REMOTE 1 EJECTOR EXTEND
- CUSHION RIDE

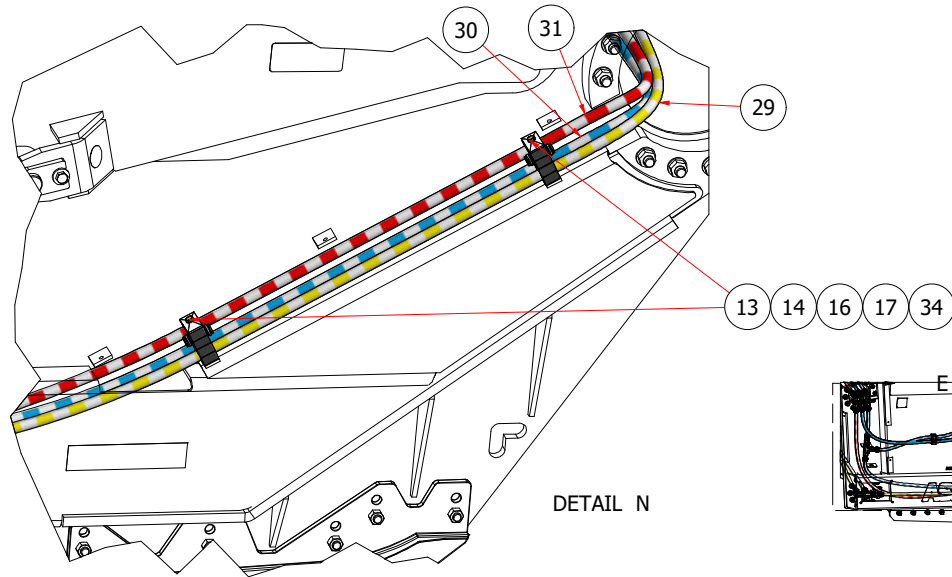









HYDRAULIC COMPONENTS				
ITEM	QTY	PART NUMBER	REV	DESCRIPTION
1	4	407000073	0	Dust Cap Male 1/2" Body Quick Connect – Black
2	2	407000074	0	Dust Cap Male 1/2" Body Quick Connect – Red
3	4	4071_08mb_12mj45	0	Elbow 45 deg MORB-08 x MJIC-12
4	4	4071_08mb_12mj90	0	Elbow Adapter 90 deg MORB-08 x MJIC-12
5	2	4071_12mb_12mj90	0	Elbow 90 deg MORB-12 x MJIC-12
6	2	4071_12mj_12fjx90	0	Adapter 90° MJIC-12 x FJIC-12 Swivel
7	6	4071_12mj_12mj45_BH	0	BulkHead Elbow Nipple 45 deg MJIC-12 x MJIC-12
8	1	4071_12mj_12mj90	0	Adapter 90° MJIC-12 x MJIC-12
9	16	4071_12mj_12mj90_BH	0	BulkHead 90° MJIC-12 x MJIC-12
10	4	4071_12mj_12mj_BH_12mj	0	BulkHead Tee MJIC-12 3 way
11	6	407300044	0	Tip Pioneer Ag 1/2" Body FNPT-08 Poppet
12	2	407600091	0	Clamp_Hose Loop 7/8" (to fit 1/2" hose)
13	5	407600336	0	Pipe Clamps Twin Series DIN 3015, Cover Plate 3D
14	18	407600337	0	Hose Clamp Half Twin 3D 21.3 mm
15	4	407600339	0	Stacking Bolt for Twin Clamps 3D 5/16-18 UNC
16	4	407600340	0	Twin Clamp Safety Locking Plate 2-3D
17	4	4076_CS_0750	0	Tube_Clamp Spacer (K 3/4" Bead)
18	2	42408_013-5012fjx12fjx	0	Hose - 08_013.50E_12fjx 12fjx
19	2	42408_020-0012fjx12fjx	0	Hose - 08_020.00E_12fjx 12fjx
20	3	42408_035-0012fjx12fjx	0	Hose - 08_035.00E_12fjx 12fjx
21	3	42408_047-0012fjx12fjx	0	Hose - 08_047.00E_12fjx 12fjx
22	1	42408_048-5012fjx12fjx	0	Hose - 08_048.50E_12fjx 12fjx
23	3	42408_056-2512fjx12fjx	0	Hose - 08_056.25E_12fjx 12fjx
24	4	42408_057-2512fjx12fjx	0	Hose - 08_057.25E_12fjx 12fjx
25	6	42408_088-2512fjx08mp	0	Hose - 08_088.25E_12fjx 08mp
26	2	42408_107-5012fjx12fjx	0	Hose - 08_107.50E_12fjx 12fjx
27	2	42408_109-0012fjx12fjx	0	Hose - 08_109.00E_12fjx 12fjx
28	2	42408_123-5012fjx12fjx	0	Hose - 08_123.50E_12fjx 12fjx
29	2	42408_178-0012fjx12fjx	0	Hose - 08_178.00E_12fjx 12fjx
30	2	42408_185-0012fjx12fjx	0	Hose - 08_185.00E_12fjx 12fjx
31	2	42408_205-5012fjx12fjx	0	Hose - 08_205.50E_12fjx 12fjx
32	1	426003601	0	Steel Line, 1410 Eject Cyl. Rod End
33	2	BLT8C_1-2x3-4	0	Bolt Gr. 8 UNC 1/2" x 3/4"
34	5	BLT8C_5-16x1_3-4	0	Bolt Gr. 8 UNC 5/16" x 1-3/4"

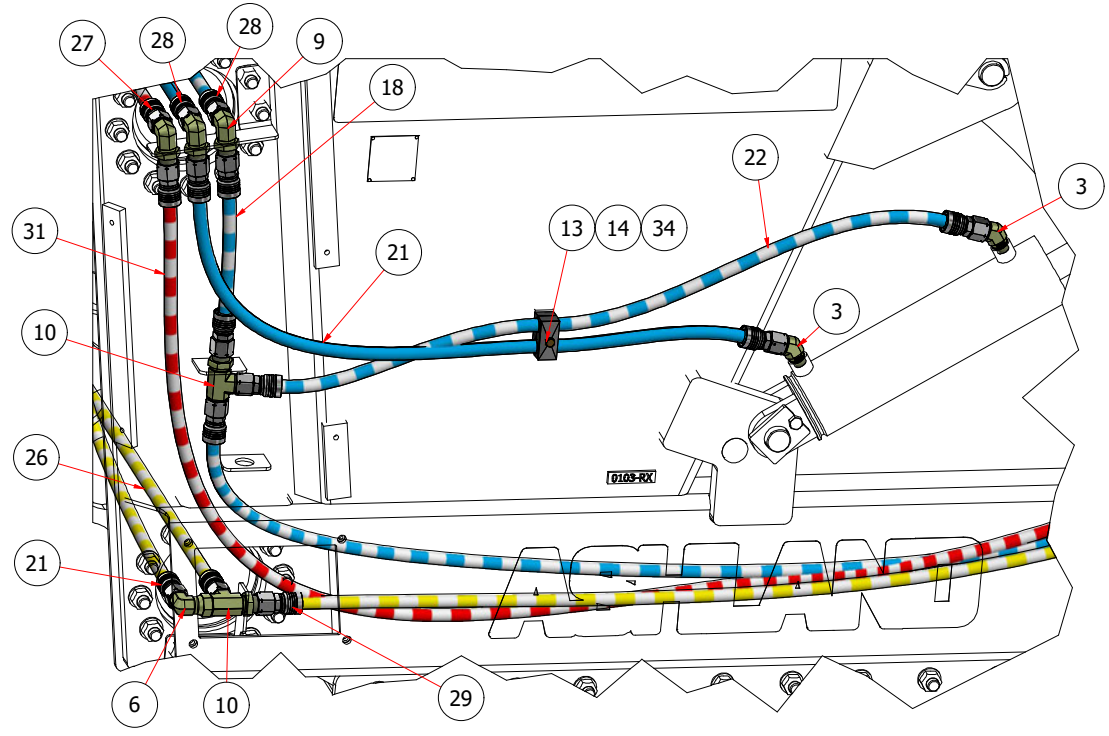
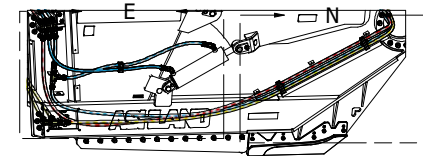
SECTION 2.02

HYDRAULICS

2301 1410 SIDEWALL, RIGHT
(3-CIRCUIT)



- REMOTE 1  LIFT UP
- REMOTE 1  LIFT DOWN
- REMOTE 1  GATE CLOSE
- REMOTE 1  GATE OPEN
- REMOTE 1  EJECTOR RETRACT
- REMOTE 1  EJECTOR EXTEND
-  CUSHION RIDE

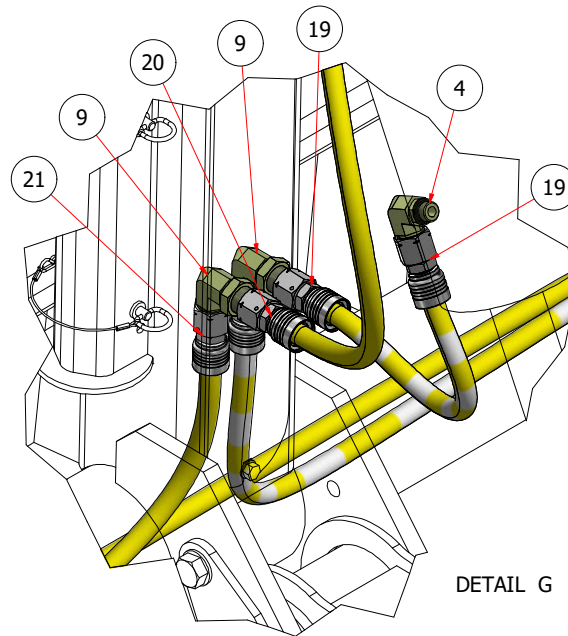
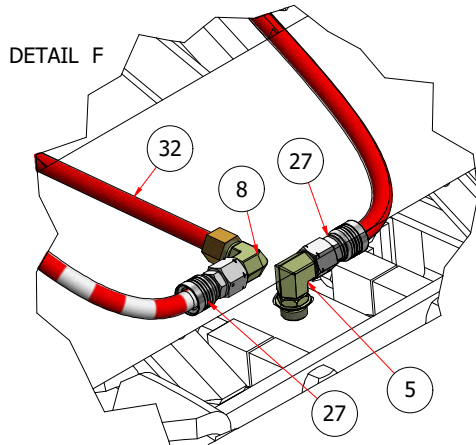
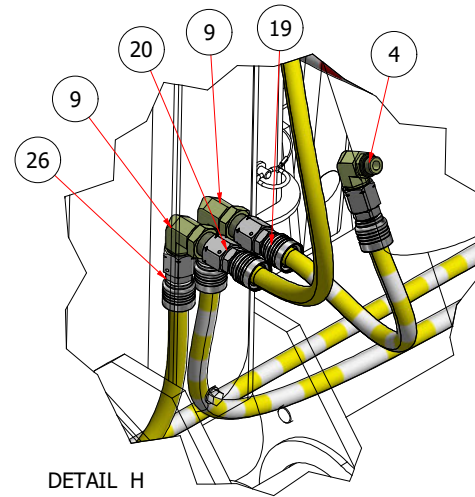
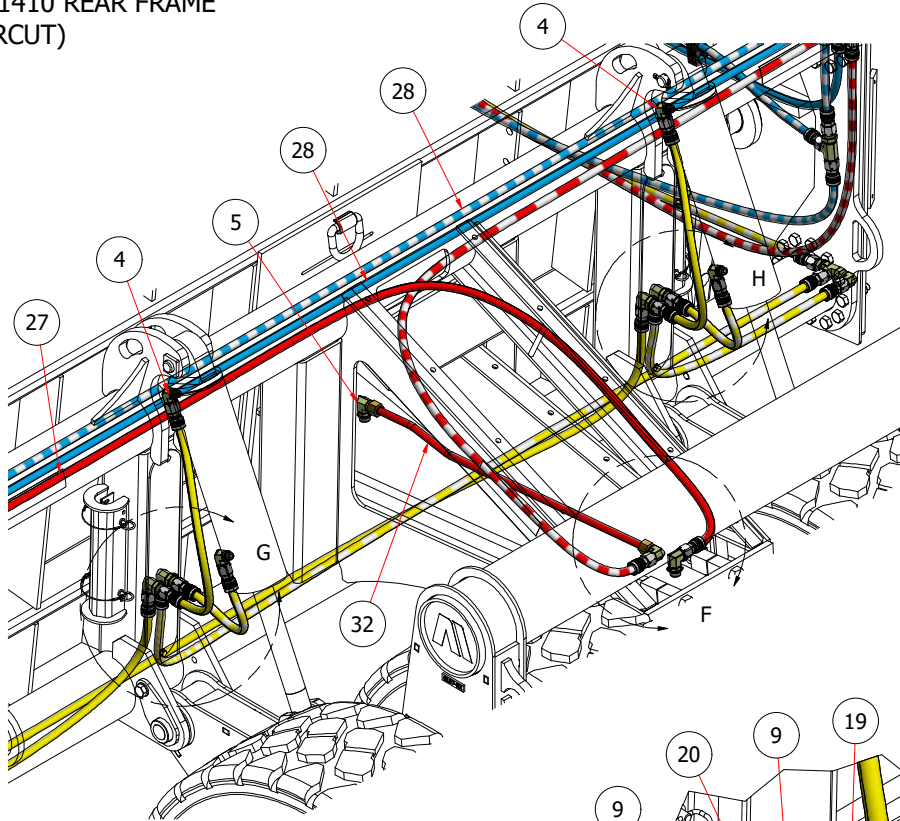


HYDRAULIC COMPONENTS				
ITEM	QTY	PART NUMBER	REV	DESCRIPTION
1	4	407000073	0	Dust Cap Male 1/2" Body Quick Connect – Black
2	2	407000074	0	Dust Cap Male 1/2" Body Quick Connect – Red
3	4	4071_08mb_12mj45	0	Elbow 45 deg MORB-08 x MJIC-12
4	4	4071_08mb_12mj90	0	Elbow Adapter 90 deg MORB-08 x MJIC-12
5	2	4071_12mb_12mj90	0	Elbow 90 deg MORB-12 x MJIC-12
6	2	4071_12mj_12fx90	0	Adapter 90° MJIC-12 x FJIC-12 Swivel
7	6	4071_12mj_12mj45_BH	0	BulkHead Elbow Nipple 45 deg MJIC-12 x MJIC-12
8	1	4071_12mj_12mj90	0	Adapter 90° MJIC-12 x MJIC-12
9	16	4071_12mj_12mj90_BH	0	BulkHead 90° MJIC-12 x MJIC-12
10	4	4071_12mj_12mj_BH_12mj	0	BulkHead Tee MJIC-12 3 way
11	6	407300044	0	Tip Pioneer Ag 1/2" Body FNPT-08 Poppet
12	2	407600091	0	Clamp_Hose Loop 7/8" (to fit 1/2" hose)
13	5	407600336	0	Pipe Clamps Twin Series DIN 3015, Cover Plate 3D
14	18	407600337	0	Hose Clamp Half Twin 3D 21.3 mm
15	4	407600339	0	Stacking Bolt for Twin Clamps 3D 5/16-18 UNC
16	4	407600340	0	Twin Clamp Safety Locking Plate 2-3D
17	4	4076_CS_0750	0	Tube_Clamp Spacer (K 3/4" Bead)
18	2	42408_013-5012fx12fxj	0	Hose - 08_013.50E_12fxj 12fxj
19	2	42408_020-0012fxj12fxj	0	Hose - 08_020.00E_12fxj 12fxj
20	3	42408_035-0012fxj12fxj	0	Hose - 08_035.00E_12fxj 12fxj
21	3	42408_047-0012fxj12fxj	0	Hose - 08_047.00E_12fxj 12fxj
22	1	42408_048-5012fxj12fxj	0	Hose - 08_048.50E_12fxj 12fxj
23	3	42408_056-2512fxj12fxj	0	Hose - 08_056.25E_12fxj 12fxj
24	4	42408_057-2512fxj12fxj	0	Hose - 08_057.25E_12fxj 12fxj
25	6	42408_088-2512fxj08mp	0	Hose - 08_088.25E_12fxj 08mp
26	2	42408_107-5012fxj12fxj	0	Hose - 08_107.50E_12fxj 12fxj
27	2	42408_109-0012fxj12fxj	0	Hose - 08_109.00E_12fxj 12fxj
28	2	42408_123-5012fxj12fxj	0	Hose - 08_123.50E_12fxj 12fxj
29	2	42408_178-0012fxj12fxj	0	Hose - 08_178.00E_12fxj 12fxj
30	2	42408_185-0012fxj12fxj	0	Hose - 08_185.00E_12fxj 12fxj
31	2	42408_205-5012fxj12fxj	0	Hose - 08_205.50E_12fxj 12fxj
32	1	426003601	0	Steel Line, 1410 Eject Cyl. Rod End
33	2	BLT8C_1-2x3-4	0	Bolt Gr. 8 UNC 1/2" x 3/4"
34	5	BLT8C_5-16x1_3-4	0	Bolt Gr. 8 UNC 5/16" x 1-3/4"

SECTION 2.02

HYDRAULICS

2301 1410 REAR FRAME
(3-CIRCUIT)



- REMOTE 1 LIFT UP
- REMOTE 1 LIFT DOWN
- REMOTE 1 GATE CLOSE
- REMOTE 1 GATE OPEN
- REMOTE 1 EJECTOR RETRACT
- REMOTE 1 EJECTOR EXTEND
- CUSHION RIDE

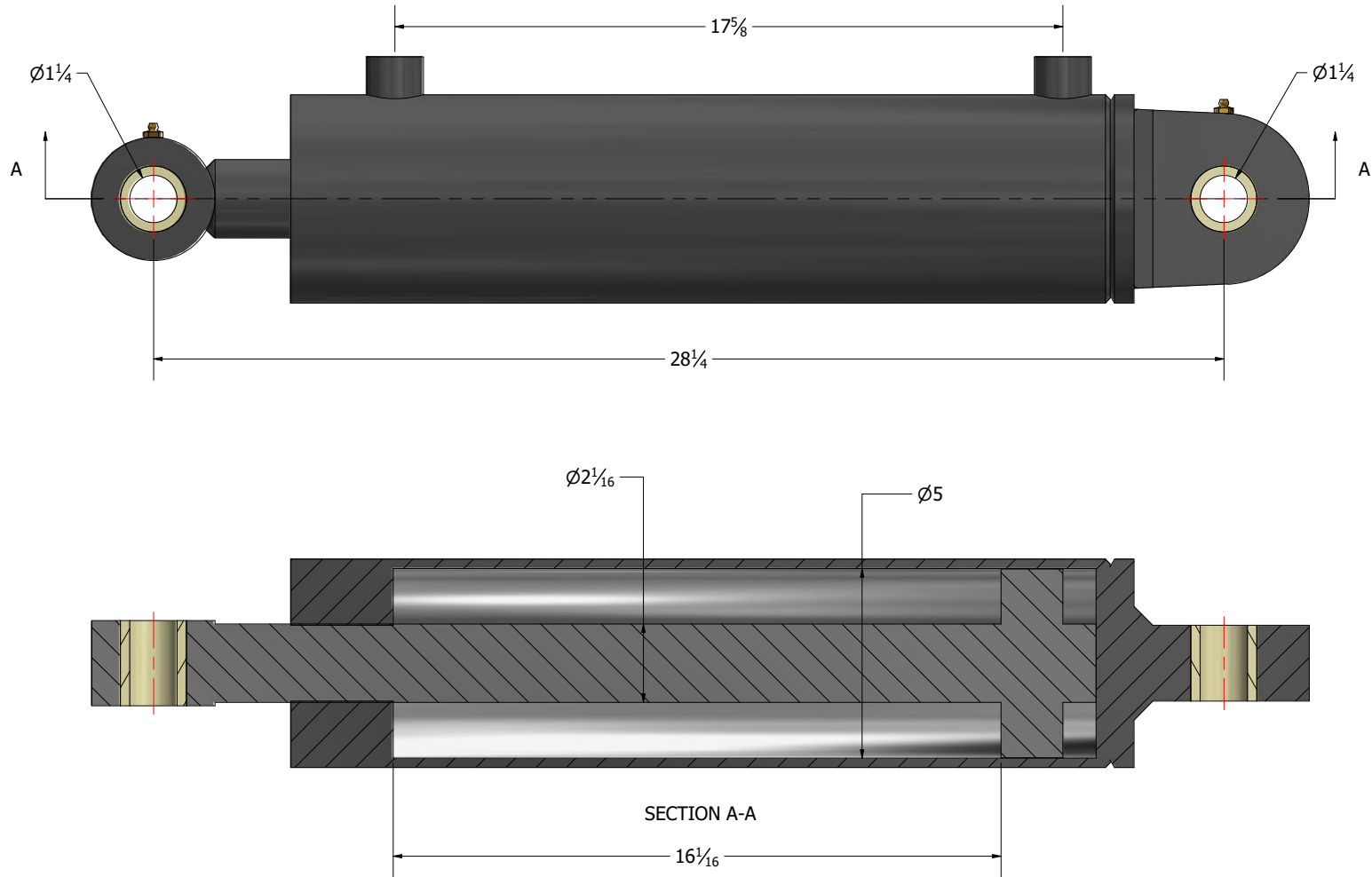
HYDRAULIC COMPONENTS

ITEM	QTY	PART NUMBER	REV	DESCRIPTION
1	4	407000073	0	Dust Cap Male 1/2" Body Quick Connect – Black
2	2	407000074	0	Dust Cap Male 1/2" Body Quick Connect – Red
3	4	4071_08mb_12mj45	0	Elbow 45 deg MORB-08 x MJIC-12
4	4	4071_08mb_12mj90	0	Elbow Adapter 90 deg MORB-08 x MJIC-12
5	2	4071_12mb_12mj90	0	Elbow 90 deg MORB-12 x MJIC-12
6	2	4071_12mj_12fx90	0	Adapter 90° MJIC-12 x FJIC-12 Swivel
7	6	4071_12mj_12mj45_BH	0	BulkHead Elbow Nipple 45 deg MJIC-12 x MJIC-12
8	1	4071_12mj_12mj90	0	Adapter 90° MJIC-12 x MJIC-12
9	16	4071_12mj_12mj90_BH	0	BulkHead 90° MJIC-12 x MJIC-12
10	4	4071_12mj_12mj_BH_12mj	0	BulkHead Tee MJIC-12 3 way
11	6	407300044	0	Tip Pioneer Ag 1/2" Body FNPT-08 Poppet
12	2	407600091	0	Clamp_Hose Loop 7/8" (to fit 1/2" hose)
13	5	407600336	0	Pipe Clamps Twin Series DIN 3015, Cover Plate 3D
14	18	407600337	0	Hose Clamp Half Twin 3D 21.3 mm
15	4	407600339	0	Stacking Bolt for Twin Clamps 3D 5/16-18 UNC
16	4	407600340	0	Twin Clamp Safety Locking Plate 2-3D
17	4	4076_CS_0750	0	Tube_Clamp Spacer (K 3/4" Bead)
18	2	42408_013-5012fx12fxj	0	Hose - 08_013.50E_12fxj 12fxj
19	2	42408_020-0012fxj12fxj	0	Hose - 08_020.00E_12fxj 12fxj
20	3	42408_035-0012fxj12fxj	0	Hose - 08_035.00E_12fxj 12fxj
21	3	42408_047-0012fxj12fxj	0	Hose - 08_047.00E_12fxj 12fxj
22	1	42408_048-5012fxj12fxj	0	Hose - 08_048.50E_12fxj 12fxj
23	3	42408_056-2512fxj12fxj	0	Hose - 08_056.25E_12fxj 12fxj
24	4	42408_057-2512fxj12fxj	0	Hose - 08_057.25E_12fxj 12fxj
25	6	42408_088-2512fxj08mp	0	Hose - 08_088.25E_12fxj 08mp
26	2	42408_107-5012fxj12fxj	0	Hose - 08_107.50E_12fxj 12fxj
27	2	42408_109-0012fxj12fxj	0	Hose - 08_109.00E_12fxj 12fxj
28	2	42408_123-5012fxj12fxj	0	Hose - 08_123.50E_12fxj 12fxj
29	2	42408_178-0012fxj12fxj	0	Hose - 08_178.00E_12fxj 12fxj
30	2	42408_185-0012fxj12fxj	0	Hose - 08_185.00E_12fxj 12fxj
31	2	42408_205-5012fxj12fxj	0	Hose - 08_205.50E_12fxj 12fxj
32	1	426003601	0	Steel Line, 1410 Eject Cyl. Rod End
33	2	BLT8C_1-2x3-4	0	Bolt Gr. 8 UNC 1/2" x 3/4"
34	5	BLT8C_5-16x1_3-4	0	Bolt Gr. 8 UNC 5/16" x 1-3/4"

SECTION 3.00

HYDRAULIC CYLINDERS

2301 1410 LIFT CYLINDER



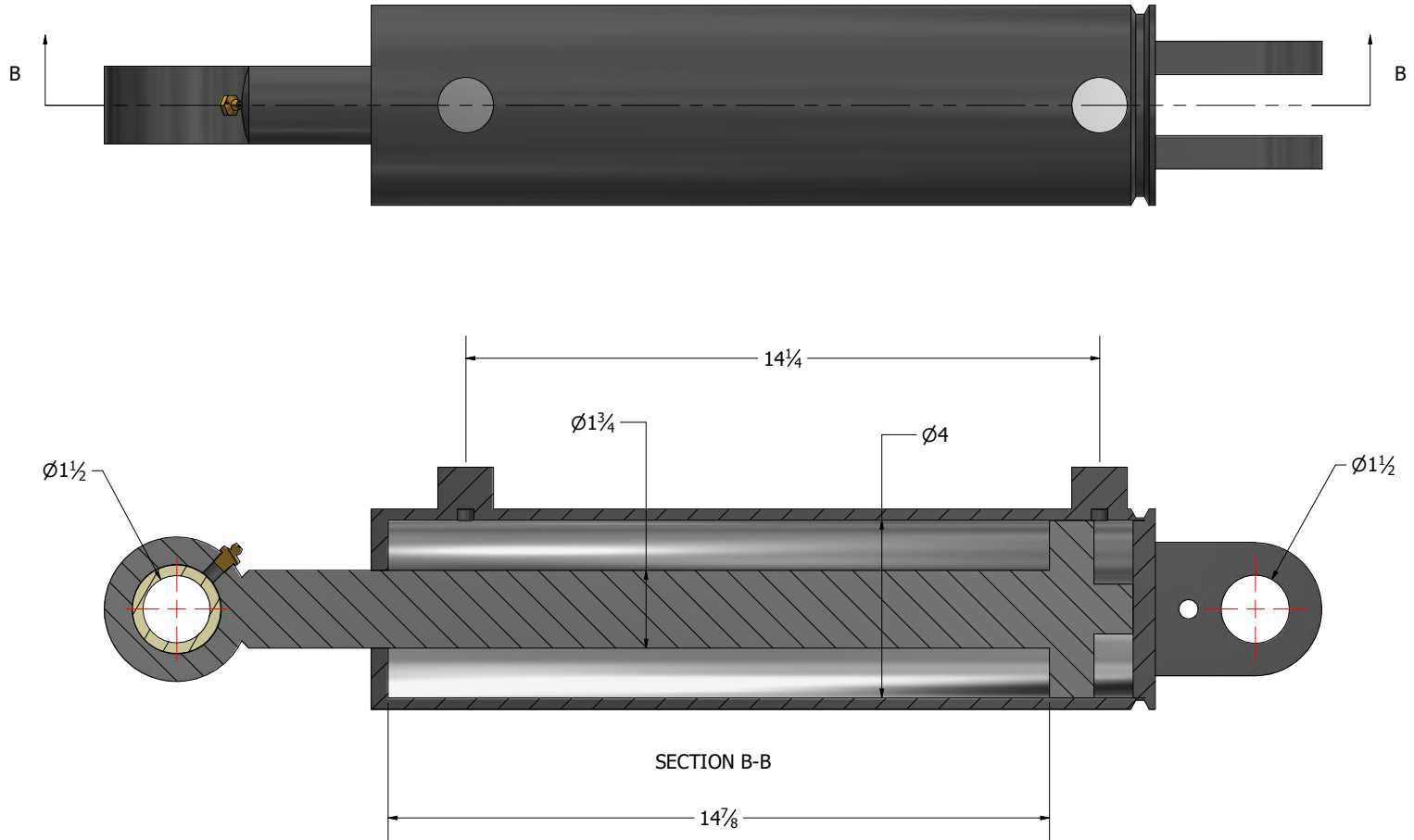
Ashland 400313
Ashland Seal Kit 432234P

401100030

SECTION 3.00

HYDRAULIC CYLINDERS

2301 1410 GATE CYLINDER



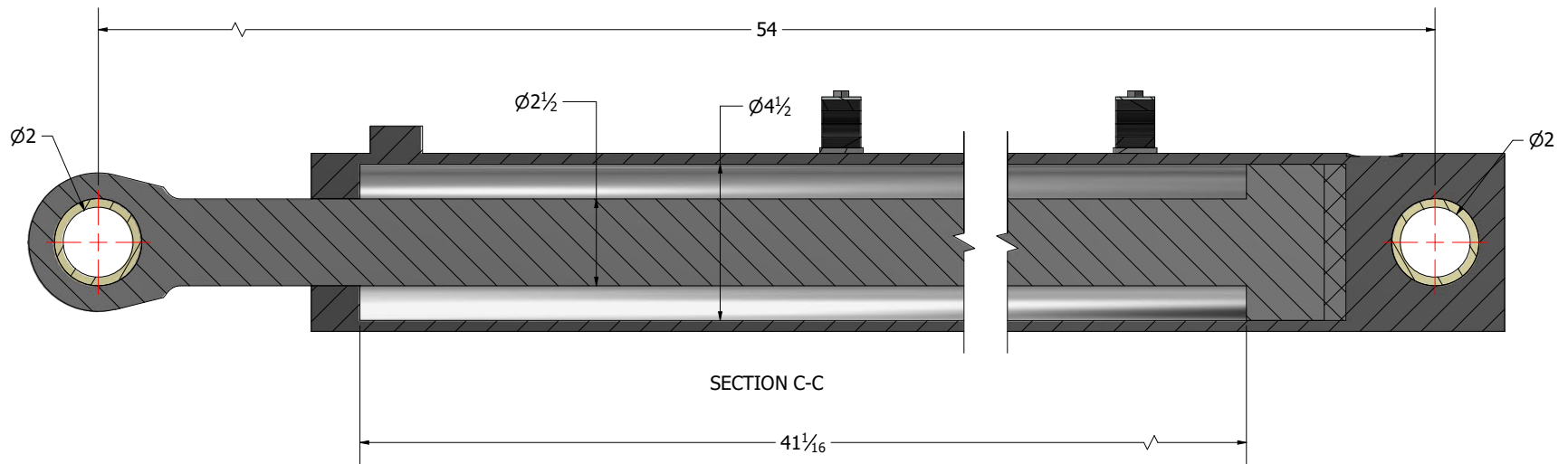
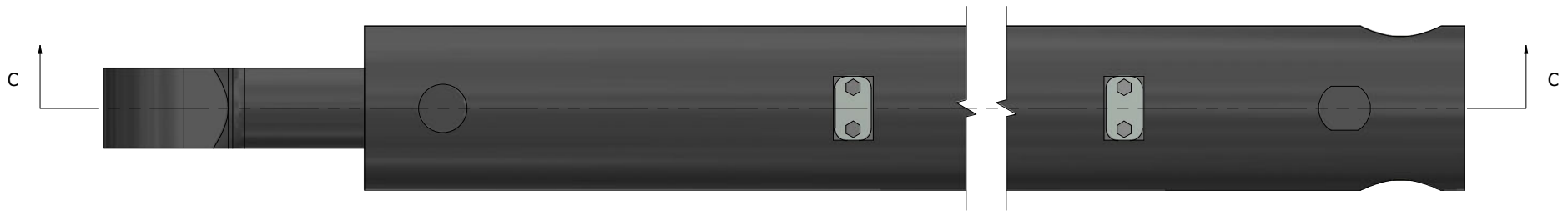
Ashland 400315
Ashland Seal Kit 432309P

401200019

SECTION 3.00

HYDRAULIC CYLINDERS

2301 1410 EJECTOR CYLINDER



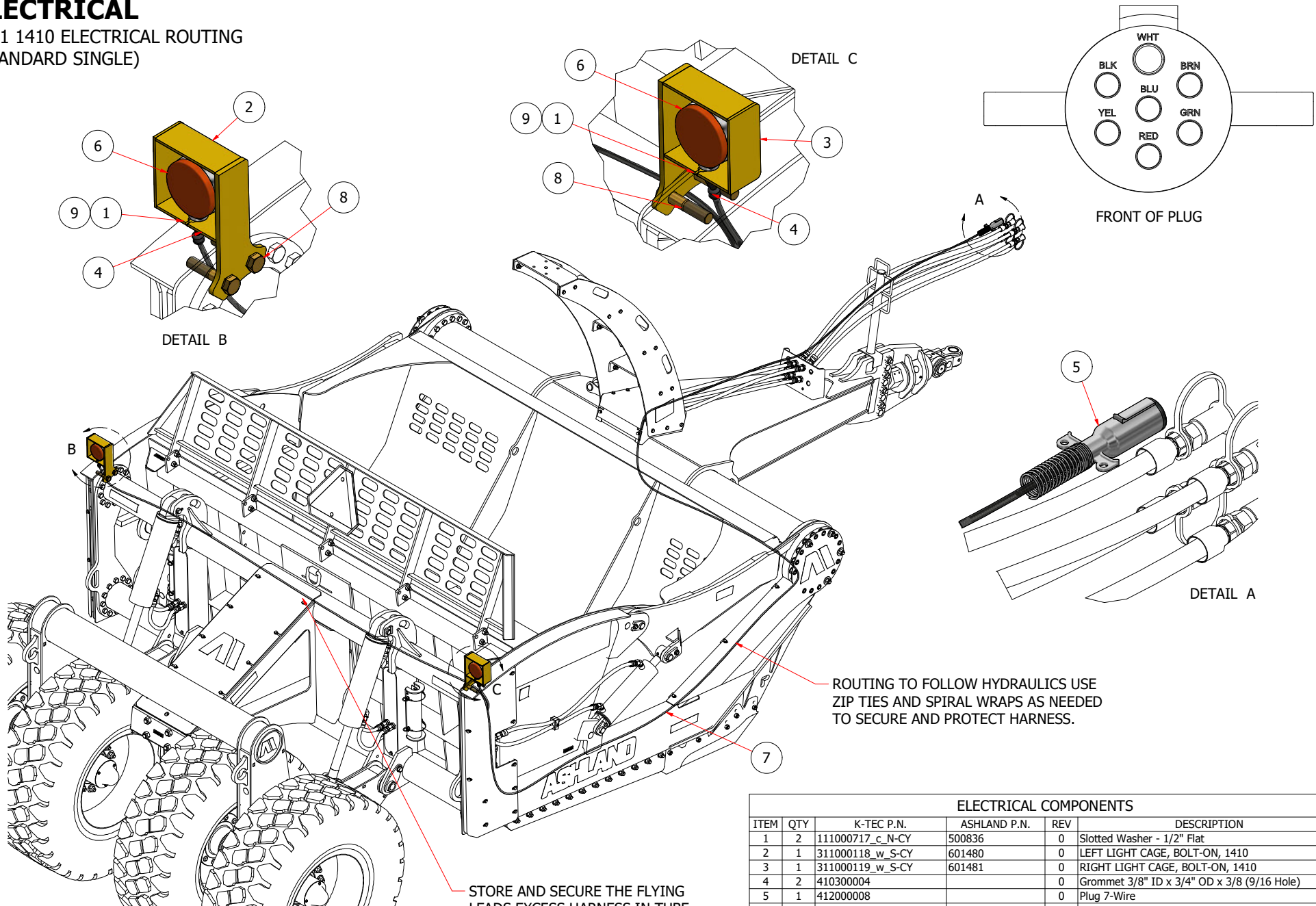
Ashland 400317
Ashland Seal Kit 432228P

401300035

SECTION 4.00

ELECTRICAL

2301 1410 ELECTRICAL ROUTING (STANDARD SINGLE)



ROUTING TO FOLLOW HYDRAULICS USE ZIP TIES AND SPIRAL WRAPS AS NEEDED TO SECURE AND PROTECT HARNESS.

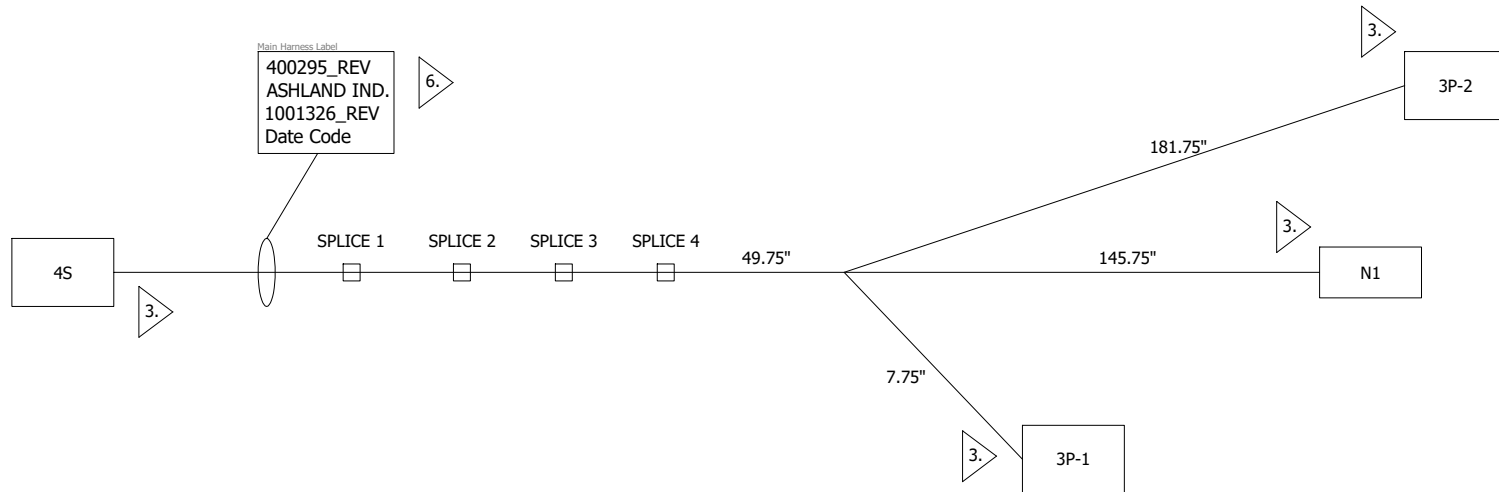
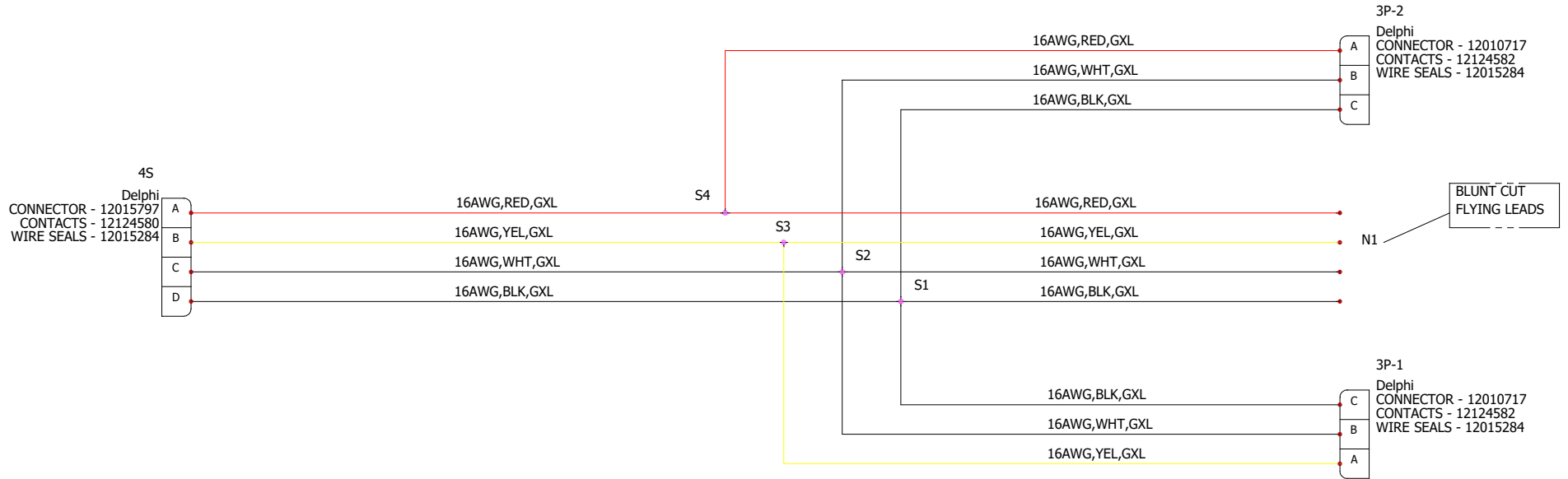
STORE AND SECURE THE FLYING LEADS EXCESS HARNESS IN TUBE.

ELECTRICAL COMPONENTS					
ITEM	QTY	K-TEC P.N.	ASHLAND P.N.	REV	DESCRIPTION
1	2	111000717_c_N-CY	500836	0	Slotted Washer - 1/2" Flat
2	1	311000118_w_S-CY	601480	0	LEFT LIGHT CAGE, BOLT-ON, 1410
3	1	311000119_w_S-CY	601481	0	RIGHT LIGHT CAGE, BOLT-ON, 1410
4	2	410300004		0	Grommet 3/8" ID x 3/4" OD x 3/8 (9/16 Hole)
5	1	412000008		0	Plug 7-Wire
6	2	412000241	A125410	0	LIGHT, DUAL FACE LED, TRAILER
7	1	412630091	400295	0	Standard Tail Light Harness
8	4	BLT8C_3-4x3_1-2		0	Bolt Gr. 8 UNC 3/4" x 3-1/2"
9	2	NUT8C_1-2		0	Nut Gr. 8 UNC 1/2"

SECTION 4.00

ELECTRICAL

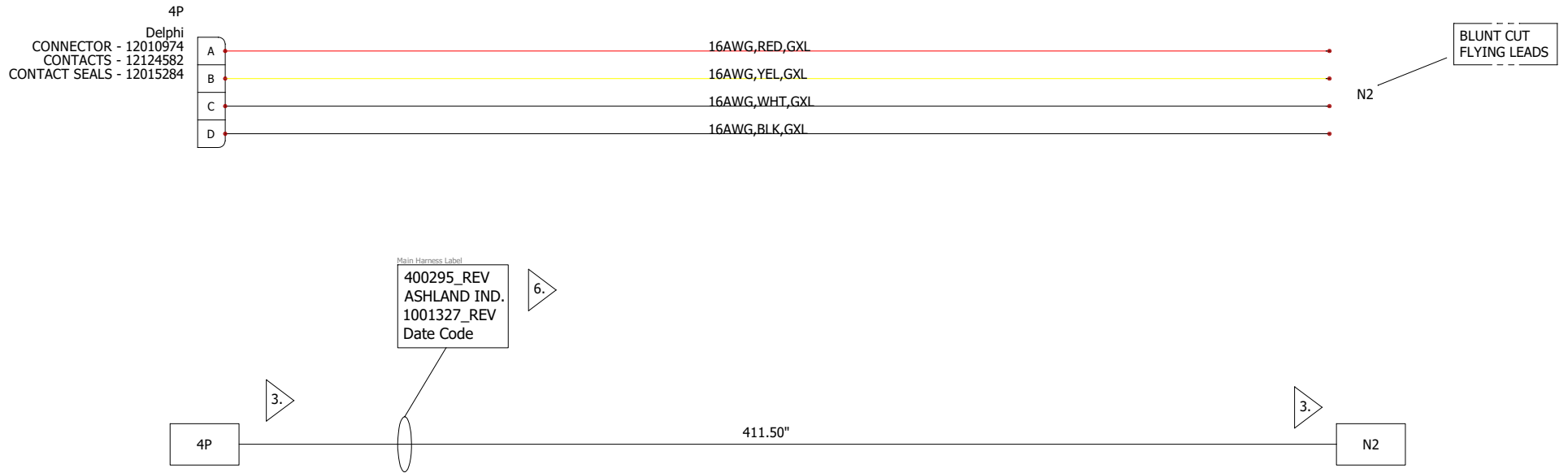
412630091 HARNESS DIAGRAM



SECTION 4.00

ELECTRICAL

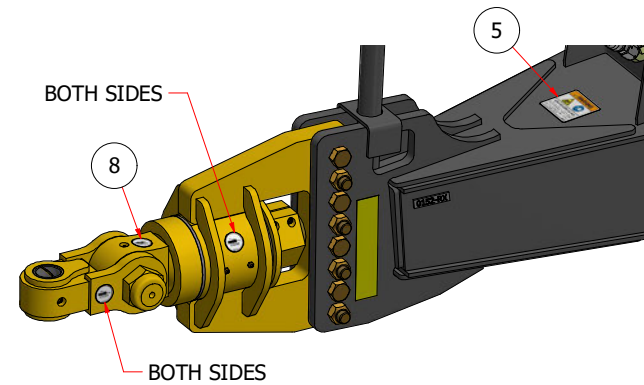
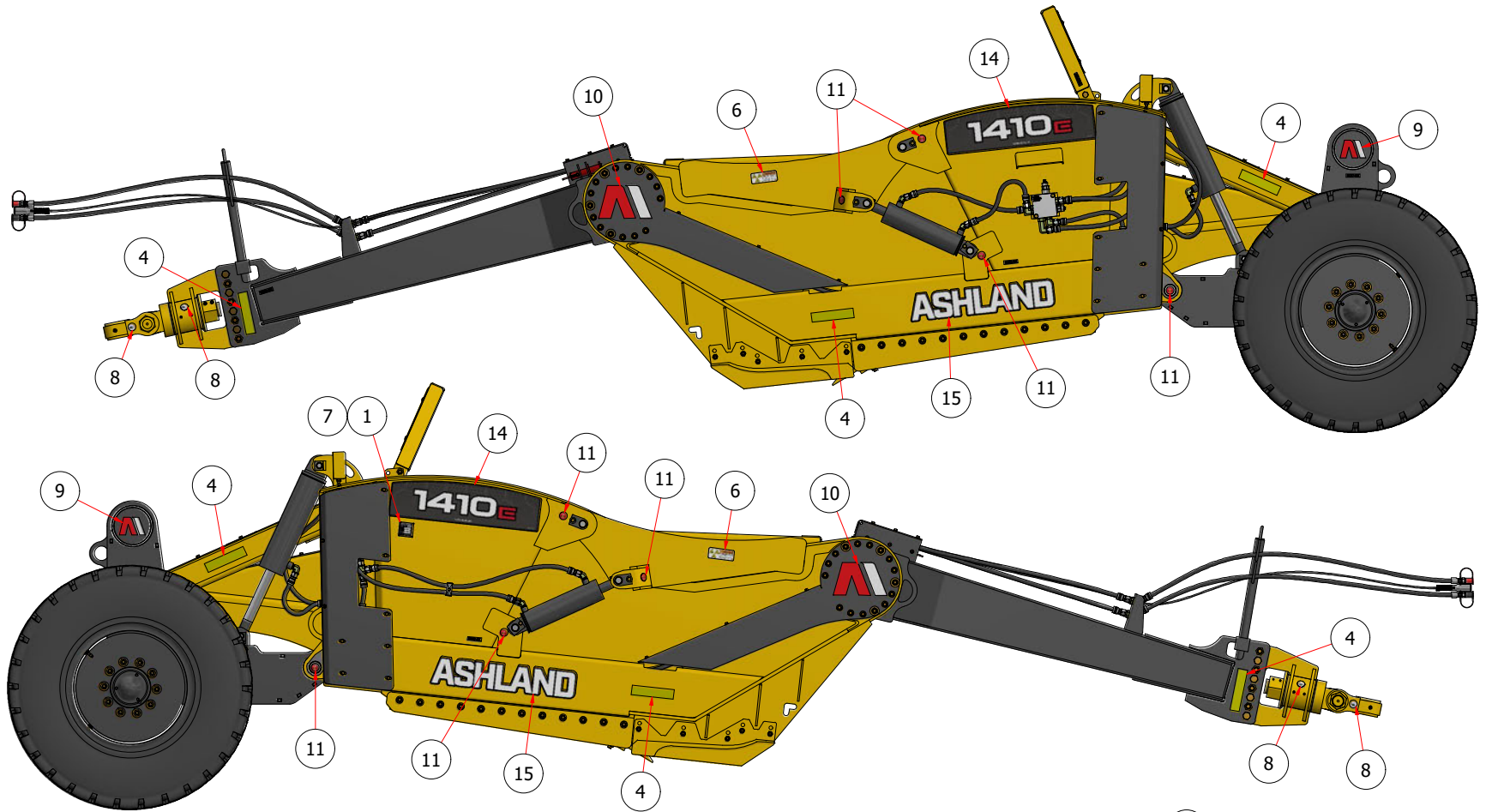
412630091 HARNESS DIAGRAM



SECTION 5.00

DECALS

2301 1410



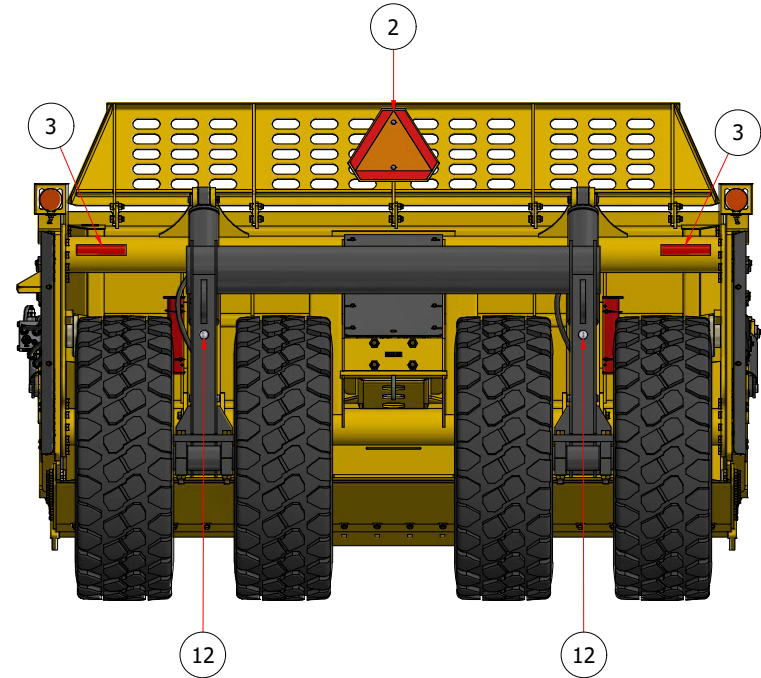
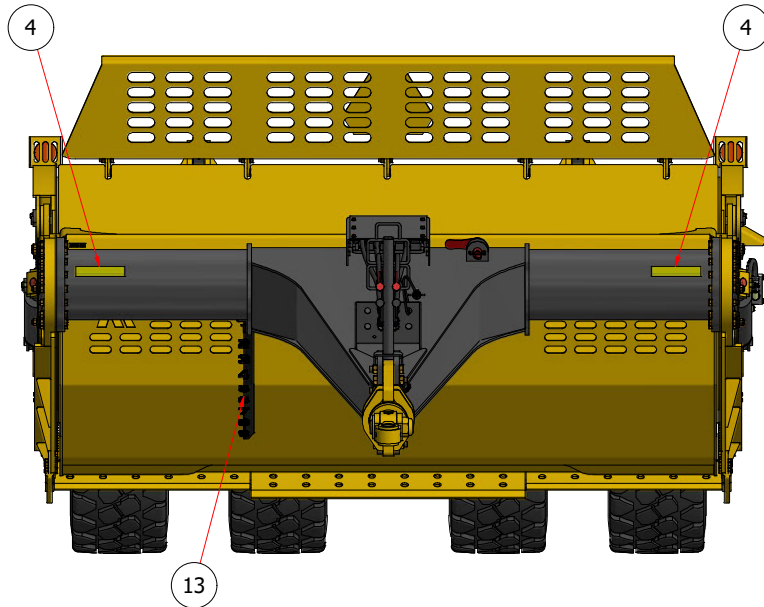
DECALS

ITEM	QTY	K-TEC P.N.	ASHLAND P.N.	REV	DESCRIPTION
1	4	405000135	AFR-00001	0	#4 x 5/16" U-Drive Screw, Round Head
2	1	411000002		0	Decal - SMV Sign
3	2	411000003		0	Decal - Reflective Tape, Red
4	8	411000004		0	Decal - Reflective Tape, Yellow
5	1	411000040		2	Decal - Warning High-Pressure Hyd
6	2	411000261		0	Decal - Warning, Crush Hazard
7	1	411000263		0	Decal - Serial Plate
8	6	411000270	ADS-00019	0	Decal - Grease Point Round
9	2	411000274	ADS-00064	0	Decal - AI Logo Small
10	3	411000276	ADS-00065	0	Decal - AI Logo Large
11	12	411000278	ADS-00083	0	Decal - Greaseless Point Round
12	2	411000281	ADS-00091	0	Decal - Lift Point Round
13	1	411000283	ADS-00066	0	Decal: Depth Gauge
14	2	411000286	ADS-00079	1	Decal - Model 1410E
15	2	411000346		0	Decal - Ashland Wordmark

SECTION 5.00

DECALS

2301 1410



DECALS

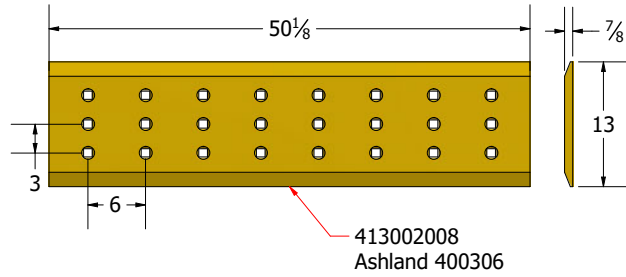
ITEM	QTY	K-TEC P.N.	ASHLAND P.N.	REV	DESCRIPTION
1	4	405000135	AFR-00001	0	#4 x 5/16" U-Drive Screw, Round Head
2	1	411000002		0	Decal - SMV Sign
3	2	411000003		0	Decal - Reflective Tape, Red
4	8	411000004		0	Decal - Reflective Tape, Yellow
5	1	411000040		2	Decal - Warning High-Pressure Hyd
6	2	411000261		0	Decal - Warning, Crush Hazard
7	1	411000263		0	Decal - Serial Plate
8	6	411000270	ADS-00019	0	Decal - Grease Point Round
9	2	411000274	ADS-00064	0	Decal - AI Logo Small
10	3	411000276	ADS-00065	0	Decal - AI Logo Large
11	12	411000278	ADS-00083	0	Decal - Greaseless Point Round
12	2	411000281	ADS-00091	0	Decal - Lift Point Round
13	1	411000283	ADS-00066	0	Decal: Depth Gauge
14	2	411000286	ADS-00079	1	Decal - Model 1410E
15	2	411000346		0	Decal - Ashland Wordmark

SECTION 6.00

CUTTING EDGES

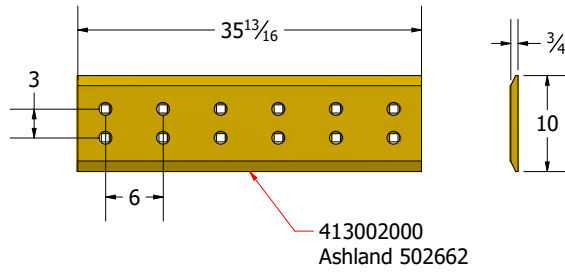
2301 1410 REPLACEMENT CUTTING EDGES

CENTER EDGES



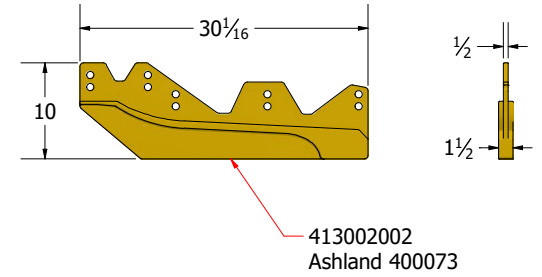
STANDARD

SIDE EDGES

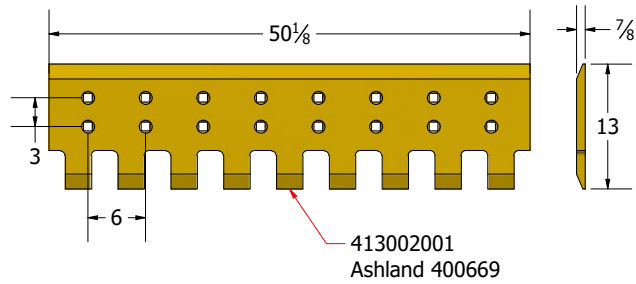


SIDE EDGE

ROUTER BITS



STANDARD



SERRATED