



# *BUCHLI MASTER PARTS BOOK*

## B-60 Scraper

ver 12-02

Ashland Industries Inc.  
1115 Rail Drive  
P.O. Box 717  
Ashland, WI. 54806  
Ph: 877-634-4622 *Toll Free*  
Ph: 715-682-4622  
Fx: 715-682-9717  
[www.ashlandind.com](http://www.ashlandind.com)



## INDEX PAGE

### B-60 Scraper

How to order parts:

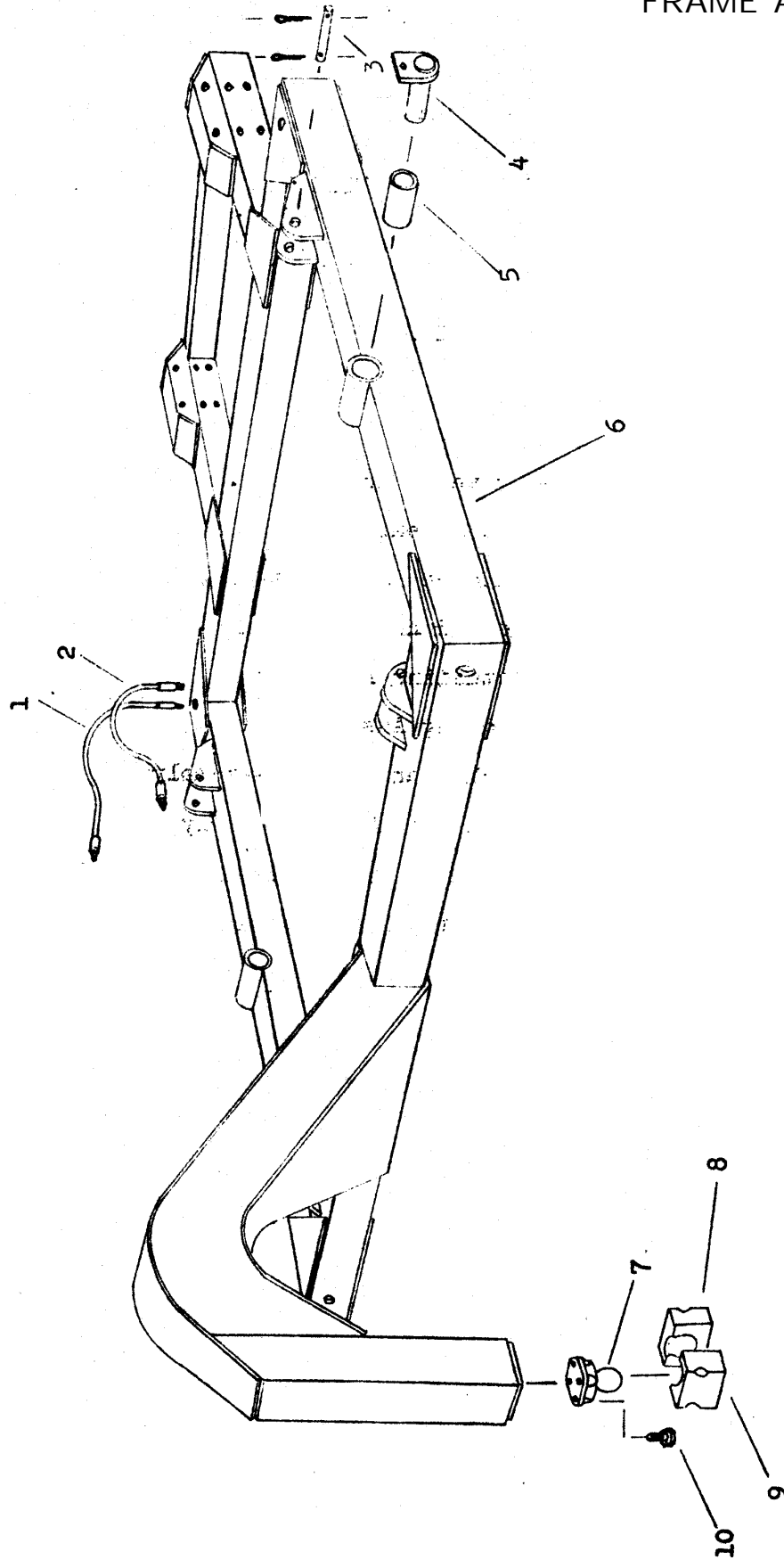
Be sure to state MODEL and SERIAL NO. of machine, PARTS NO., DESCRIPTION, and QUANTITY wanted.

Unless this is done, we cannot give you prompt service or send the correct parts.

#### I N D E X

<i>Page No.</i>	<i>Illustration &amp; Parts List</i>
3 - 4	Frame Ass'y
5 - 6	Pole & Axle Ass'y
7 - 8	Actuating Ass'y
9 - 10	Bucket & Apron Ass'y
11	Wheel & Hub Ass'y
12	Hyd. Cylinder, 5" x 16"
13	Hyd. Cylinder, 4" x 16" High Pressure (opt)

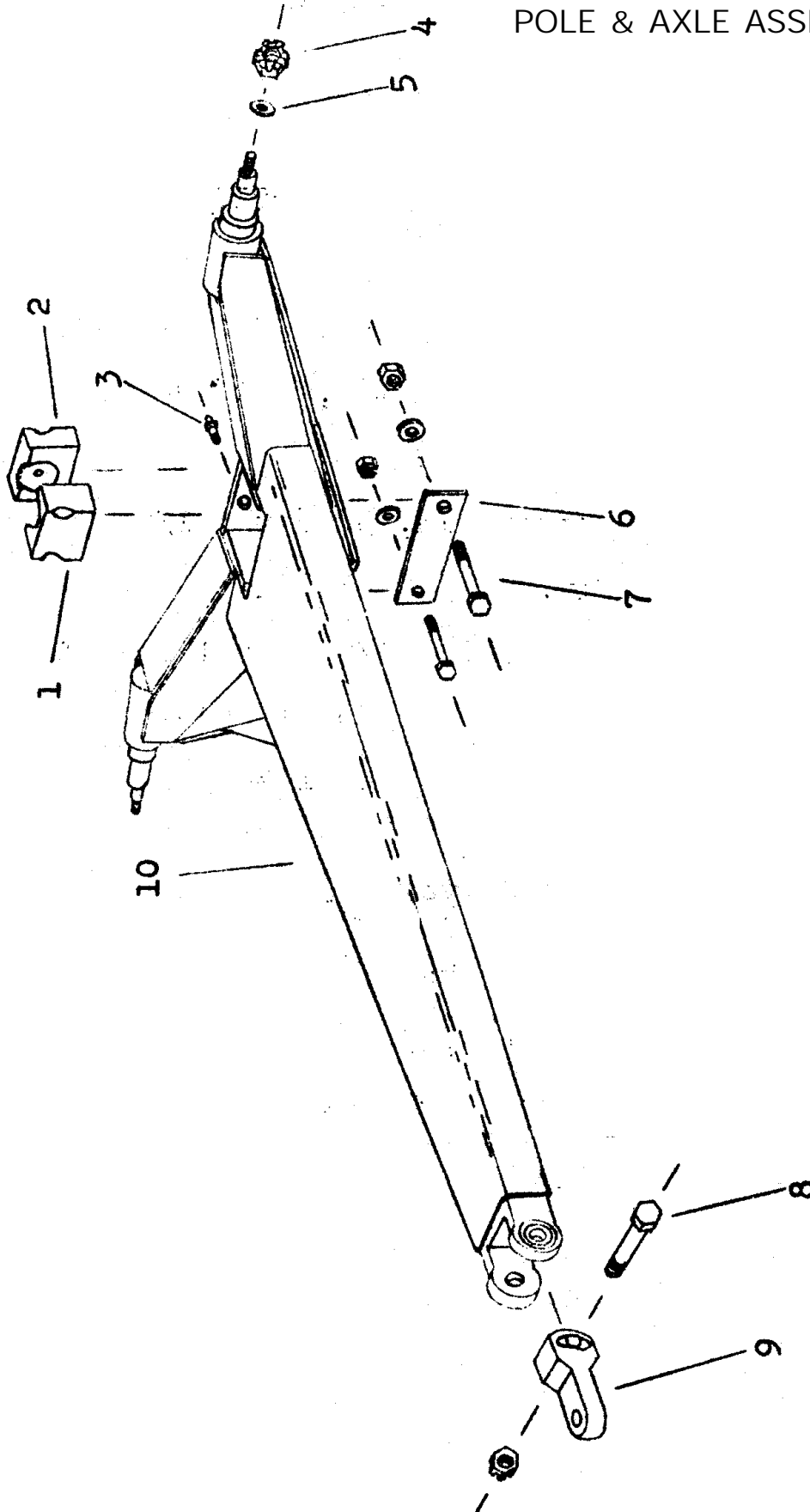
# FRAME ASSEMBLY



PARTS LIST  
 FRAME ASSEMBLY  
 B-60 SCRAPER

Key No.	Part No.	Description
1	B400H01	Hydraulic hose, 1/2" x 38"
2	B60H01	Hydraulic hose, 1/2" x 22"
	B400H02	Swivel adapter, 1/2" 90 degree
3	B40010	Pin, 1-1/8" x 4"  Cotter pin, 3/16" x 1-1/2"
4	B40016	Pin, 1-1/2" x 6-5/16"
5	B6001	Bushing, 1-7/8" OD x 1-1/2" ID x 4-3/8" long
6	B6002	Frame, Four wheel model
	B6003	Frame, Two wheel model
7	B40006	Ball Swivel
8	B40005	Cast socket, half, rear w/zerk hole
9	B40004	Cast socket half, front
10		Capscrew, 3/4" x 3"  Lockwasher, 3/4"

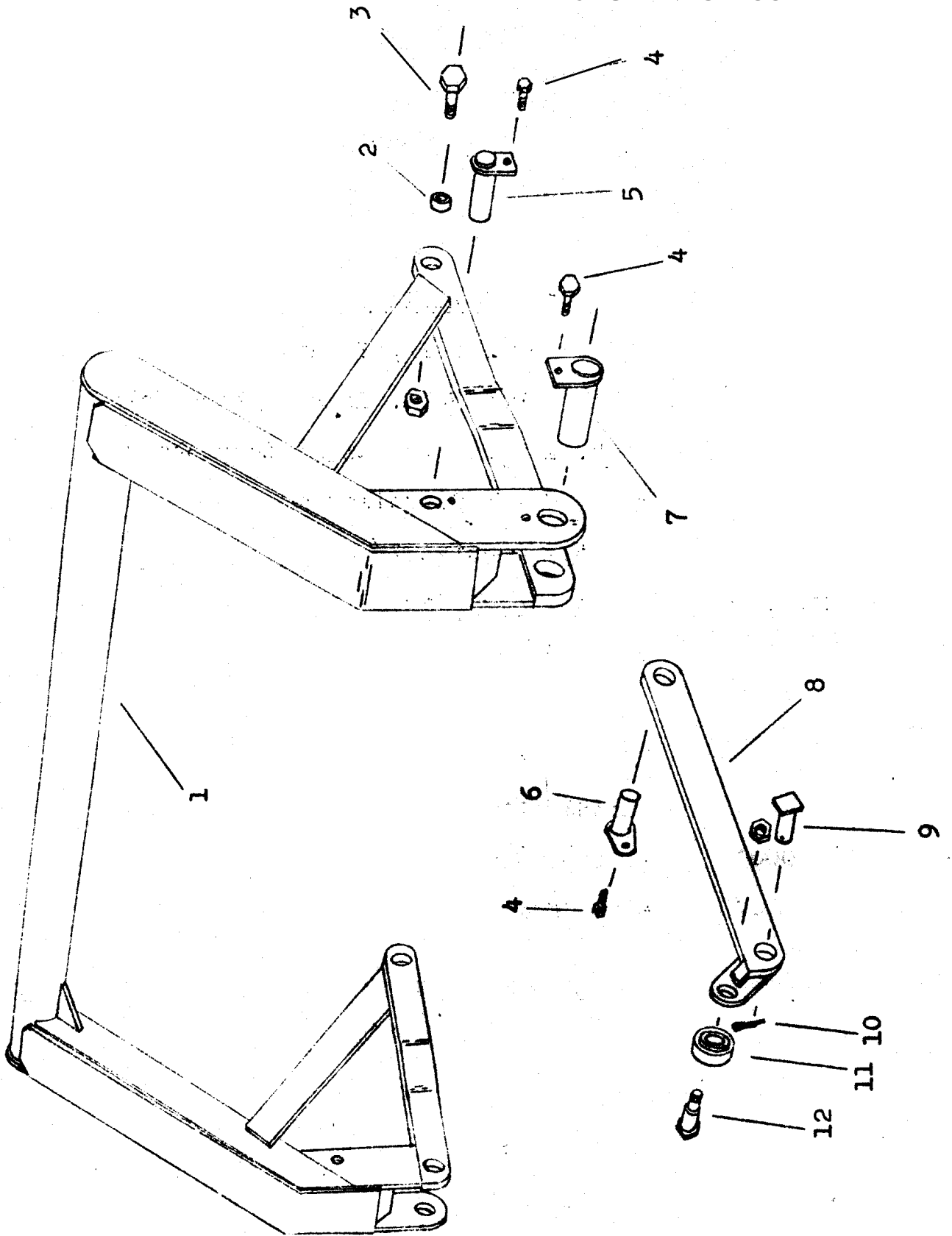
POLE & AXLE ASSEMBLY



PARTS LIST  
POLE & AXLE ASSEMBLY  
B-60 SCRAPER

Key No.	Part No.	Description
1	B40004	Cast socket half, front
2	B40005	Cast socket half, rear w/zerk hole
3	B2206	Zerk, 1/8" NPT (straight long shank)
4		Nut, 7/8" NF Castellated
5	B2239	Washer, special 7/8" flat
6	B40008	Socket clamp bar
7		Bolt, 3/4" x 7" w/nut & LW
8		Capscrew, 1-1/4" x 7" NF
		Nut, 1-1/4" NF castellated
		Cotter pin, 3/16" x 1-3/4"
9	B40009	Swivel hitch
10	B40007B	Pole and Axle assembly

ACTUATING ASSEMBLY

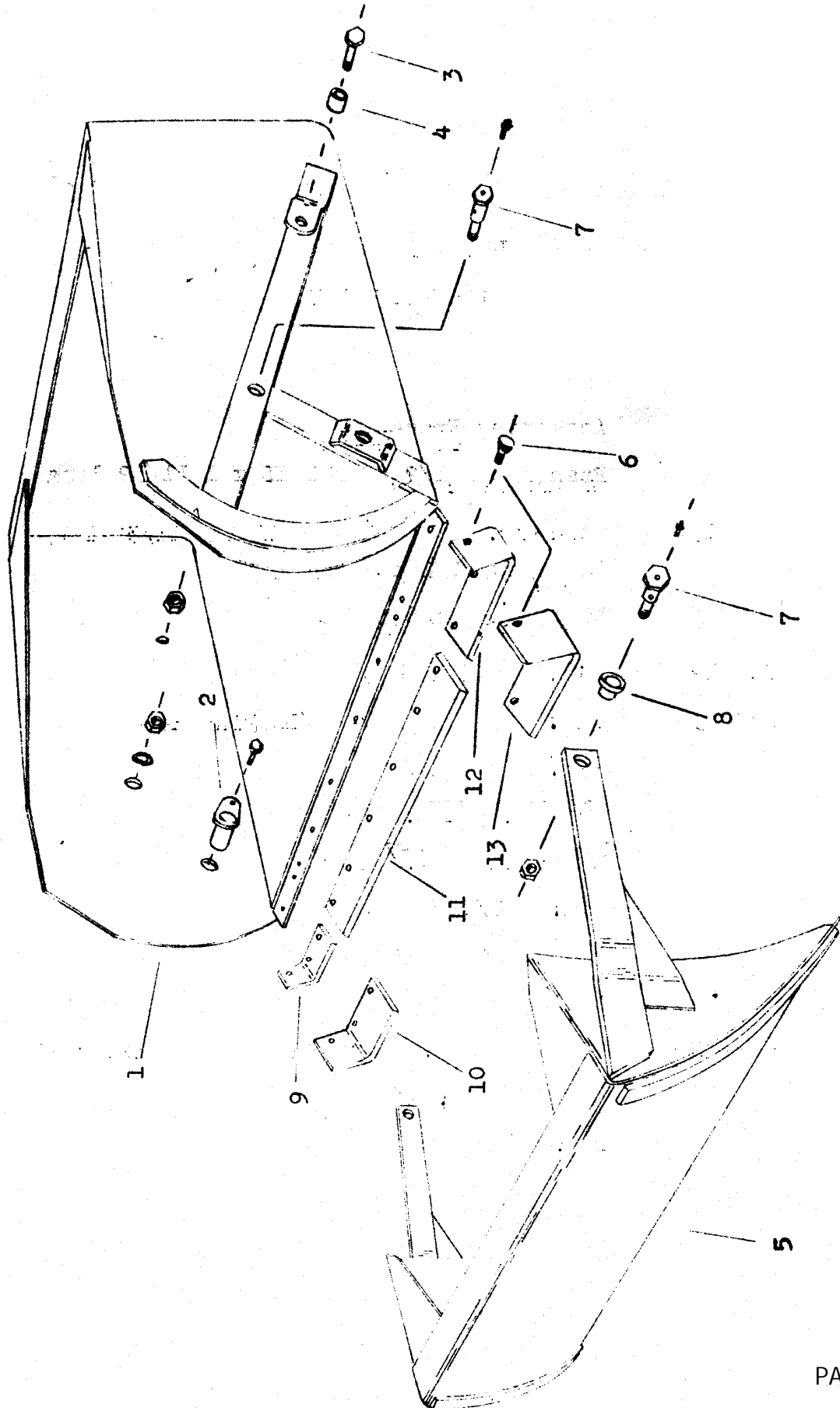


PARTS LIST  
ACTUATING ASSEMBLY  
B-60 SCRAPER

Key No.	Part No.	Description
1	B6004	Actuating Frame
2	B40015	Bushing, 1-1/2" OD x 1" ID x 1-11/32" long
3		Bolt, HT 1" x 4" NF w/nut
4		Capscrew, 1/2" x 1" NC
5	B40012	Pin, 1-1/8" x 6-5/16"
6	B40023	Pin, 1-1/4" x 2-3/4" w/locking head
7	B40016	Pin, 1-1/2" x 6-5/16"
8	B6005	Actuating arm, left
	B6006	Actuating arm, right
9	B6007	Pin, 1-1/4" x 3-7/8"
10		Cotter pin, 1/4" x 2"
11	B30002	Roller
12	B30003	Shoulder pin, 2-1/2" shoulder, 1-1/4" to 1"
		Flat washer, 1"
		Nut, 1" NF



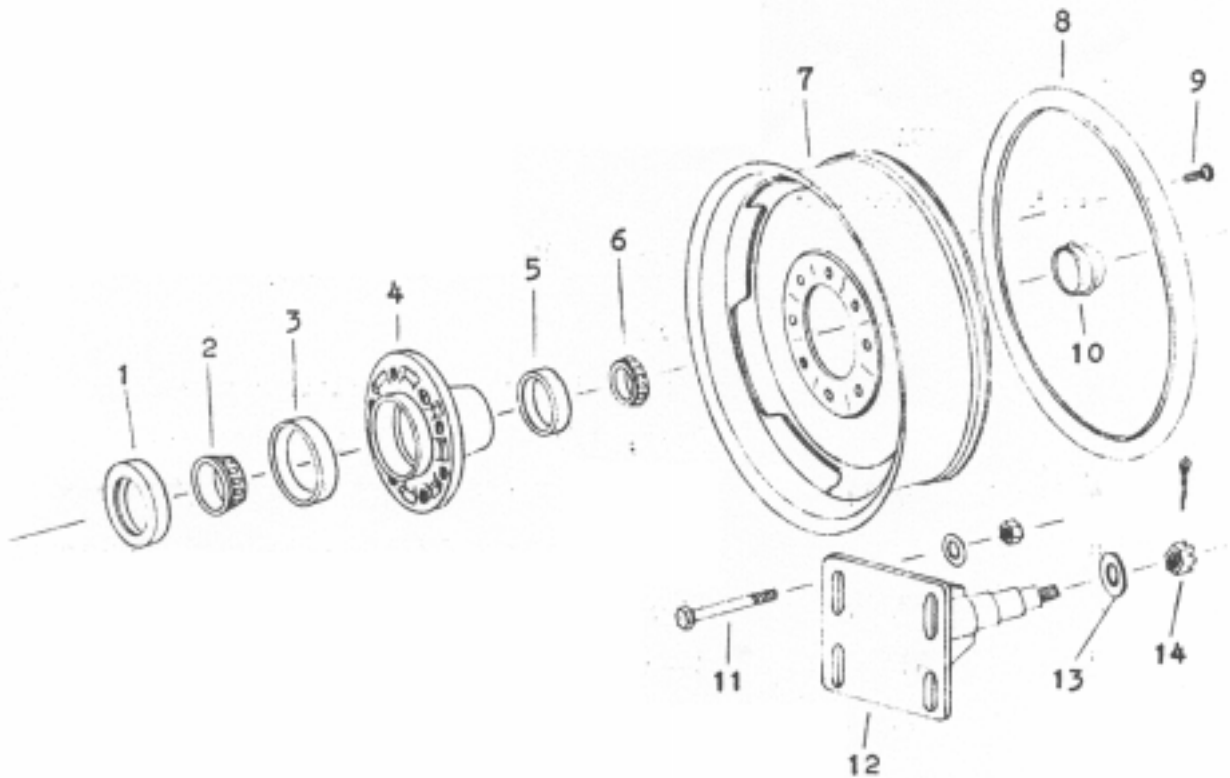
# BUCKET & APRON ASSEMBLY



PARTS LIST  
 BUCKET & APRON ASSEMBLY  
 B-60 SCRAPER

Key No.	Part No.	Description
1	B6008	Bucket
2	B40023	Pin, 1-1/4" x 2-3/4" w/locking head Capscrew, 1/2" x 1" NC
3		Bolt, HT 1" x 4" NF w/nut
4	B40015	Bushing, 1-1/2" OD x 1" ID x 1-11/32" long
5	B6009	Apron
6		Plow bolt, 1/2" x 1-1/2" w/nut Plow bolt, 1/2" x 1-3/4" w/nut
7	B6010	Shoulder pin, 1-5/8" to 1-1/4" Nut, 1-1/4" NF Lockwasher, 1-1/4"
8	B6011	Bushing, 1-5/8" ID
9	B2224	Right cutting edge, 4"
10	B2225	Right cutting edge, 6", optional
11	B40001	Center cutting edge, 6" x 54"
12	B2221	Left cutting edge, 4"
13	B2222	Left cutting edge, 6", optional
	B40024	One piece cutting edge, 6" optional (not shown)
	B40025	Cutting edge pitch control wedge, optional (not shown)

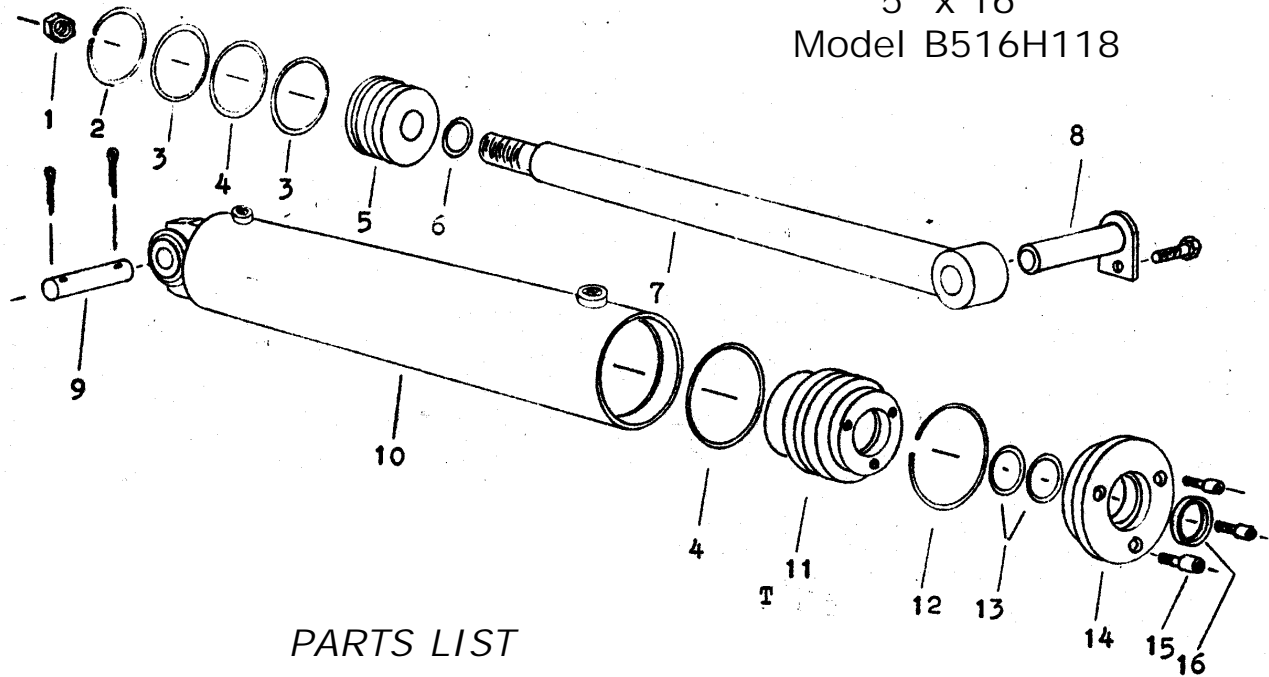
## WHEEL, HUB & SPINDLE ASSEMBLY



### PARTS LIST

Key No.	Part No.	Description
1	B4512	Grease seal
2	B4513	Bearing cone, inner
3	B4514	Bearing cup, inner
4	B4515	Hub, less bearings
5	B2233	Bearing cup, outer
6	B4516	Bearing cone, outer
7	B4517	Wheel, less lock ring
8	B4518	Lock ring
	B4521	Wheel assembly (includes lock ring)
9	B4519	Wheel bolt
10	B2235	Hub cap
11		Bolt, 3/4" x 6" w/flat washer & nut
12	B4520	Spindle
13	B2239	Washer, special 7/8" flat
14		Nut, 7/8" NF castellated Cotter pin, 5/32" x 1-1/4"

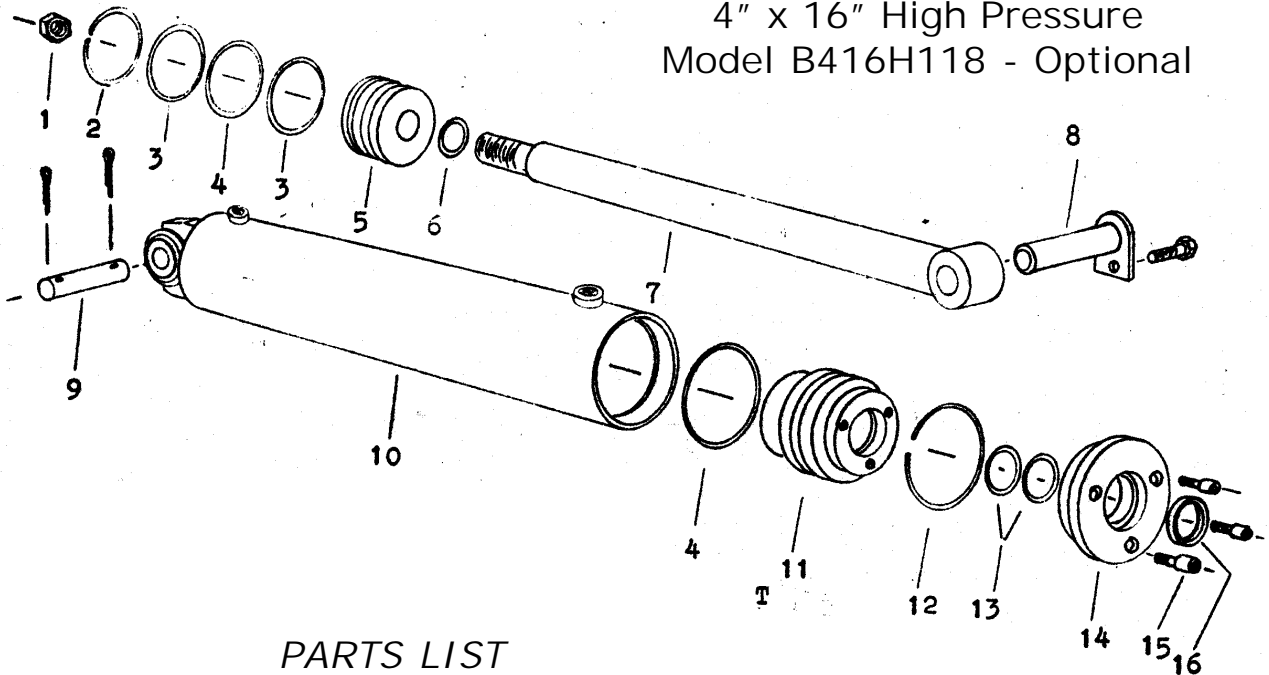
HYDRAULIC CYLINDER  
5" x 16"  
Model B516H118



PARTS LIST

Key No.	Part No.	Description
1	B300H03	Piston nut, 1 NF
2	B400H04	Cast iron piston ring, 5 OD
3	B400H05	Piston backup washer, 5 OD
4	B400H06	Piston & static O-ring seal, 5 OD
5	B400H07	Piston, 5 OD
6	B400H16	Piston gasket, 1-1/4 ID
7	B400H08	Shaft, 2"
8	B4524	Pin, 1-1/8 x 6
		Lockwasher, 1/2"
		Capscrew, 1/2 x 1 NC
9	B40010	Pin, 1-1/8" x 4"
		Cotter pin, 3/16" x 1-1/2"
10	B400H09	Barrell assembly
11	B400H10	Head gland
12	B400H11	Retainer ring
13	B400H12	Shaft O-ring seal, 2 ID
14	B400H13	Head cap
15	B400H14	Wiper seal, 2 ID
16	B22H18	Socket head capscrew, 1/4" x 1"
	B400H15	Packing kit containing:
		1 B400H04
		2 B400H05
		2 B400H06
		1 B300H08
		1 B400H11
		2 B400H12
		1 B400H14

HYDRAULIC CYLINDER  
4" x 16" High Pressure  
Model B416H118 - Optional



PARTS LIST

Key No.	Part No.	Description
1	B300H03	Piston nut, 1 NF
2	B300H04	Cast iron piston ring, 4 OD
3	B300H05	Piston backup washer, 4 OD
4	B300H06	Piston & static O-ring seal, 4 OD
5	B300H07	Piston, 4 OD
6	B400H08	Piston gasket, 1 ID
7	B45H03	Shaft, 1-1/2"
8	B4524	Pin, 1-1/8 x 6
		Lockwasher, 1/2"
		Capscrew, 1/2 x 1 NC
9	B40010	Pin, 1-1/8" x 4"
		Cotter pin, 3/16" x 1-1/2"
10	B45H04	Barrell assembly
11	B300H11	Head gland
12	B300H12	Retainer ring
13	B22H15	Shaft O-ring seal, 1-1/2" ID
14	B300H13	Head cap
15	B22H17	Wiper seal, 1-1/2" ID
16	B22H18	Socket head capscrew, 1/4" x 1"
	B300H14	Packing kit containing:
		1 B300H04
		2 B300H05
		2 B300H06
		1 B300H08
		1 B300H12
		2 B22H15
		1 B22H17