



**PARTS MANUAL**  
ASHLAND 2411-3413E SCRAPER

YEAR MODEL: 2101  
VERSION: 1.01

**TABLE OF CONTENTS**

- 1** Structural Components
- 2** Hydraulic Components
- 3** Hydraulic Cylinders
- 4** Electrical Components
- 5** Decal Layout
- 6** Spiral Wrap

2411E  
2811E  
3013E  
3413E



## SECTION 1.00

# BOLT TORQUE SPECIFICATIONS

Recommended Torque Specifications Unless Otherwise Specified.

### STANDARD/PLOW/CARRIAGE BOLTS

BOLT SIZE	THREAD PER INCH	GRADE 2				GRADE 5				GRADE 8			
		DRY		LUBRICATED		DRY		LUBRICATED		DRY		LUBRICATED	
		ft/lbs	Nm	ft/lbs	Nm	ft/lbs	Nm	ft/lbs	Nm	ft/lbs	Nm	ft/lbs	Nm
1/4	20	5.5	7.4	4.1	5.6	9.5	12.9	7.2	9.7	12	16.2	9	12.1
1/4	28	6.3	8.5	4.7	6.4	10.9	14.8	8.2	11.1	14	18.5	10	13.9
5/16	18	11	15.3	8	11.5	20	26.6	15	20.0	25	33.3	18	25.0
5/16	24	13	17.0	9	12.7	22	29.5	16	22.1	27	36.9	20	27.6
3/8	16	20	27.2	15	20.4	35	47.3	26	35.5	44	59.1	33	44.3
3/8	24	23	30.8	17	23.1	40	53.6	30	40.2	49	67.0	37	50.2
7/16	14	32	43.5	24	32.6	56	75.7	42	56.7	70	94.6	52	70.9
7/16	20	36	48.6	27	36.4	62	84.5	47	63.4	78	105.6	58	79.2
1/2	13	49	66.4	37	49.8	85	115.4	64	86.6	106	144.3	80	108.2
1/2	20	55	74.8	41	56.1	96	130.1	72	97.6	120	162.6	90	121.9
5/8	11	97	132.1	73	99.1	170	229.8	127	172.4	212	287.3	159	215.4
5/8	18	110	149.7	83	112.3	192	260.3	144	195.2	240	325.4	180	244.0
3/4	10	173	234.3	130	175.8	301	407.6	225	305.7	376	509.4	282	382.1
3/4	16	193	261.7	145	196.3	336	455.1	252	341.4	420	568.9	315	426.7
7/8	9	243	328.9	182	246.6	485	657.7	364	493.3	606	822.1	455	616.6
7/8	14	267	362.3	200	271.7	534	724.6	401	543.5	668	905.8	501	679.3
1	8	364	493.0	273	369.7	636	862.7	477	647.0	909	1232.4	682	924.3
1	12	398	539.3	298	404.5	696	943.9	522	707.9	995	1348.4	746	1011.3
1 1/4	7	727	985.3	545	739.0	1272	1724.3	954	1293.3	1817	2463.4	1363	1847.5
1 1/4	12	805	1091.1	604	818.3	1408	1909.4	1056	1432.1	2012	2727.7	1509	2045.8
1 1/2	6	1265	1714.4	948	1285.8	2213	3000.3	1660	2250.2	3161	4286.1	2371	3214.6
1 1/2	12	1423	1929.2	1067	1446.9	2490	3376.1	1868	2532.1	3557	4823.0	2668	3617.2
2	4.5	3000	4067.5	2250	3050.6	5250	7118.0	3938	5338.5	7500	10168.6	5625	7626.5
2	8	3324	4506.7	2493	3380.1	3878	5257.9	2909	3943.4	8310	11266.8	6233	8450.1

### SOCKET HEAD BOLTS

BOLT SIZE	THREAD PER INCH	GRADE 8			
		DRY		LUBRICATED	
		ft/lbs	Nm	ft/lbs	Nm
1/4	20	14	19.0	10	13.6
1/4	28	16	21.7	12	16.3
5/16	18	29	39.3	22	29.8
5/16	24	32	43.4	24	32.5
3/8	16	51	69.1	28	38.0
3/8	24	58	78.6	43	58.3
7/16	14	81	109.8	61	82.7
7/16	20	91	123.4	68	92.2
1/2	13	124	168.1	93	126.1
1/2	20	140	189.8	105	142.4
5/8	11	238	322.7	179	242.7
5/8	18	270	366.1	202	273.9
3/4	10	423	573.5	317	429.8
3/4	16	472	639.9	354	480.0

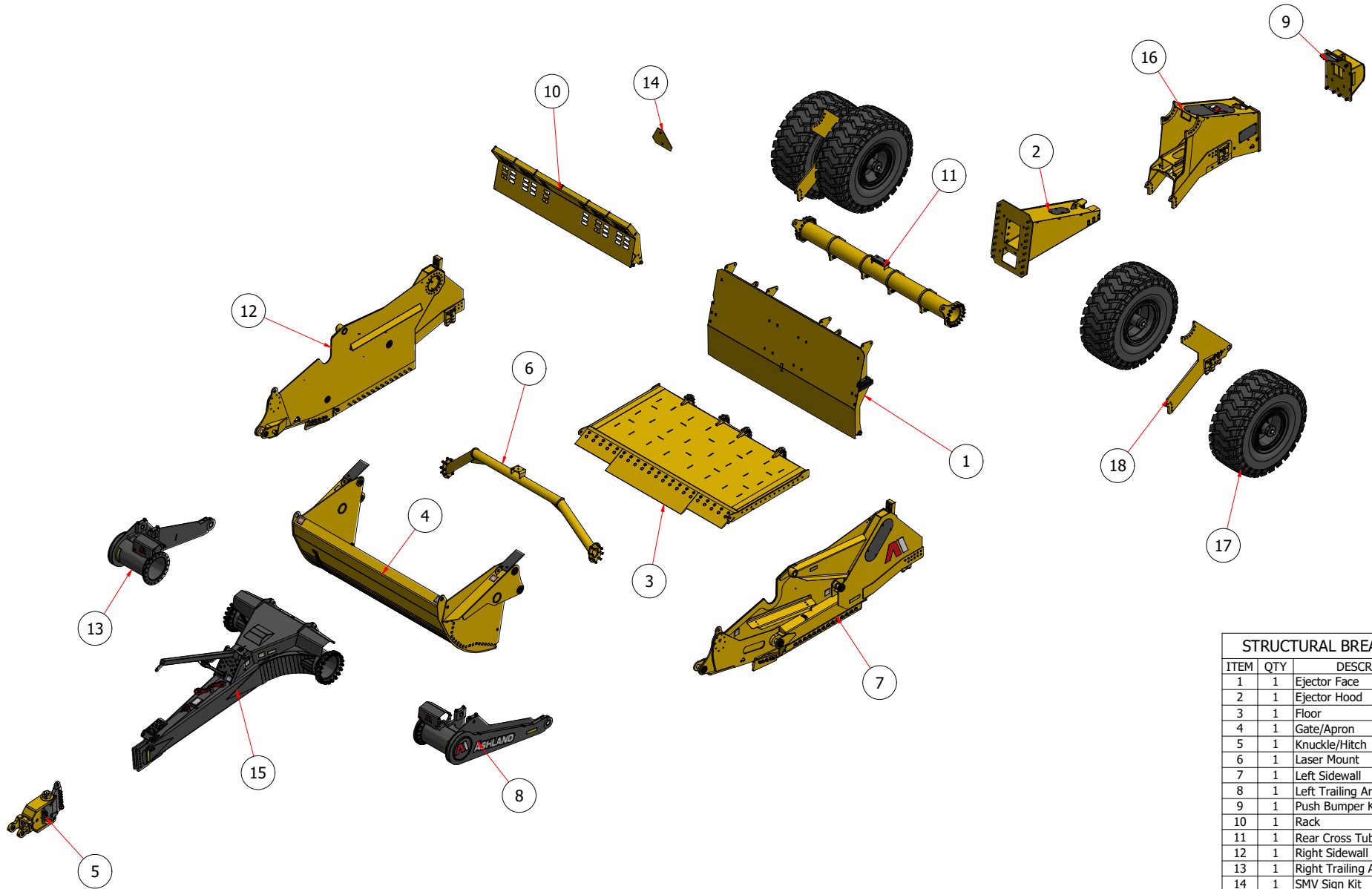
### LAG BOLTS

BOLT SIZE	THREAD PER INCH	GRADE 2	
		DRY	
		ft/lbs	Nm
5/8	5	50	67.8

# SECTION 1.00

## STRUCTURAL

2101 2411-3413 BREAKDOWN



SHOWING OVERALL SCRAPER COMPONENTS.  
BE SURE TO REFERENCE YOUR MODEL SPECIFIC ASSEMBLY.

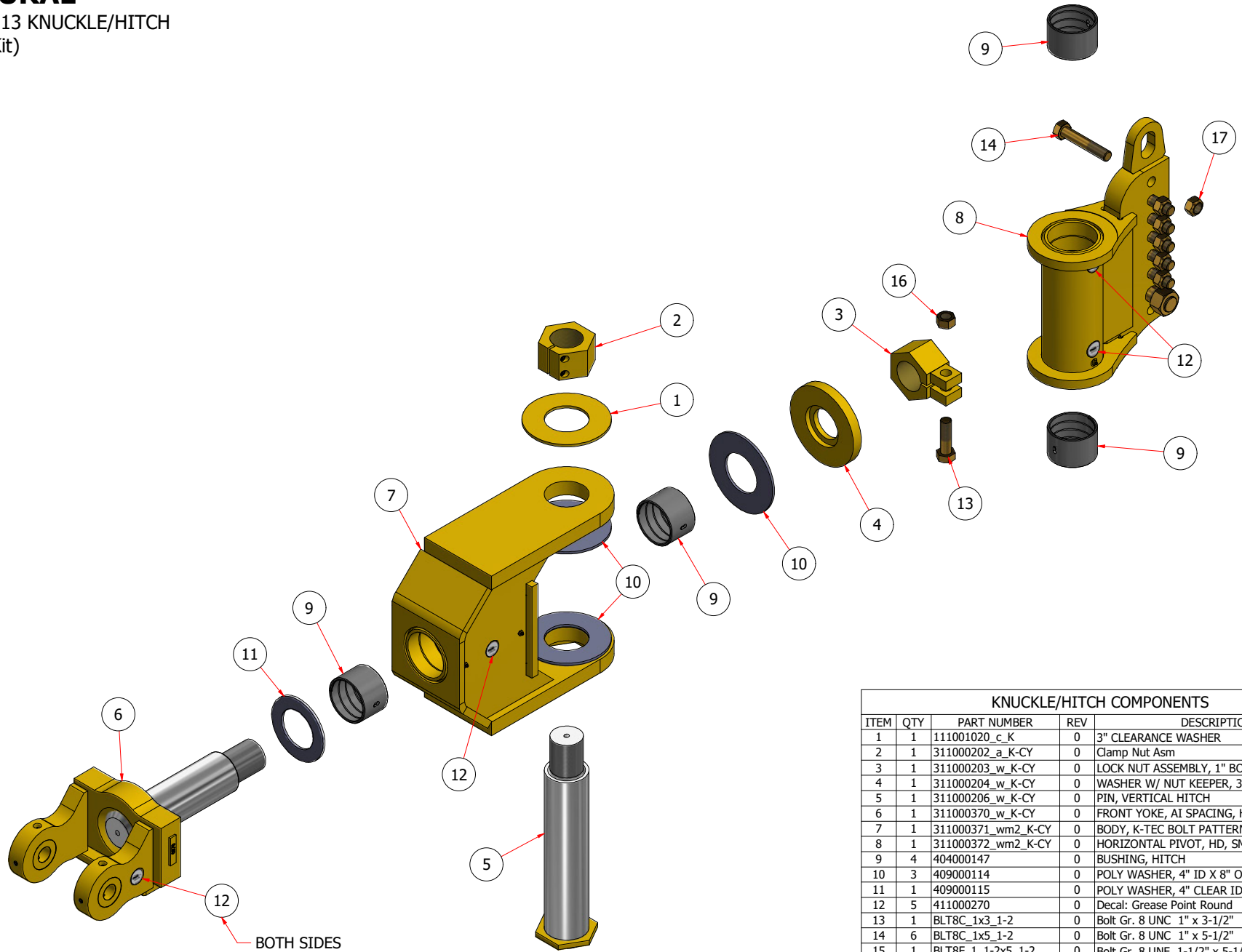
STRUCTURAL BREAKDOWN		
ITEM	QTY	DESCRIPTION
1	1	Ejector Face
2	1	Ejector Hood
3	1	Floor
4	1	Gate/Apron
5	1	Knuckle/Hitch
6	1	Laser Mount
7	1	Left Sidewall
8	1	Left Trailing Arm
9	1	Push Bumper Kit
10	1	Rack
11	1	Rear Cross Tube
12	1	Right Sidewall
13	1	Right Trailing Arm
14	1	SMV Sign Kit
15	1	SS Hitchpole
16	1	Tail
17	4	Tire & Rim
18	2	Wheel Truss



# SECTION 1.01

## STRUCTURAL

2101 2411-3413 KNUCKLE/HITCH  
(311100011 Kit)

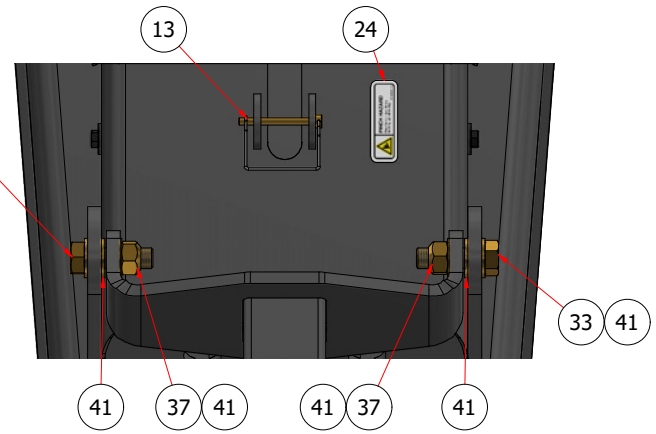
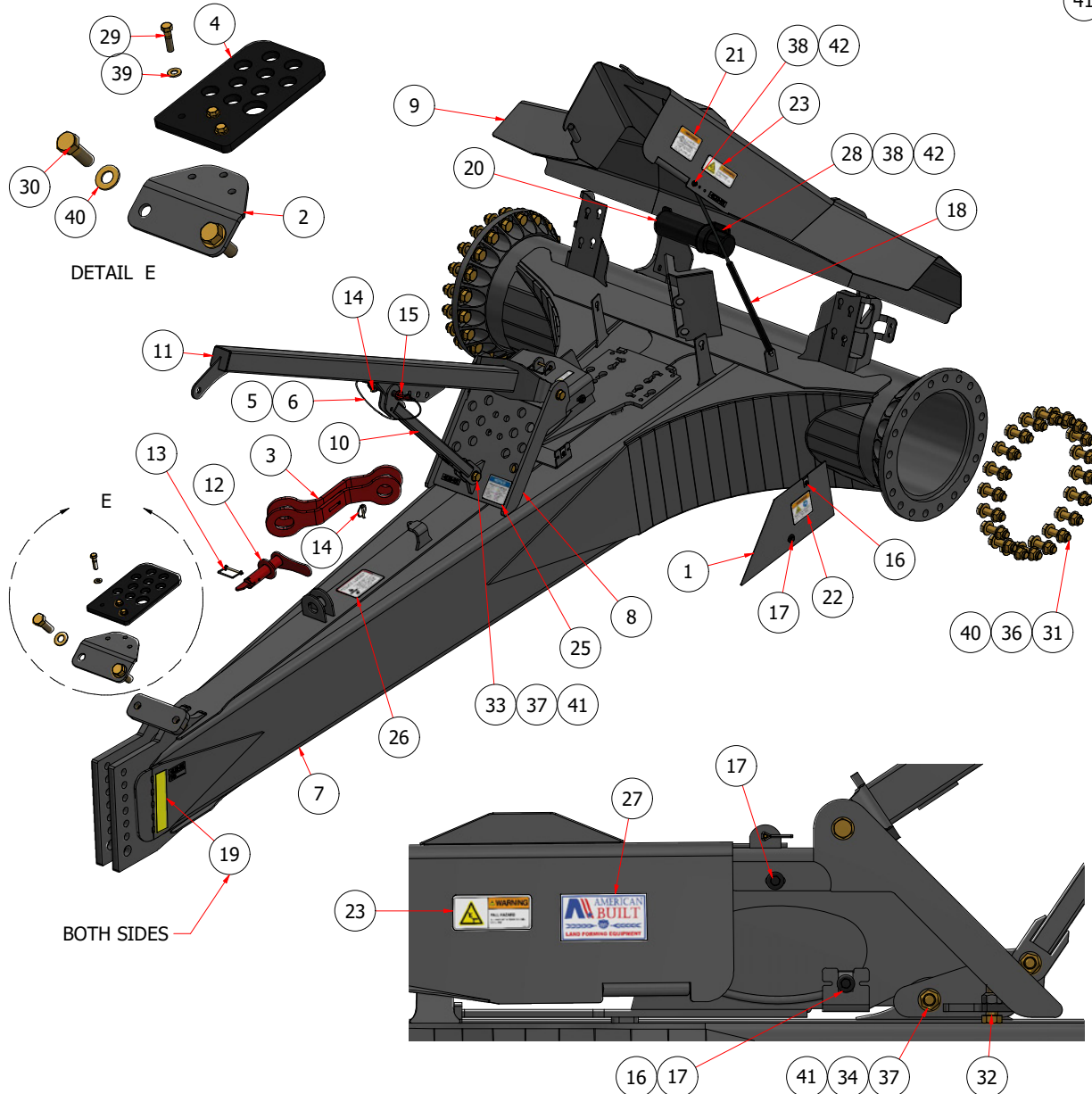


KNUCKLE/HITCH COMPONENTS				
ITEM	QTY	PART NUMBER	REV	DESCRIPTION
1	1	111001020_c_K	0	3" CLEARANCE WASHER
2	1	311000202_a_K-CY	0	Clamp Nut Asm
3	1	311000203_w_K-CY	0	LOCK NUT ASSEMBLY, 1" BOLT
4	1	311000204_w_K-CY	0	WASHER W/ NUT KEEPER, 3" PIN
5	1	311000206_w_K-CY	0	PIN, VERTICAL HITCH
6	1	311000370_w_K-CY	0	FRONT YOKE, AI SPACING, HITCH YOKE
7	1	311000371_wm2_K-CY	0	BODY, K-TEC BOLT PATTERN HITCH, BIG G
8	1	311000372_wm2_K-CY	0	HORIZONTAL PIVOT, HD, SMALL BOSS, BIG G
9	4	404000147	0	BUSHING, HITCH
10	3	409000114	0	POLY WASHER, 4" ID X 8" OD
11	1	409000115	0	POLY WASHER, 4" CLEAR ID
12	5	411000270	0	Decal: Grease Point Round
13	1	BLT8C_1x3_1-2	0	Bolt Gr. 8 UNC 1" x 3-1/2"
14	6	BLT8C_1x5_1-2	0	Bolt Gr. 8 UNC 1" x 5-1/2"
15	1	BLT8F_1_1-2x5_1-2	0	Bolt Gr. 8 UNF 1-1/2" x 5-1/2"
16	1	NUT8C_1	0	Nut Gr. 8 UNC 1"
17	6	NUT8C_1_STL	0	Nut Gr. 8 UNC 1" Stover Lock
18	1	NUT8F_1_1-2	0	Nut Gr. 8 UNF 1-1/2"

# SECTION 1.02

## STRUCTURAL

2101 2411-3413 HITCHPOLE  
(301004119-R1\_A\_H)



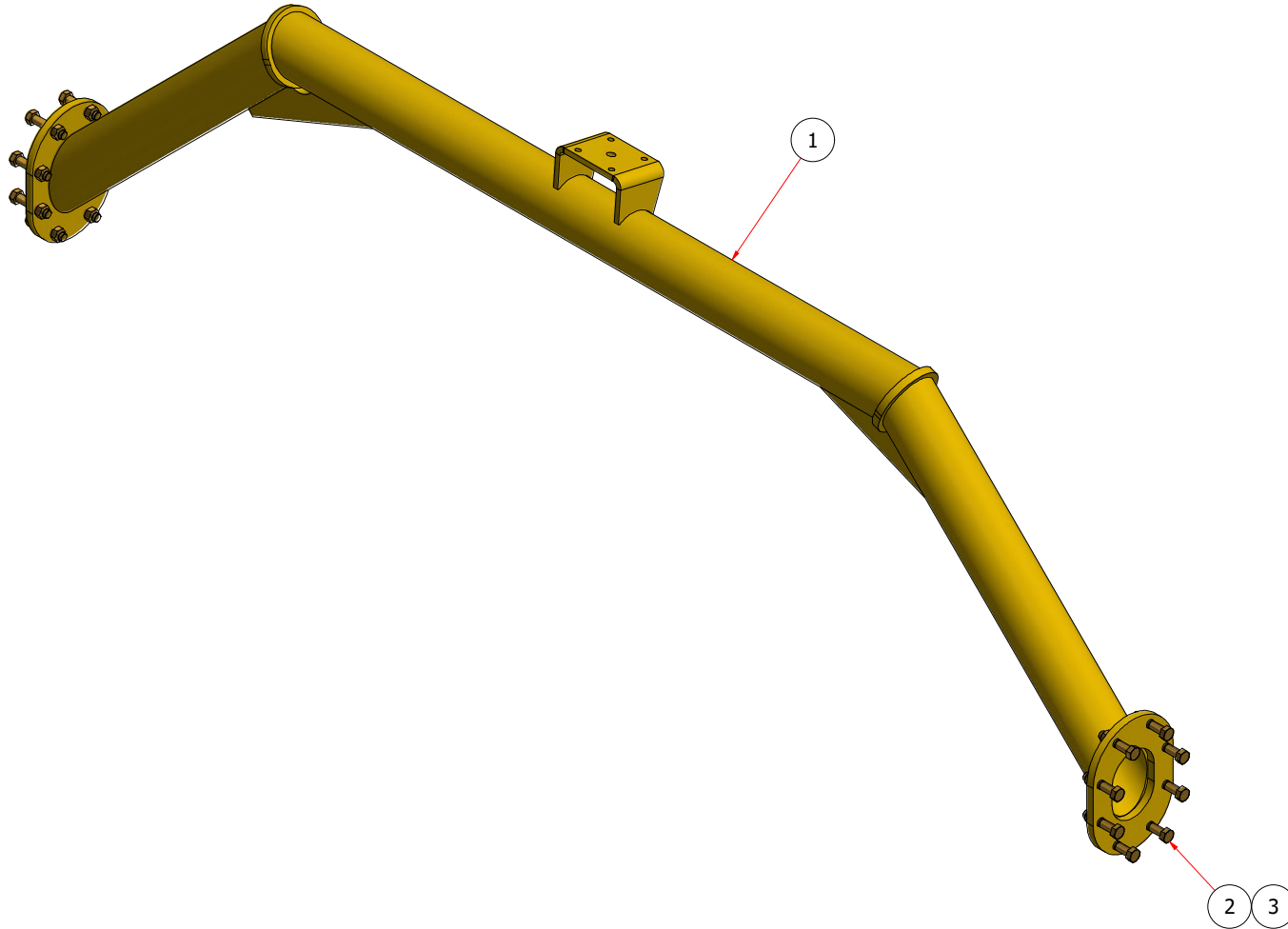
HITCHPOLE COMPONENTS

ITEM	QTY	PART NUMBER	REV	DESCRIPTION
1	2	101010072_c_H-CG	0	Hitchpole - Hyd Cover
2	1	101010073_cb-CG	0	Hose Storage bracket
3	2	111000962_cb-SR	0	LIFT DOG BONE, K-TEC FS
4	1	201000042_sm_H	1	Vertical Lift Sliding Pad
5	2	2011 Cable Crimp 0125	0	Cable Crimp 1/8"
6	1	2011_Cable_0125_0240	0	Cable 1/8" x 24"
7	1	301004119_w_H-CG	0	SS Hitchpole
8	1	301004120_w_H-CG	1	Cover Asm_Hyd for common pole
9	1	301004122_w_H-CG	0	Hitchpole - Hyd Valve Cover
10	1	301004123_w_H-CG	0	Hose Hanger Brace
11	1	301004124_w_H-CG	0	Hyd Hose Stand - Hanger
12	1	311000220_a_PIN	0	Lock Pin, Apron Non
13	2	405000012	0	Square Pin Snapper SQR, 1/4" (2.5" Useable)
14	2	405000024	0	Pin Lynch, 1/4" (1.25" Useable)
15	1	405000032	0	3/4" x 4 1/2" Hitch Pin
16	4	405000041	0	Extruded U Nut, 3/8"-16
17	4	405000101	0	3/8-16 x 1-1/2 Hex Head Body Bolt
18	1	405220003	0	150lb gas spring
19	2	411000004	0	Decal - Reflective Tape, Yellow
20	1	411000029	0	Manual Holder
21	1	411000036	1	Decal - Warning Runaway Tractor
22	2	411000040	2	Decal - Warning High-Pressure Hyd
23	2	411000064	2	Decal - Warning Fall Hazard
24	1	411000097	1	Decal - Warning TH Pinch Small
25	1	411000207	0	Decal - Notice Color Code
26	1	411000272	0	Decal: Transport Lock
27	1	411000277	0	Decal: American Built
28	3	BLT5C_5-16x3-4_CRG	0	Bolt Gr. 5 UNC 5/16" x 3/4" Carriage
29	5	BLT8C_1-2x2	0	Bolt Gr. 8 UNC 1/2" x 2"
30	2	BLT8C_1x3	0	Bolt Gr. 8 UNC 1" x 3"
31	40	BLT8C_1x3_1-2	0	Bolt Gr. 8 UNC 1" x 3-1/2"
32	2	BLT8C_3-4x2	0	Bolt Gr. 8 UNC 3/4" x 2"
33	3	BLT8C_3-4x2_1-2	0	Bolt Gr. 8 UNC 3/4" x 2-1/2"
34	1	BLT8C_3-4x3	0	Bolt Gr. 8 UNC 3/4" x 3"
35	5	NUT8C_1-2_STL	0	Nut Gr. 8 UNC 1/2" Stover Lock
36	42	NUT8C_1_STL	0	Nut Gr. 8 UNC 1" Stover Lock
37	4	NUT8C_3-4_STL	0	Nut Gr. 8 UNC 3/4" Stover Lock
38	5	NUT8C_5-16_STL	0	Nut Gr. 8 UNC 5/16" Stover Lock
39	10	WSH8_1-2_STR	0	Washer Gr. 8 - 1/2" Structural
40	84	WSH8_1_STR	0	Washer Gr. 8 - 1" Structural
41	10	WSH8_3-4_STR	0	Washer Gr. 8 - 3/4" Structural
42	5	WSH8_5-16_STR	0	Washer Gr. 8 - 5/16" Structural

# SECTION 1.03

## STRUCTURAL

2101 2411/2811 LASER MOUNT  
(311000274-R1\_A\_L)

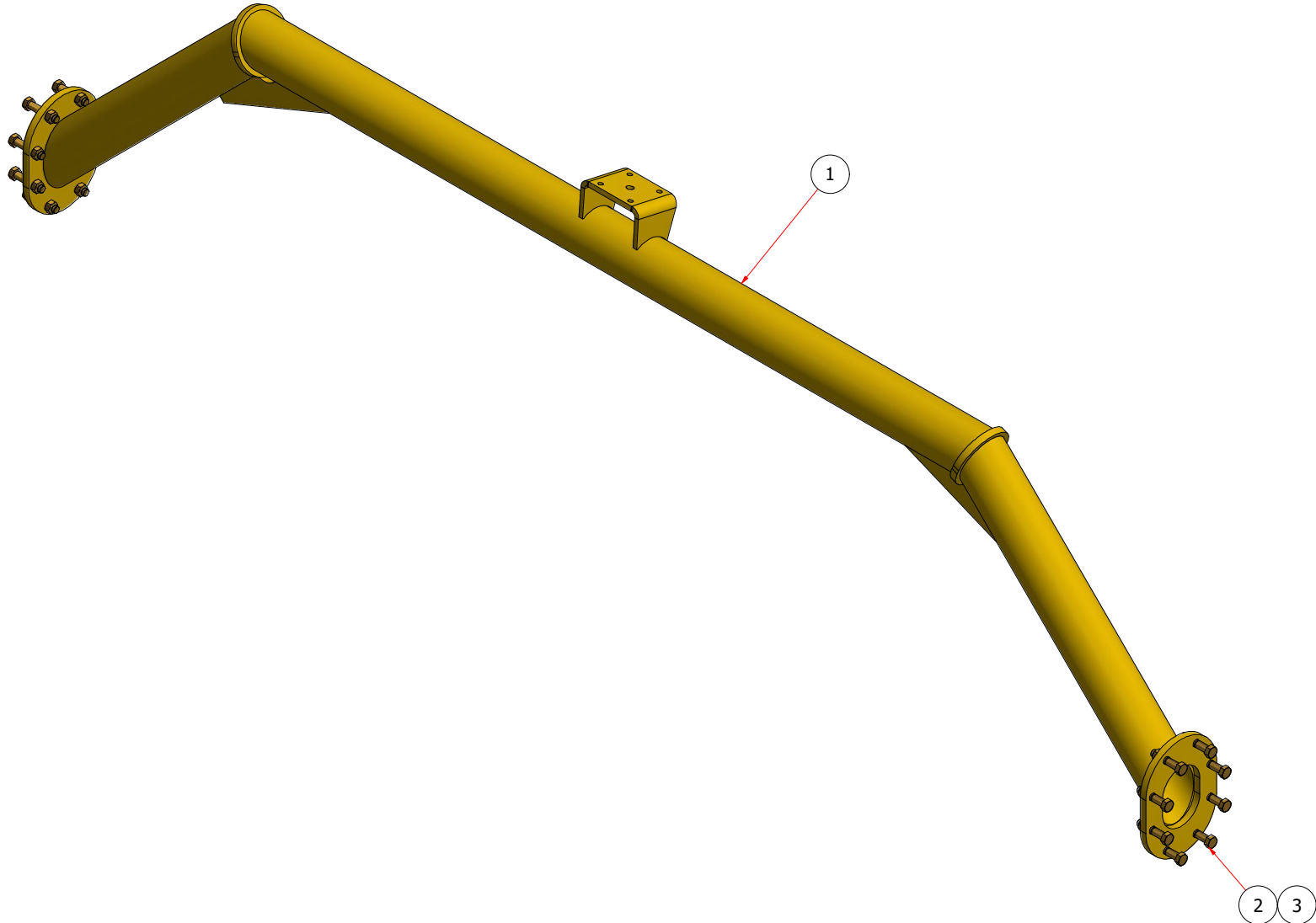


LASER MOUNT COMPONENTS				
ITEM	QTY	PART NUMBER	REV	DESCRIPTION
1	1	311000274_w_L-CY	1	FRONT CROSS BAR, 2411/2811
2	16	BLT8C_3-4x3_1-2	0	Bolt Gr. 8 UNC 3/4" x 3-1/2"
3	16	NUT8C_3-4_STL	0	Nut Gr. 8 UNC 3/4" Stover Lock

**SECTION 1.03**

**STRUCTURAL**

2101 3013/3413 LASER MOUNT  
(311000379\_A\_L)

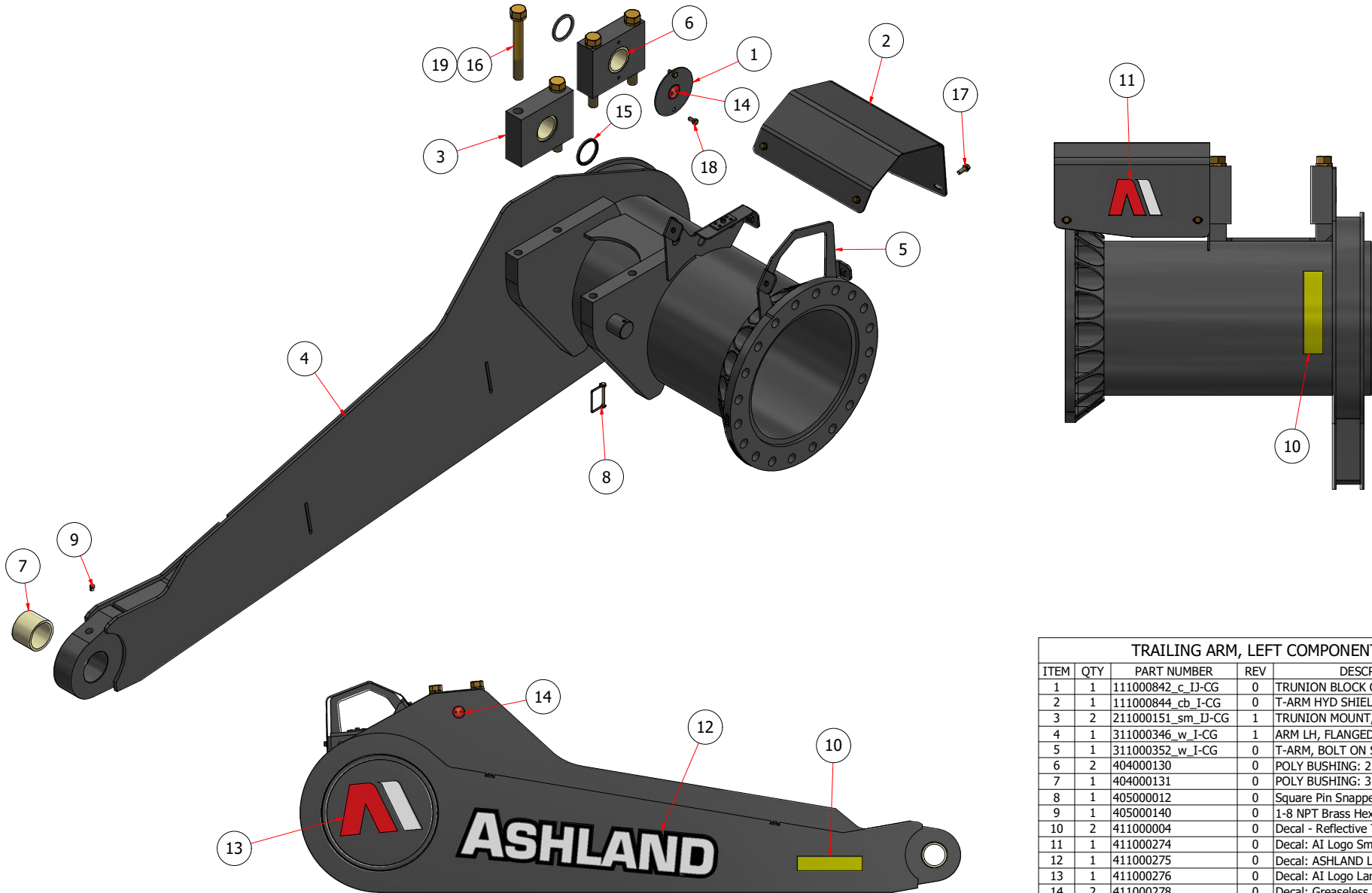


LASER MOUNT COMPONENTS				
ITEM	QTY	PART NUMBER	REV	DESCRIPTION
1	1	311000379_w_L-CY	0	FRONT CROSS BAR, 3013/3413
2	16	BLT8C_3-4x3_1-2	0	Bolt Gr. 8 UNC 3/4" x 3-1/2"
3	16	NUT8C_3-4_STL	0	Nut Gr. 8 UNC 3/4" Stover Lock

# SECTION 1.04

## STRUCTURAL

2101 2411/2811 TRAILING ARM, LEFT  
(311000346-R1\_A\_I)

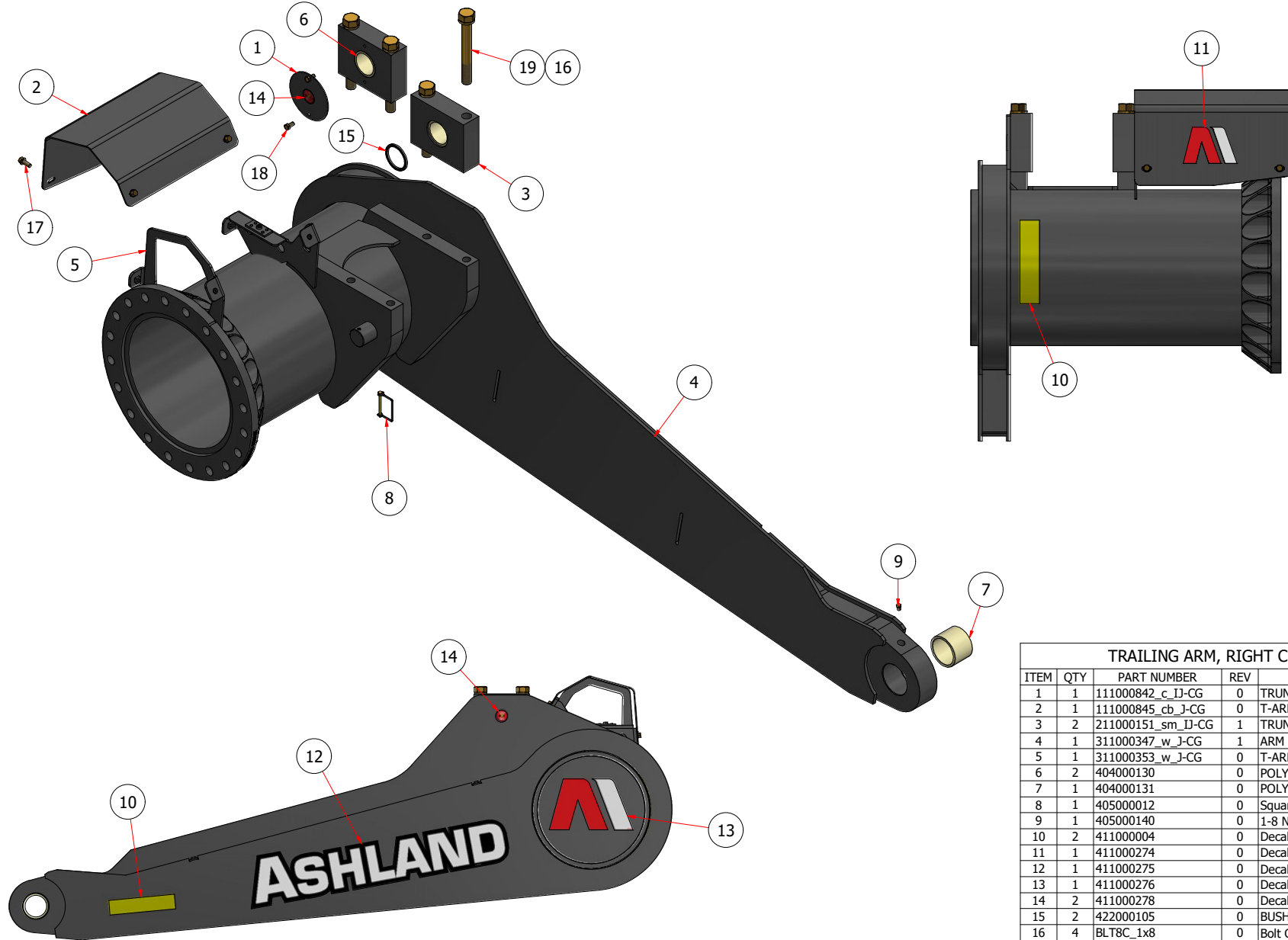


TRAILING ARM, LEFT COMPONENTS				
ITEM	QTY	PART NUMBER	REV	DESCRIPTION
1	1	111000842_c_IJ-CG	0	TRUNION BLOCK COVER
2	1	111000844_cb_IJ-CG	0	T-ARM HYD SHIELD, LH
3	2	211000151_sm_IJ-CG	1	TRUNION MOUNT, FRONT SECTION
4	1	311000346_w_I-CG	1	ARM LH, FLANGED FS
5	1	311000352_w_I-CG	0	T-ARM, BOLT ON SHIELD MOUNT, LH
6	2	404000130	0	POLY BUSHING: 2.5" X 3" X 2.0625"
7	1	404000131	0	POLY BUSHING: 3.5" X 3" X 2.5"
8	1	405000012	0	Square Pin Snapper SQR, 1/4"
9	1	405000140	0	1-8 NPT Brass Hex Plug
10	2	411000004	0	Decal - Reflective Tape, Yellow
11	1	411000274	0	Decal: AI Logo Small
12	1	411000275	0	Decal: ASHLAND Large
13	1	411000276	0	Decal: AI Logo Large
14	2	411000278	0	Decal: Greaseless Point Round
15	2	422000105	0	BUSHING SEAL 2.5"ID 3"OD
16	4	BLT8C_1x8	0	Bolt Gr. 8 UNC 1" x 8"
17	4	BLT8C_3-8x1_FLG	0	Bolt Gr. 8 UNC 3/8" x 1" Flange
18	2	BLT8C_3-8x3-4	0	Bolt Gr. 8 UNC 3/8" x 3/4"
19	4	WSH8_1_LCK	0	Washer Gr. 8 - 1" Lock

# SECTION 1.04

## STRUCTURAL

2101 2411/2811 TRAILING ARM, RIGHT  
(311000347-R1\_A\_J)



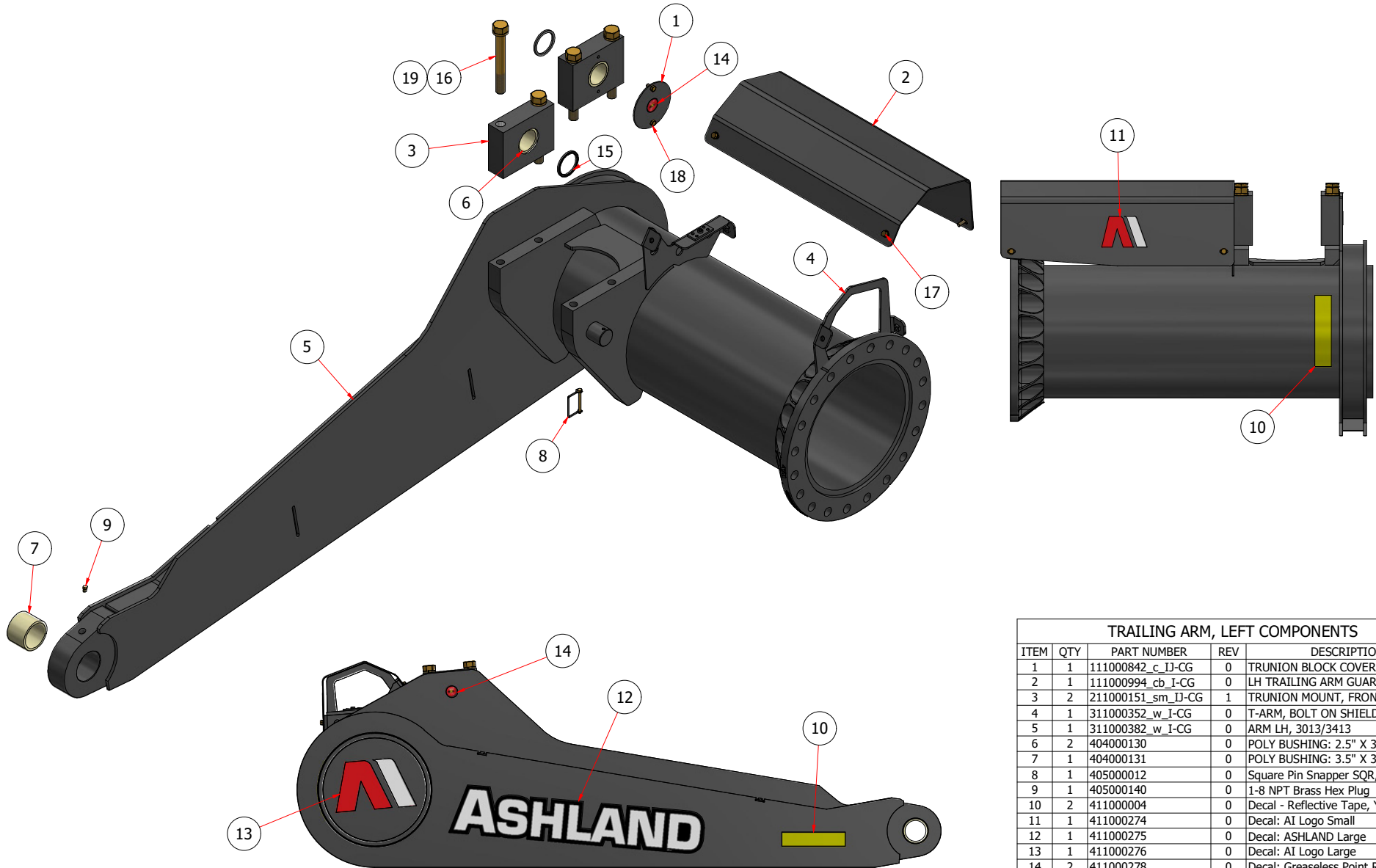
TRAILING ARM, RIGHT COMPONENTS				
ITEM	QTY	PART NUMBER	REV	DESCRIPTION
1	1	111000842_c_IJ-CG	0	TRUNION BLOCK COVER
2	1	111000845_cb_J-CG	0	T-ARM HYD SHIELD, RH
3	2	211000151_sm_IJ-CG	1	TRUNION MOUNT, FRONT SECTION
4	1	311000347_w_J-CG	1	ARM RH, FLANGED FS
5	1	311000353_w_J-CG	0	T-ARM, BOLT ON SHIELD MOUNT, RH
6	2	404000130	0	POLY BUSHING: 2.5" X 3" X 2.0625"
7	1	404000131	0	POLY BUSHING: 3.5" X 3" X 2.5"
8	1	405000012	0	Square Pin Snapper SQR, 1/4"
9	1	405000140	0	1-8 NPT Brass Hex Plug
10	2	411000004	0	Decal - Reflective Tape, Yellow
11	1	411000274	0	Decal: AI Logo Small
12	1	411000275	0	Decal: ASHLAND Large
13	1	411000276	0	Decal: AI Logo Large
14	2	411000278	0	Decal: Greaseless Point Round
15	2	422000105	0	BUSHING SEAL 2.5"ID 3"OD
16	4	BLT8C_1x8	0	Bolt Gr. 8 UNC 1" x 8"
17	4	BLT8C_3-8x1_FLG	0	Bolt Gr. 8 UNC 3/8" x 1" Flange
18	2	BLT8C_3-8x3-4	0	Bolt Gr. 8 UNC 3/8" x 3/4"
19	4	WSH8_1_LCK	0	Washer Gr. 8 - 1" Lock



# SECTION 1.04

## STRUCTURAL

2101 3013/3413 TRAILING ARM, LEFT  
(311000382\_A\_I)



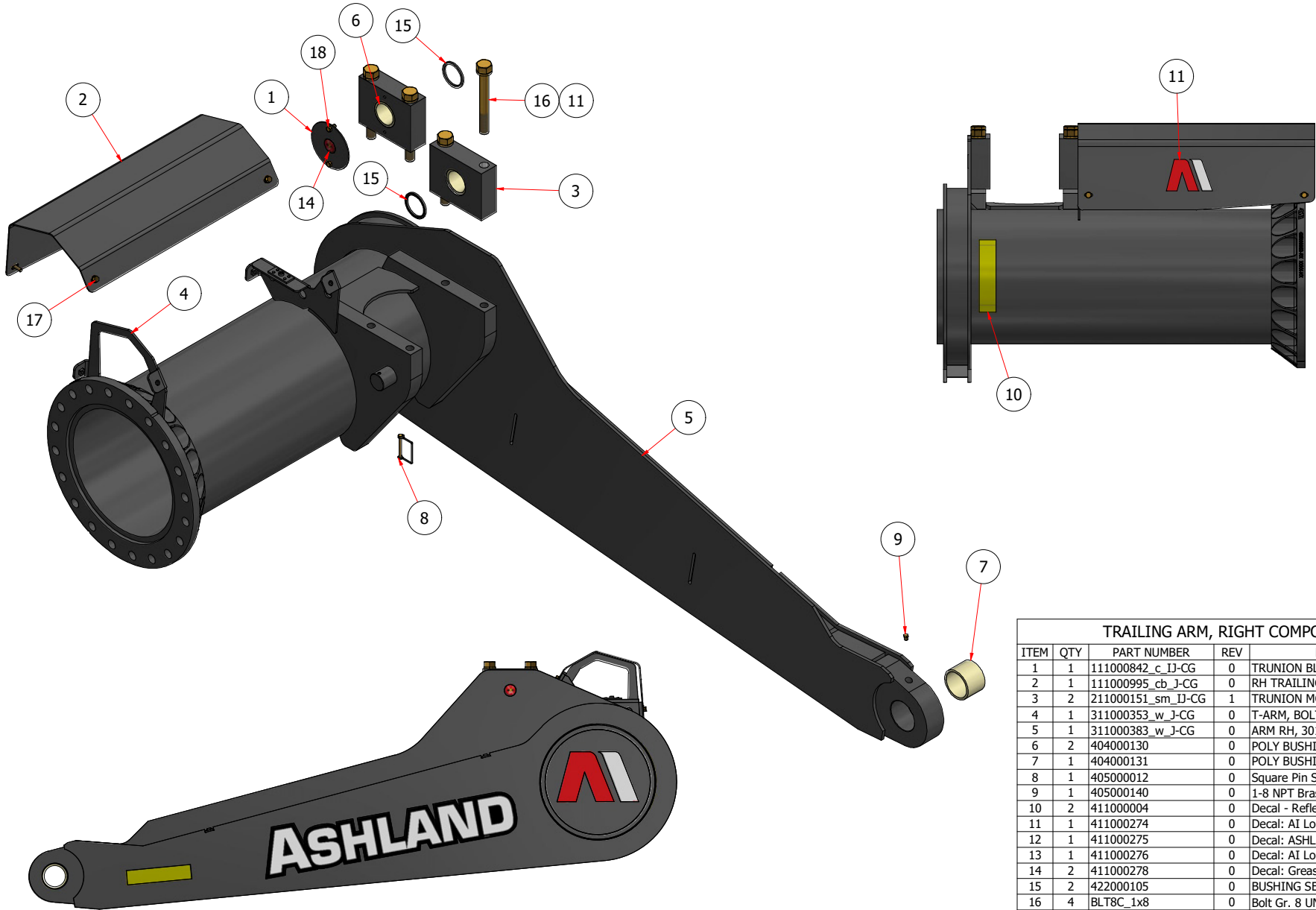
TRAILING ARM, LEFT COMPONENTS

ITEM	QTY	PART NUMBER	REV	DESCRIPTION
1	1	111000842_c_IJ-CG	0	TRUNION BLOCK COVER
2	1	111000994_cb_I-CG	0	LH TRAILING ARM GUARD
3	2	211000151_sm_IJ-CG	1	TRUNION MOUNT, FRONT SECTION
4	1	311000352_w_I-CG	0	T-ARM, BOLT ON SHIELD MOUNT, LH
5	1	311000382_w_I-CG	0	ARM LH, 3013/3413
6	2	404000130	0	POLY BUSHING: 2.5" X 3" X 2.0625"
7	1	404000131	0	POLY BUSHING: 3.5" X 3" X 2.5"
8	1	405000012	0	Square Pin Snapper SQR, 1/4"
9	1	405000140	0	1-8 NPT Brass Hex Plug
10	2	411000004	0	Decal - Reflective Tape, Yellow
11	1	411000274	0	Decal: AI Logo Small
12	1	411000275	0	Decal: ASHLAND Large
13	1	411000276	0	Decal: AI Logo Large
14	2	411000278	0	Decal: Greaseless Point Round
15	2	422000105	0	BUSHING SEAL 2.5"ID 3"OD
16	4	BLT8C_1x8	0	Bolt Gr. 8 UNC 1" x 8"
17	4	BLT8C_3-8x1_FLG	0	Bolt Gr. 8 UNC 3/8" x 1" Flange
18	2	BLT8C_3-8x3-4	0	Bolt Gr. 8 UNC 3/8" x 3/4"
19	4	WSH8_1_LCK	0	Washer Gr. 8 - 1" Lock

# SECTION 1.04

## STRUCTURAL

2101 3013/3413 TRAILING ARM, RIGHT  
(311000383\_A\_J)



TRAILING ARM, RIGHT COMPONENTS

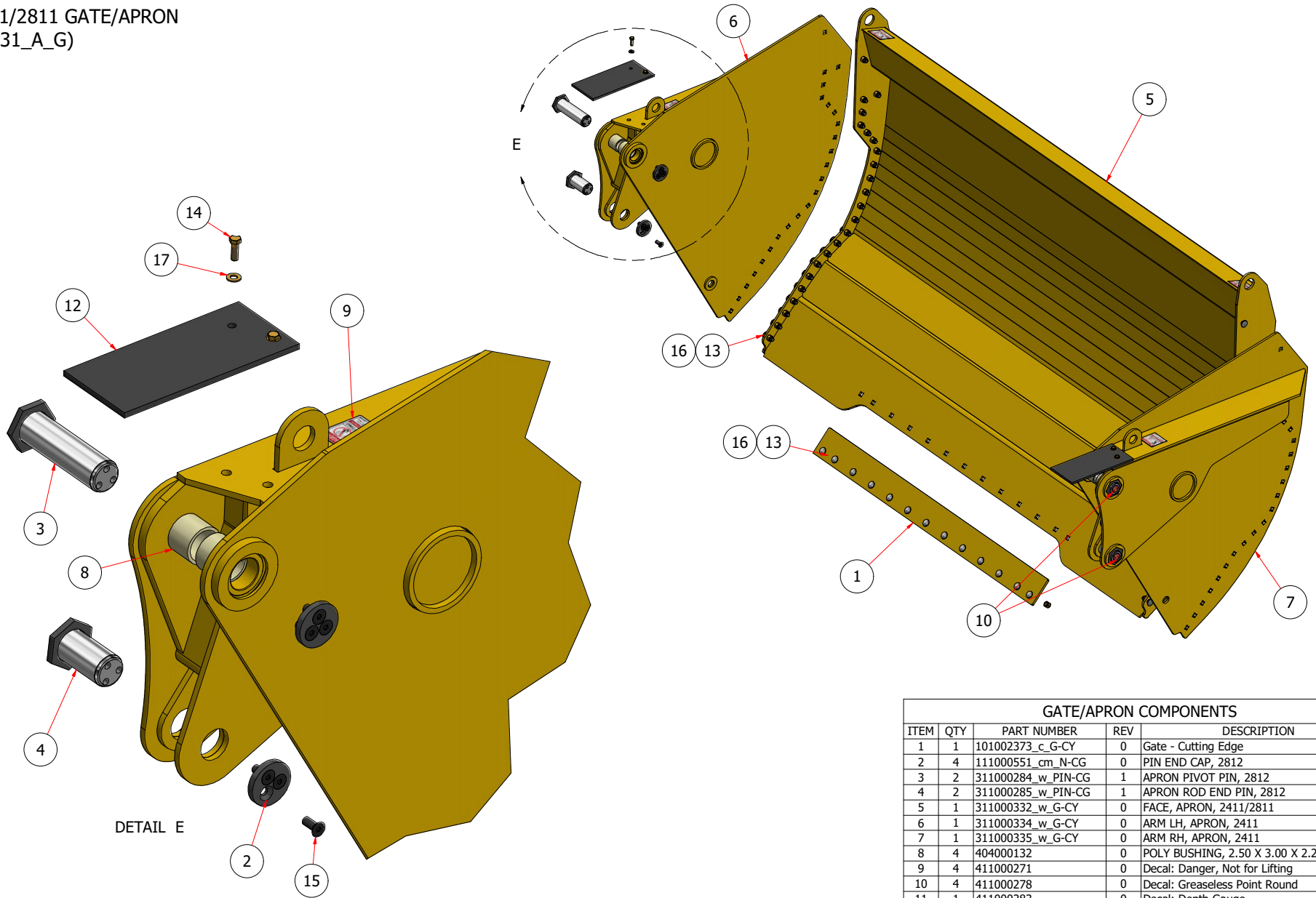
ITEM	QTY	PART NUMBER	REV	DESCRIPTION
1	1	111000842_c_IJ-CG	0	TRUNION BLOCK COVER
2	1	111000995_cb_IJ-CG	0	RH TRAILING ARM GUARD
3	2	211000151_sm_IJ-CG	1	TRUNION MOUNT, FRONT SECTION
4	1	311000353_w_J-CG	0	T-ARM, BOLT ON SHIELD MOUNT, RH
5	1	311000383_w_J-CG	0	ARM RH, 3013/3413
6	2	404000130	0	POLY BUSHING: 2.5" X 3" X 2.0625"
7	1	404000131	0	POLY BUSHING: 3.5" X 3" X 2.5"
8	1	405000012	0	Square Pin Snapper SQR, 1/4"
9	1	405000140	0	1-8 NPT Brass Hex Plug
10	2	411000004	0	Decal - Reflective Tape, Yellow
11	1	411000274	0	Decal: AI Logo Small
12	1	411000275	0	Decal: ASHLAND Large
13	1	411000276	0	Decal: AI Logo Large
14	2	411000278	0	Decal: Greaseless Point Round
15	2	422000105	0	BUSHING SEAL 2.5"ID 3"OD
16	4	BLT8C_1x8	0	Bolt Gr. 8 UNC 1" x 8"
17	4	BLT8C_3-8x1_FLG	0	Bolt Gr. 8 UNC 3/8" x 1" Flange
18	2	BLT8C_3-8x3-4	0	Bolt Gr. 8 UNC 3/8" x 3/4"
19	4	WSH8_1_LCK	0	Washer Gr. 8 - 1" Lock



# SECTION 1.05

## STRUCTURAL

2101 2411/2811 GATE/APRON  
(311000331\_A\_G)



DETAIL E

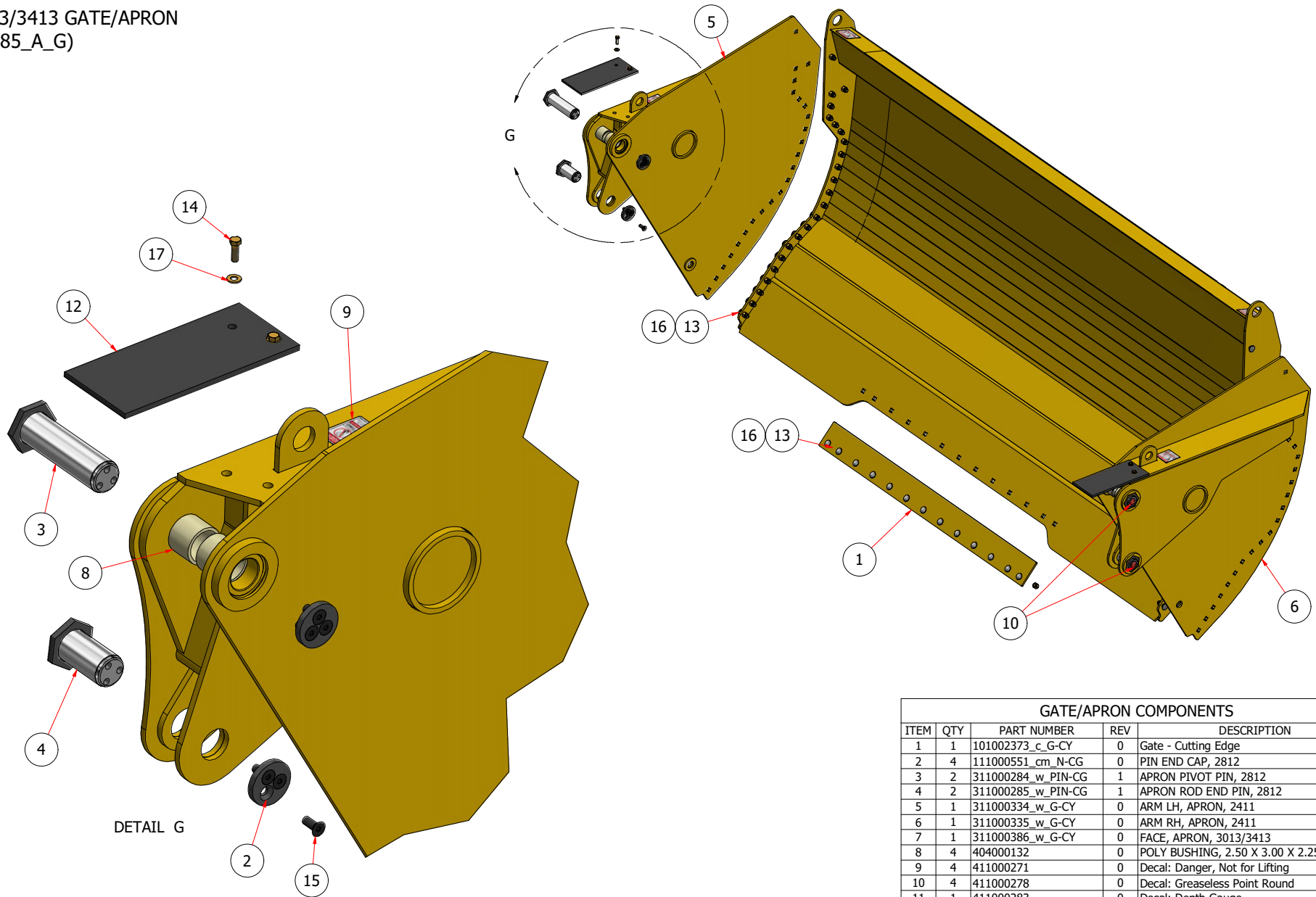
GATE/APRON COMPONENTS

ITEM	QTY	PART NUMBER	REV	DESCRIPTION
1	1	101002373_c_G-CY	0	Gate - Cutting Edge
2	4	111000551_cm_N-CG	0	PIN END CAP, 2812
3	2	311000284_w_PIN-CG	1	APRON PIVOT PIN, 2812
4	2	311000285_w_PIN-CG	1	APRON ROD END PIN, 2812
5	1	311000332_w_G-CY	0	FACE, APRON, 2411/2811
6	1	311000334_w_G-CY	0	ARM LH, APRON, 2411
7	1	311000335_w_G-CY	0	ARM RH, APRON, 2411
8	4	404000132	0	POLY BUSHING, 2.50 X 3.00 X 2.25
9	4	411000271	0	Decal: Danger, Not for Lifting
10	4	411000278	0	Decal: Greaseless Point Round
11	1	411000283	0	Decal: Depth Gauge
12	2	499000223	0	APRON PIVOT RUBBER FLAP
13	60	BLT5C_3-4x2_1-4_CRG	0	Bolt Gr. 5 UNC 3/4" x 2-1/4" Carriage
14	4	BLT8C_1-2x1_1-2	0	Bolt Gr. 8 UNC 1/2" x 1-1/2"
15	12	BLT8C_5-8x1_1-2_FHC	0	Bolt Gr. 8 UNC 5/8" x 1-1/2" Flat Socket Cap
16	60	NUT8C_3-4_NYL	0	Nut Gr. 8 UNC 3/4" Nylon Lock
17	4	WSH8_1-2_STR	0	Washer Gr. 8 - 1/2" Structural

# SECTION 1.05

## STRUCTURAL

2101 3013/3413 GATE/APRON  
(311000385\_A\_G)



DETAIL G

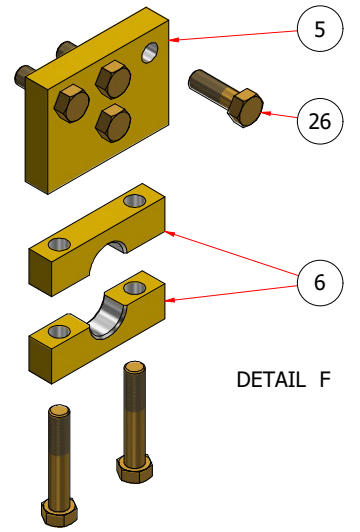
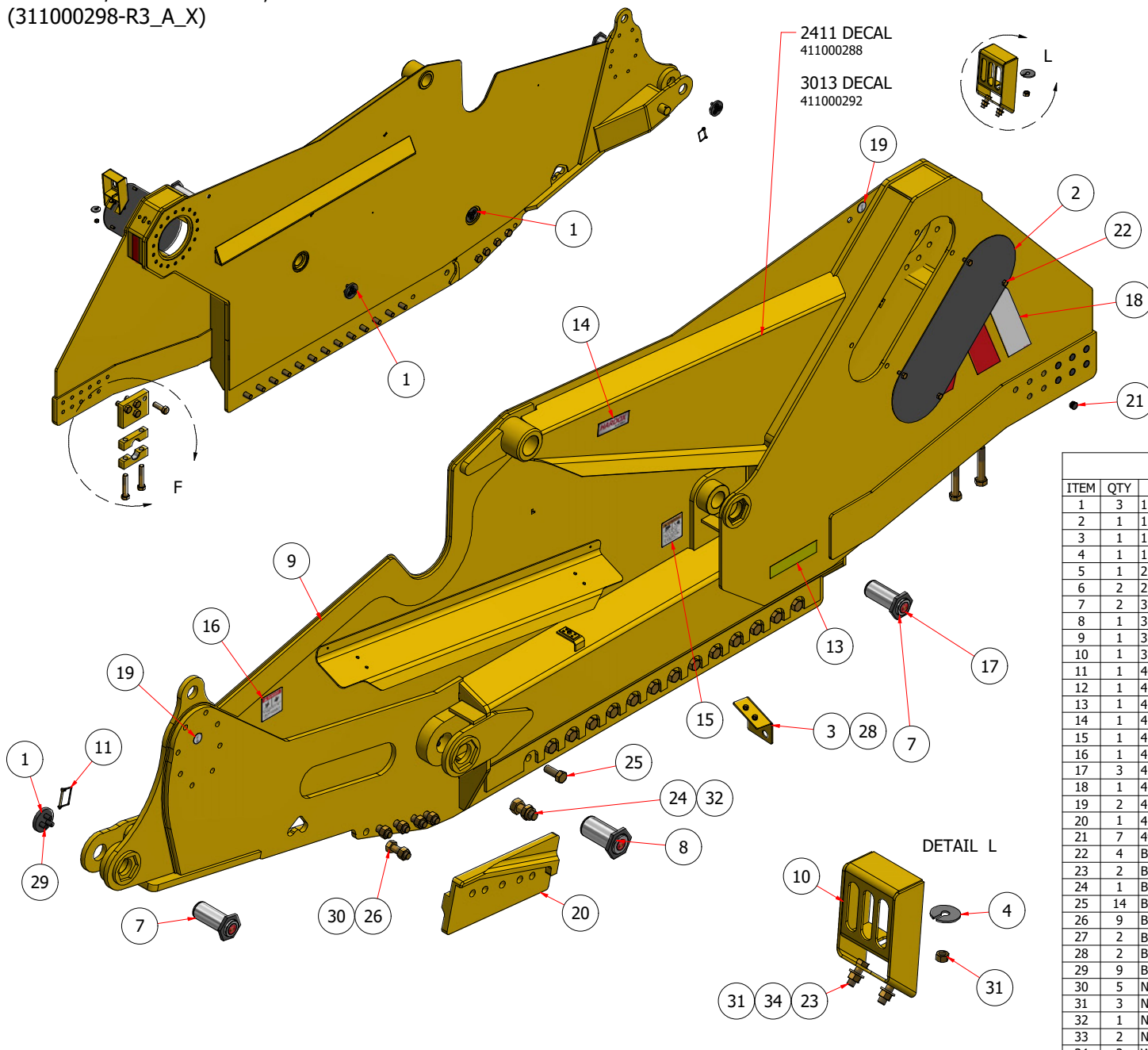
GATE/APRON COMPONENTS

ITEM	QTY	PART NUMBER	REV	DESCRIPTION
1	1	101002373_c_G-CY	0	Gate - Cutting Edge
2	4	111000551_cm_N-CG	0	PIN END CAP, 2812
3	2	311000284_w_PIN-CG	1	APRON PIVOT PIN, 2812
4	2	311000285_w_PIN-CG	1	APRON ROD END PIN, 2812
5	1	311000334_w_G-CY	0	ARM LH, APRON, 2411
6	1	311000335_w_G-CY	0	ARM RH, APRON, 2411
7	1	311000386_w_G-CY	0	FACE, APRON, 3013/3413
8	4	404000132	0	POLY BUSHING, 2.50 X 3.00 X 2.25
9	4	411000271	0	Decal: Danger, Not for Lifting
10	4	411000278	0	Decal: Greaseless Point Round
11	1	411000283	0	Decal: Depth Gauge
12	2	499000223	0	APRON PIVOT RUBBER FLAP
13	60	BLT5C_3-4x2_1-4_CRG	0	Bolt Gr. 5 UNC 3/4" x 2-1/4" Carriage
14	4	BLT8C_1-2x1_1-2	0	Bolt Gr. 8 UNC 1/2" x 1-1/2"
15	12	BLT8C_5-8x1_1-2_FHC	0	Bolt Gr. 8 UNC 5/8" x 1-1/2" Flat Socket Cap
16	60	NUT8C_3-4_NYL	0	Nut Gr. 8 UNC 3/4" Nylon Lock
17	4	WSH8_1-2_STR	0	Washer Gr. 8 - 1/2" Structural

# SECTION 1.06

## STRUCTURAL

2101 2411/3013 SIDEWALL, LEFT  
(311000298-R3\_A\_X)

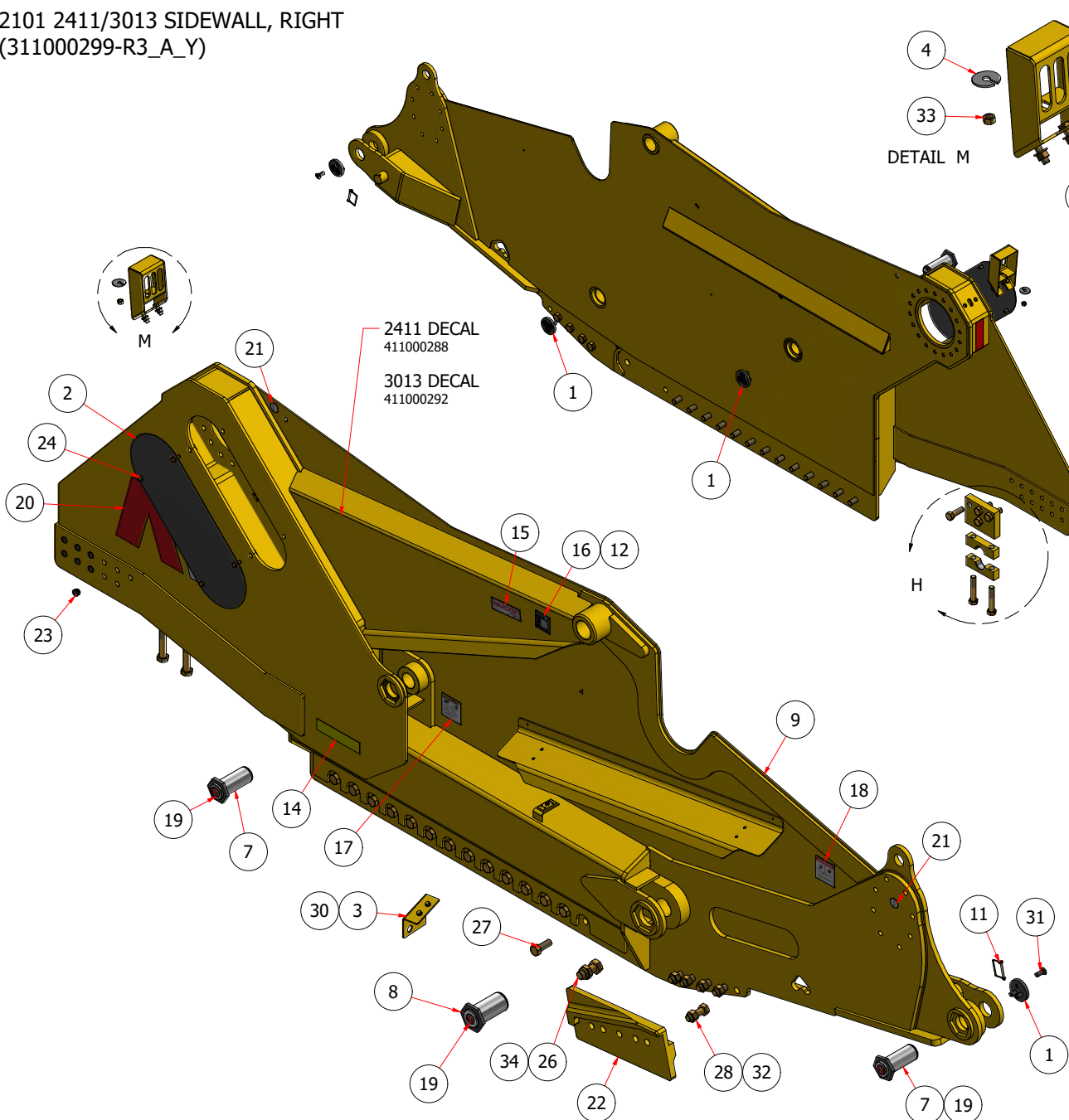


SIDEWALL, LEFT COMPONENTS				
ITEM	QTY	PART NUMBER	REV	DESCRIPTION
1	3	111000551_cm_N-CG	0	PIN END CAP, 2812
2	1	111000575_c_XY-CG	0	HYDRAULIC COVER, BOWL SIDES, 2812
3	1	111000714_cb_X-CY	1	Sidewall hyd bulkhead, LT
4	1	111000717_c_N-CY	0	Slotted Washer - 1/2" Flat
5	1	211000172_sm_W-CY	0	THROUGH AXLE BLOCK
6	2	211000174_sm_W-CY	0	AXLE BLOCK
7	2	311000292_w_PIN-CG	1	LIFT PIN, 2812
8	1	311000294_w_PIN-CG	0	FS PIVOT PIN, 3213/2711
9	1	311000298_w_X-CY	3	BOWL SIDE LH, 2411/3013
10	1	311000302_w_S-CY	0	LIGHT HOUSING, BOLT-ON
11	1	405000012	0	Square Pin Snapper SQR, 1/4" (2.5" Useable)
12	1	411000003	0	Decal - Reflective Tape, Red
13	1	411000004	0	Decal - Reflective Tape, Yellow
14	1	411000235	0	Decal - Hardox
15	1	411000268	0	Decal: High Pressure Hazard
16	1	411000269	0	Decal: Pinch Point
17	3	411000278	0	Decal: Greaseless Point Round
18	1	411000279	0	Decal: AI Logo Extra Large
19	2	411000281	0	Decal: Lift Point Round
20	1	413000068	0	Router Bit - Casted
21	7	499000224	0	Heavy Duty Round Plug
22	4	BLT8C_1-2x1	0	Bolt Gr. 8 UNC 1/2" x 1"
23	2	BLT8C_1-2x1_1-2	0	Bolt Gr. 8 UNC 1/2" x 1-1/2"
24	1	BLT8C_1_1-4x3	0	Bolt Gr. 8 UNC 1-1/4" x 3"
25	14	BLT8C_1x2_1-2	0	Bolt Gr. 8 UNC 1" x 2-1/2"
26	9	BLT8C_1x3	0	Bolt Gr. 8 UNC 1" x 3"
27	2	BLT8C_1x5_1-2	0	Bolt Gr. 8 UNC 1" x 5-1/2"
28	2	BLT8C_3-8x1_FLG	0	Bolt Gr. 8 UNC 3/8" x 1" Flange
29	9	BLT8C_5-8x1_1-2_FHC	0	Grade 8 - 11 UNC 5/8" x 1-1/2" Flat SC
30	5	NUT8C_1	0	Nut Gr. 8 UNC 1"
31	3	NUT8C_1-2	0	Nut Gr. 8 UNC 1/2"
32	1	NUT8C_1_1-4_STL	0	Nut Gr. 8 UNC 1-1/4" Stover Lock
33	2	NUT8C_3-8_STL	0	Nut Gr. 8 UNC 3/8" Stover Lock
34	2	WSH8_1-2_STR	0	Washer Gr. 8 - 1/2" Structural

# SECTION 1.06

## STRUCTURAL

2101 2411/3013 SIDEWALL, RIGHT  
(311000299-R3\_A\_Y)



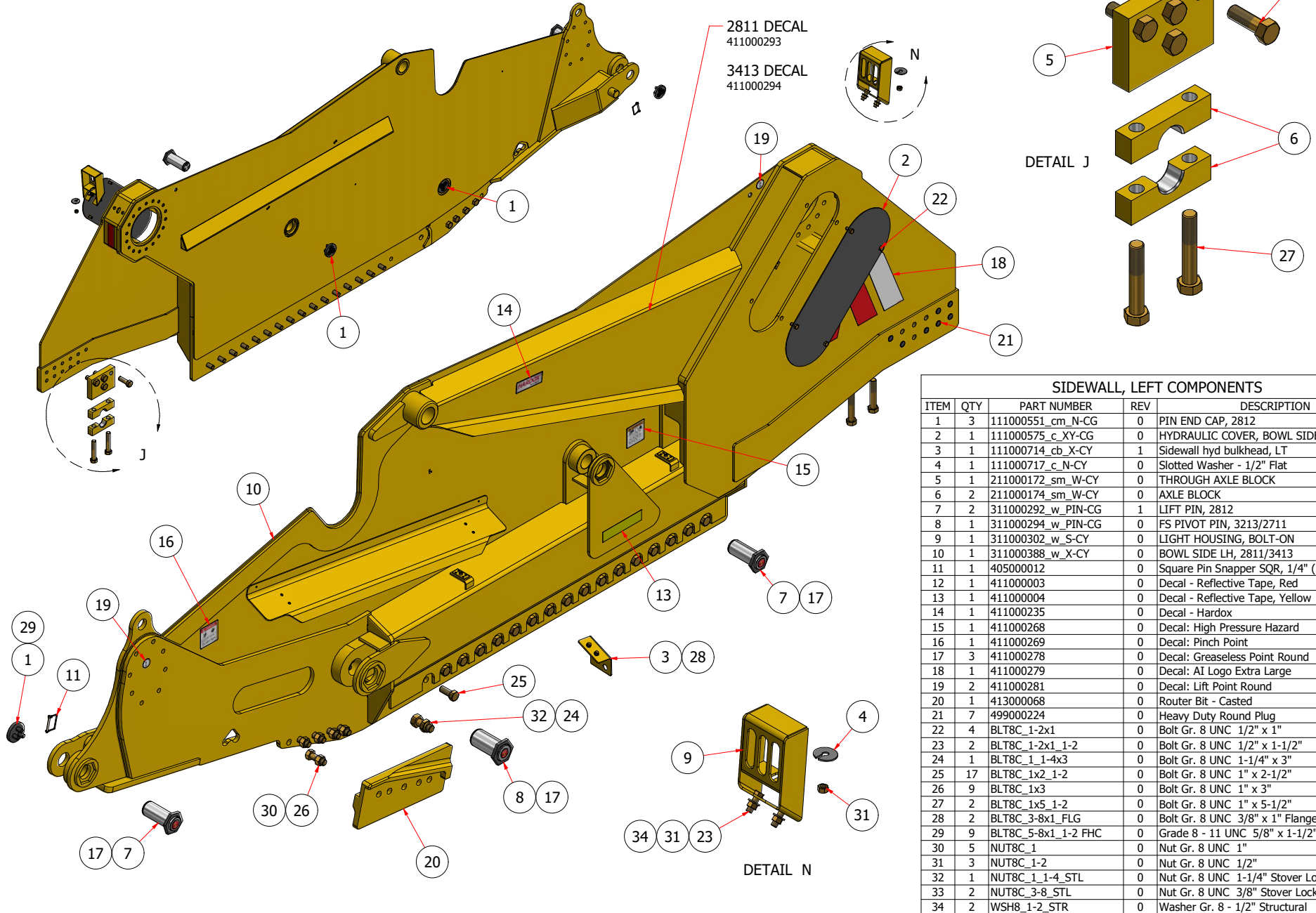
SIDEWALL, RIGHT COMPONENTS				
ITEM	QTY	PART NUMBER	REV	DESCRIPTION
1	3	111000551_cm_N-CG	0	PIN END CAP, 2812
2	1	111000575_c_XY-CG	0	HYDRAULIC COVER, BOWL SIDES, 2812
3	1	111000715_cb_Y-CY	1	Sidewall hyd bulkhead, RT
4	1	111000717_c_N-CY	0	Slotted Washer - 1/2" Flat
5	1	211000172_sm_W-CY	0	THROUGH AXLE BLOCK
6	2	211000174_sm_W-CY	0	AXLE BLOCK
7	2	311000292_w_PIN-CG	1	LIFT PIN, 2812
8	1	311000294_w_PIN-CG	0	FS PIVOT PIN, 3213/2711
9	1	311000299_w_Y-CY	3	BOWL SIDE RH, 2411/3013
10	1	311000302_w_S-CY	0	LIGHT HOUSING, BOLT-ON
11	1	405000012	0	Square Pin Snapper SQR, 1/4" (2.5" Useable)
12	4	405000135	0	#4 x 5/16" U-Drive Screw, Round Head,
13	1	411000003	0	Decal - Reflective Tape, Red
14	1	411000004	0	Decal - Reflective Tape, Yellow
15	1	411000235	0	Decal - Hardox
16	1	411000263	0	Decal - Ashland Serial Plate (K-Tec Mfg.)
17	1	411000268	0	Decal: High Pressure Hazard
18	1	411000269	0	Decal: Pinch Point
19	3	411000278	0	Decal: Greaseless Point Round
20	1	411000279	0	Decal: AI Logo Extra Large
21	2	411000281	0	Decal: Lift Point Round
22	1	413000068	0	Router Bit - Casted
23	7	499000224	0	Heavy Duty Round Plug
24	4	BLT8C_1-2x1	0	Bolt Gr. 8 UNC 1/2" x 1"
25	2	BLT8C_1-2x1_1-2	0	Bolt Gr. 8 UNC 1/2" x 1-1/2"
26	1	BLT8C_1-1-4x3	0	Bolt Gr. 8 UNC 1-1/4" x 3"
27	14	BLT8C_1x2_1-2	0	Bolt Gr. 8 UNC 1" x 2-1/2"
28	9	BLT8C_1x3	0	Bolt Gr. 8 UNC 1" x 3"
29	2	BLT8C_1x5_1-2	0	Bolt Gr. 8 UNC 1" x 5-1/2"
30	2	BLT8C_3-8x1_FLG	0	Bolt Gr. 8 UNC 3/8" x 1" Flange
31	9	BLT8C_5-8x1_1-2_FHC	0	Grade 8 - 11 UNC 5/8" x 1-1/2" Flat SC
32	5	NUT8C_1	0	Nut Gr. 8 UNC 1"
33	3	NUT8C_1-2	0	Nut Gr. 8 UNC 1/2"
34	1	NUT8C_1-1-4_STL	0	Nut Gr. 8 UNC 1-1/4" Stover Lock
35	2	NUT8C_3-8_STL	0	Nut Gr. 8 UNC 3/8" Stover Lock
36	2	WSH8_1-2_STR	0	Washer Gr. 8 - 1/2" Structural



# SECTION 1.06

## STRUCTURAL

2101 2811/3413 SIDEWALL, LEFT  
(311000388\_A\_X)



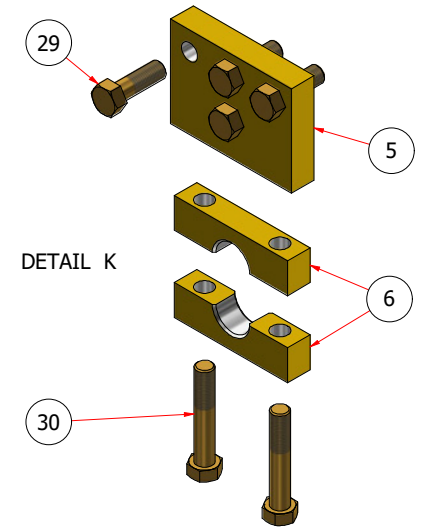
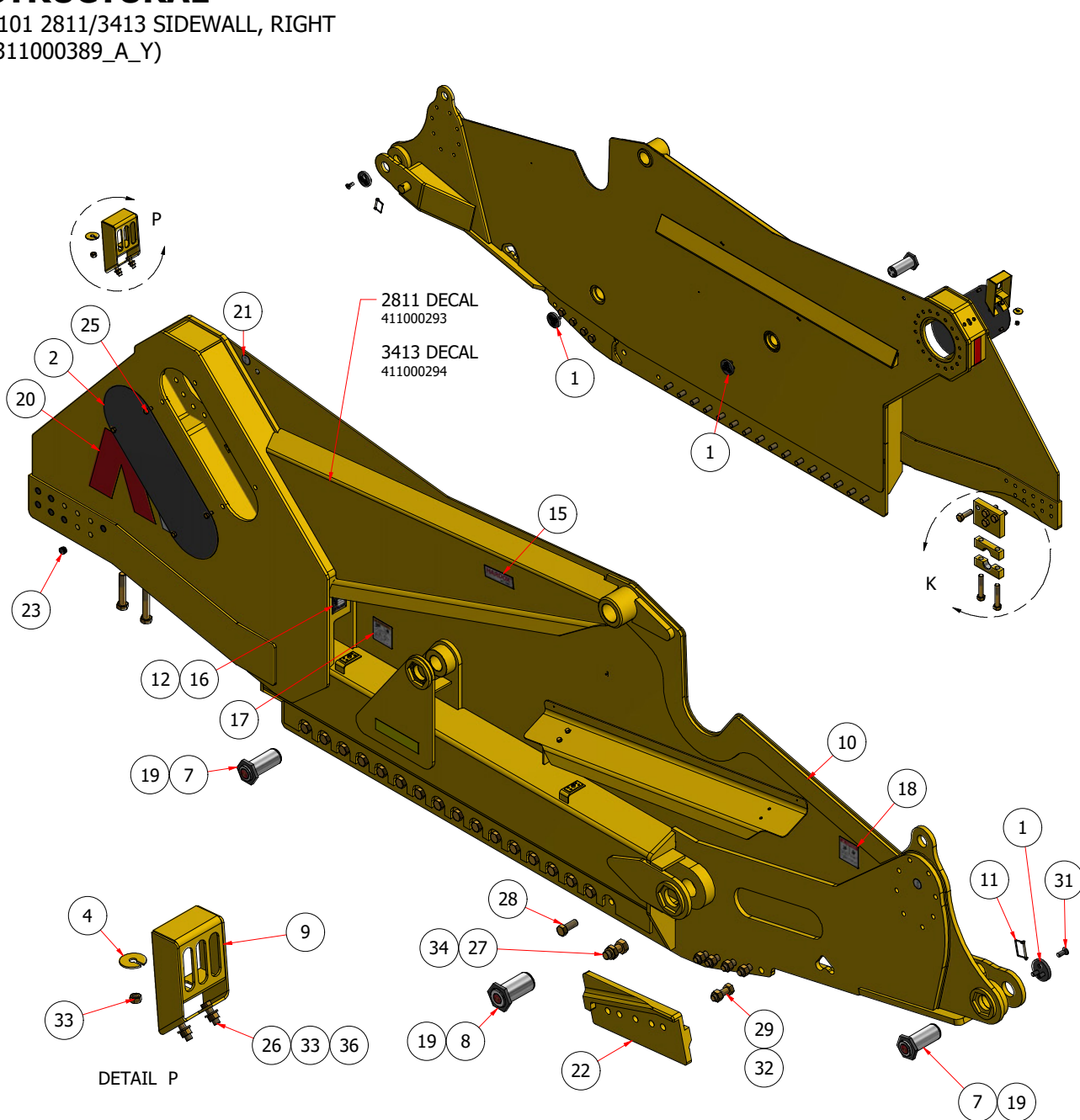
SIDEWALL, LEFT COMPONENTS

ITEM	QTY	PART NUMBER	REV	DESCRIPTION
1	3	111000551_cm_N-CG	0	PIN END CAP, 2812
2	1	111000575_c_XY-CG	0	HYDRAULIC COVER, BOWL SIDES, 2812
3	1	111000714_cb_X-CY	1	Sidewall hyd bulkhead, LT
4	1	111000717_c_N-CY	0	Slotted Washer - 1/2" Flat
5	1	211000172_sm_W-CY	0	THROUGH AXLE BLOCK
6	2	211000174_sm_W-CY	0	AXLE BLOCK
7	2	311000292_w_PIN-CG	1	LIFT PIN, 2812
8	1	311000294_w_PIN-CG	0	FS PIVOT PIN, 3213/2711
9	1	311000302_w_S-CY	0	LIGHT HOUSING, BOLT-ON
10	1	311000388_w_X-CY	0	BOWL SIDE LH, 2811/3413
11	1	405000012	0	Square Pin Snapper SQR, 1/4" (2.5" Useable)
12	1	411000003	0	Decal - Reflective Tape, Red
13	1	411000004	0	Decal - Reflective Tape, Yellow
14	1	411000235	0	Decal - Hardox
15	1	411000268	0	Decal: High Pressure Hazard
16	1	411000269	0	Decal: Pinch Point
17	3	411000278	0	Decal: Greaseless Point Round
18	1	411000279	0	Decal: AI Logo Extra Large
19	2	411000281	0	Decal: Lift Point Round
20	1	413000068	0	Router Bit - Casted
21	7	499000224	0	Heavy Duty Round Plug
22	4	BLT8C_1-2x1	0	Bolt Gr. 8 UNC 1/2" x 1"
23	2	BLT8C_1-2x1_1-2	0	Bolt Gr. 8 UNC 1/2" x 1-1/2"
24	1	BLT8C_1_1-4x3	0	Bolt Gr. 8 UNC 1-1/4" x 3"
25	17	BLT8C_1x2_1-2	0	Bolt Gr. 8 UNC 1" x 2-1/2"
26	9	BLT8C_1x3	0	Bolt Gr. 8 UNC 1" x 3"
27	2	BLT8C_1x5_1-2	0	Bolt Gr. 8 UNC 1" x 5-1/2"
28	2	BLT8C_3-8x1_FLG	0	Bolt Gr. 8 UNC 3/8" x 1" Flange
29	9	BLT8C_5-8x1_1-2_FHC	0	Grade 8 - 11 UNC 5/8" x 1-1/2" Flat SC
30	5	NUT8C_1	0	Nut Gr. 8 UNC 1"
31	3	NUT8C_1-2	0	Nut Gr. 8 UNC 1/2"
32	1	NUT8C_1_1-4_STL	0	Nut Gr. 8 UNC 1-1/4" Stover Lock
33	2	NUT8C_3-8_STL	0	Nut Gr. 8 UNC 3/8" Stover Lock
34	2	WSH8_1-2_STR	0	Washer Gr. 8 - 1/2" Structural

# SECTION 1.06

## STRUCTURAL

2101 2811/3413 SIDEWALL, RIGHT  
(311000389\_A\_Y)



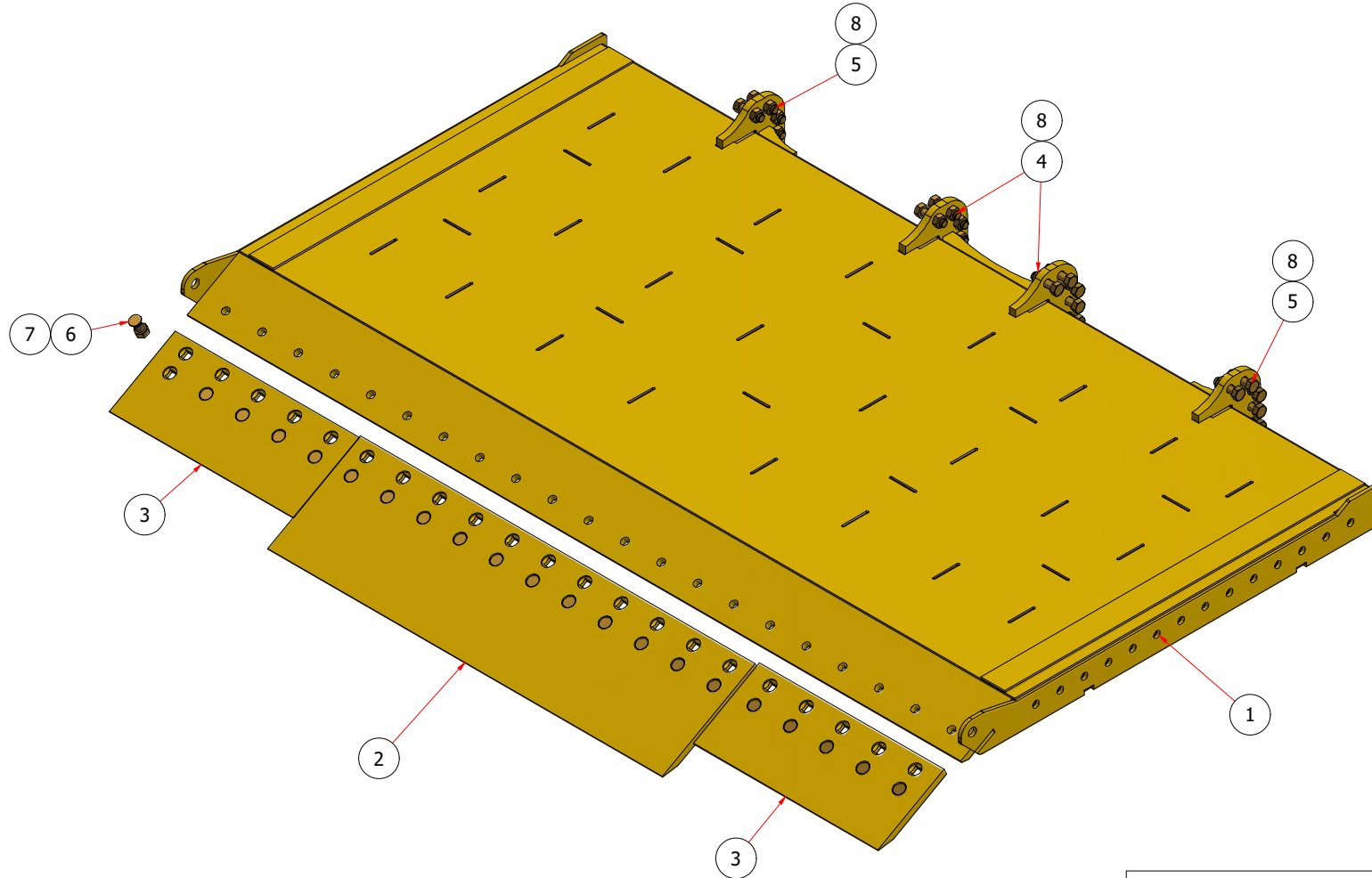
SIDEWALL, RIGHT COMPONENTS

ITEM	QTY	PART NUMBER	REV	DESCRIPTION
1	3	111000551_cm_N-CG	0	PIN END CAP, 2812
2	1	111000575_c_XY-CG	0	HYDRAULIC COVER, BOWL SIDES, 2812
3	1	111000715_cb_Y-CY	1	Sidewall hyd bulkhead, RT
4	1	111000717_c_N-CY	0	Slotted Washer - 1/2" Flat
5	1	211000172_sm_W-CY	0	THROUGH AXLE BLOCK
6	2	211000174_sm_W-CY	0	AXLE BLOCK
7	2	311000292_w_PIN-CG	1	LIFT PIN, 2812
8	1	311000294_w_PIN-CG	0	FS PIVOT PIN, 3213/2711
9	1	311000302_w_S-CY	0	LIGHT HOUSING, BOLT-ON
10	1	311000389_w_Y-CY	0	BOWL SIDE RH, 2811/3413
11	1	405000012	0	Square Pin Snapper SQR, 1/4" (2.5" Useable)
12	4	405000135	0	#4 x 5/16" U-Drive Screw, Round Head,
13	1	411000003	0	Decal - Reflective Tape, Red
14	1	411000004	0	Decal - Reflective Tape, Yellow
15	1	411000235	0	Decal - Hardox
16	1	411000263	0	Decal - Ashland Serial Plate (K-Tec Mfg.)
17	1	411000268	0	Decal: High Pressure Hazard
18	1	411000269	0	Decal: Pinch Point
19	3	411000278	0	Decal: Greaseless Point Round
20	1	411000279	0	Decal: AI Logo Extra Large
21	2	411000281	0	Decal: Lift Point Round
22	1	413000068	0	Router Bit - Casted
23	7	499000224	0	Heavy Duty Round Plug
24	2	BLT5C_3-8x1_FLG	0	Bolt Gr. 8 UNC 3/8" x 1" Flange
25	4	BLT8C_1-2x1	0	Bolt Gr. 8 UNC 1/2" x 1"
26	2	BLT8C_1-2x1_1-2	0	Bolt Gr. 8 UNC 1/2" x 1-1/2"
27	1	BLT8C_1_1-4x3	0	Bolt Gr. 8 UNC 1-1/4" x 3"
28	17	BLT8C_1x2_1-2	0	Bolt Gr. 8 UNC 1" x 2-1/2"
29	9	BLT8C_1x3	0	Bolt Gr. 8 UNC 1" x 3"
30	2	BLT8C_1x5_1-2	0	Bolt Gr. 8 UNC 1" x 5-1/2"
31	9	BLT8C_5-8x1_1-2_FHC	0	Grade 8 - 11 UNC 5/8" x 1-1/2" Flat SC
32	5	NUT8C_1	0	Nut Gr. 8 UNC 1"
33	3	NUT8C_1-2	0	Nut Gr. 8 UNC 1/2"
34	1	NUT8C_1_1-4_STL	0	Nut Gr. 8 UNC 1-1/4" Stover Lock
35	2	NUT8C_3-8_STL	0	Nut Gr. 8 UNC 3/8" Stover Lock
36	2	WSH8_1-2_STR	0	Washer Gr. 8 - 1/2" Structural

**SECTION 1.07**

**STRUCTURAL**

2101 2411 FLOOR  
(311000283-R3\_A\_F)

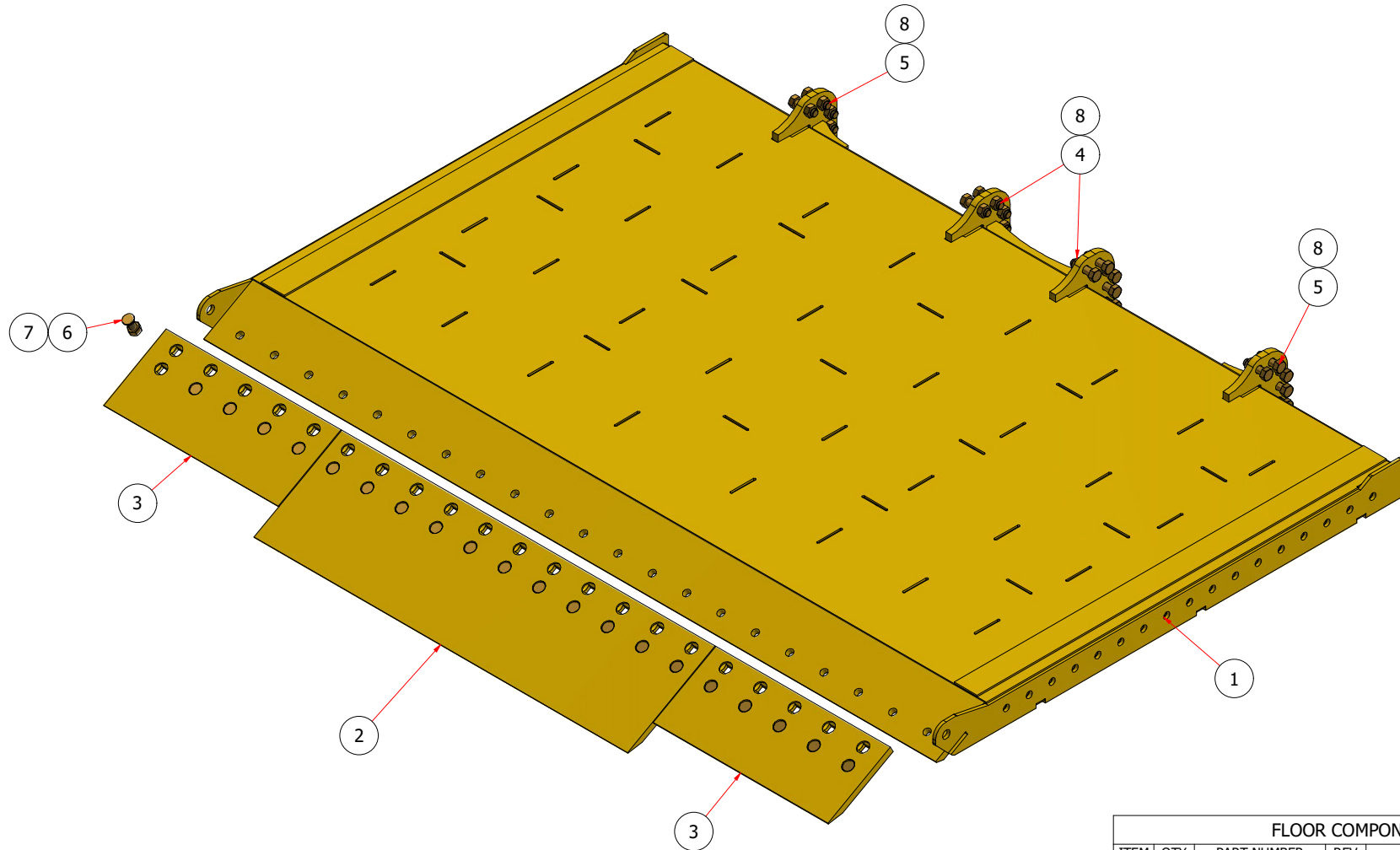


FLOOR COMPONENTS				
ITEM	QTY	PART NUMBER	REV	DESCRIPTION
1	1	311000283_w_F-CY	3	FLOOR, BOWL, 2311
2	1	413002009	0	CENTER BLADE, 2411/2811/3013/3413
3	2	413002010	0	OUTER BLADE, 2311/2711
4	10	BLT8C_1x3_1-2	0	Bolt Gr. 8 UNC 1" x 3-1/2"
5	10	BLT8C_1x3_1-4	0	Bolt Gr. 8 UNC 1" x 3-1/4"
6	21	BLT8C_1x3_PLW	0	Bolt Gr. 8 UNC 1" x 3" Plow
7	21	NUT8C_1	0	Nut Gr. 8 UNC 1"
8	20	NUT8C_1_STL	0	Nut Gr. 8 UNC 1" Stover Lock

**SECTION 1.07**

**STRUCTURAL**

2101 2811 FLOOR  
(311000391\_A\_F)



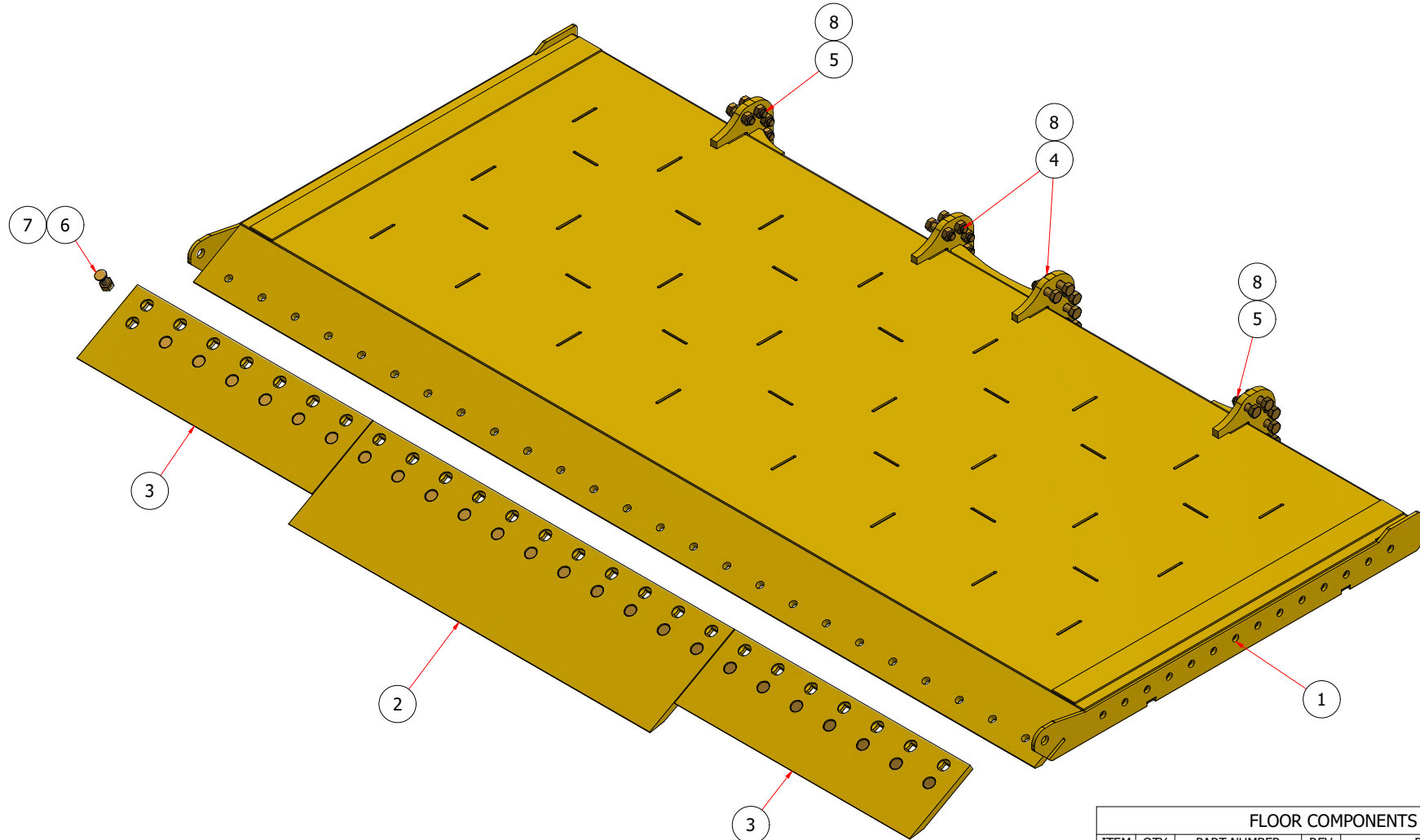
FLOOR COMPONENTS				
ITEM	QTY	PART NUMBER	REV	DESCRIPTION
1	1	311000391_w_F-CY	0	FLOOR, BOWL, 2811
2	1	413002009	0	CENTER BLADE, 2411/2811/3013/3413
3	2	413002010	0	OUTER BLADE, 2311/2711
4	10	BLT8C_1x3_1-2	0	Bolt Gr. 8 UNC 1" x 3-1/2"
5	10	BLT8C_1x3_1-4	0	Bolt Gr. 8 UNC 1" x 3-1/4"
6	21	BLT8C_1x3_PLW	0	Bolt Gr. 8 UNC 1" x 3" Plow
7	21	NUT8C_1	0	Nut Gr. 8 UNC 1"
8	20	NUT8C_1_STL	0	Nut Gr. 8 UNC 1" Stover Lock



# SECTION 1.07

## STRUCTURAL

2101 3013 FLOOR  
(311000390\_A\_F)

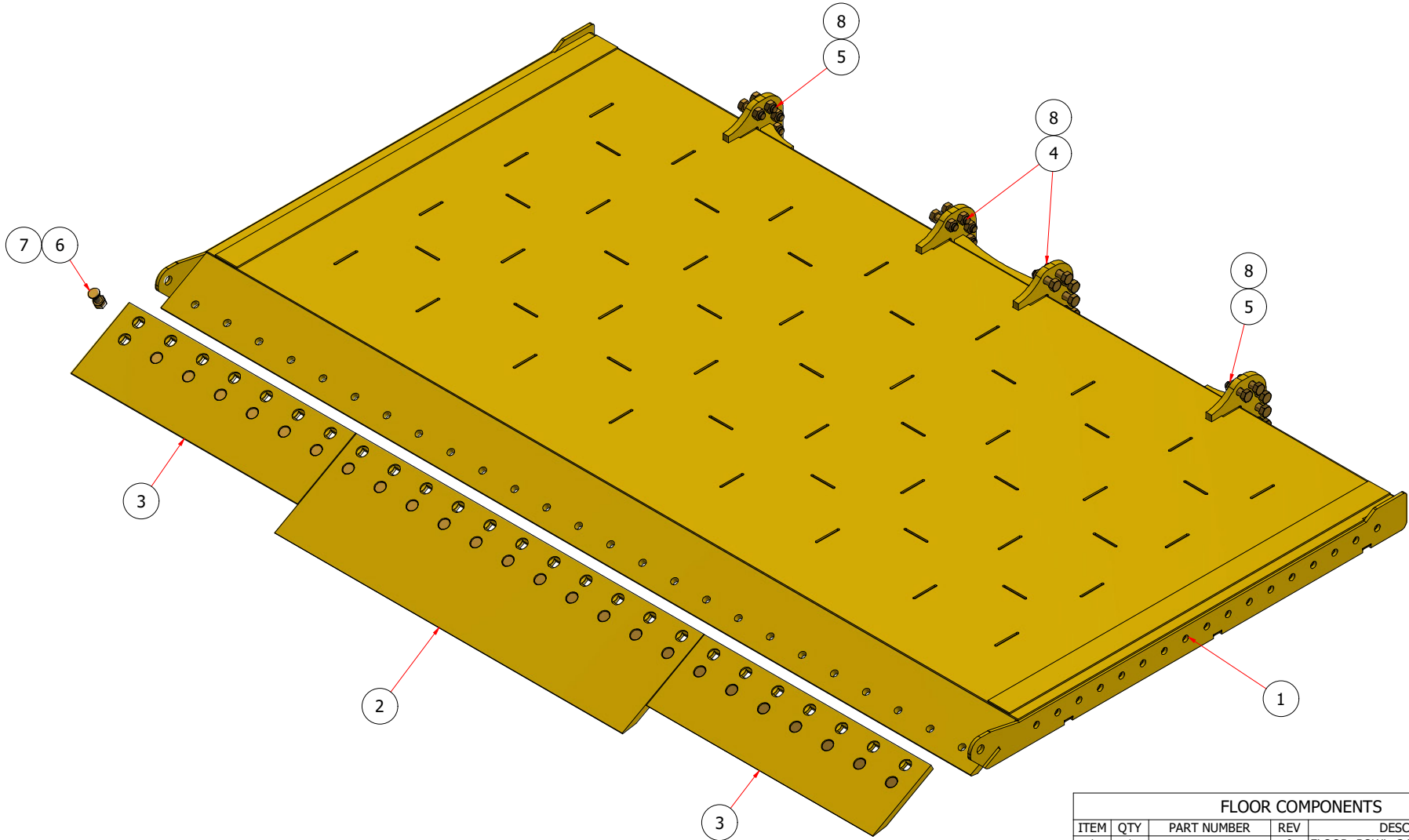


FLOOR COMPONENTS				
ITEM	QTY	PART NUMBER	REV	DESCRIPTION
1	1	311000390_w_F-CY	0	FLOOR, BOWL, 3013
2	1	413002009	0	CENTER BLADE, 2411/2811/3013/3413
3	2	413002014	0	OUTER BLADE, 3013/3413
4	10	BLT8C_1x3_1-2	0	Bolt Gr. 8 UNC 1" x 3-1/2"
5	10	BLT8C_1x3_1-4	0	Bolt Gr. 8 UNC 1" x 3-1/4"
6	25	BLT8C_1x3_PLW	0	Bolt Gr. 8 UNC 1" x 3" Plow
7	25	NUT8C_1	0	Nut Gr. 8 UNC 1"
8	20	NUT8C_1_STL	0	Nut Gr. 8 UNC 1" Stover Lock

# SECTION 1.07

## STRUCTURAL

2101 3413 FLOOR  
(311000338\_A\_F)

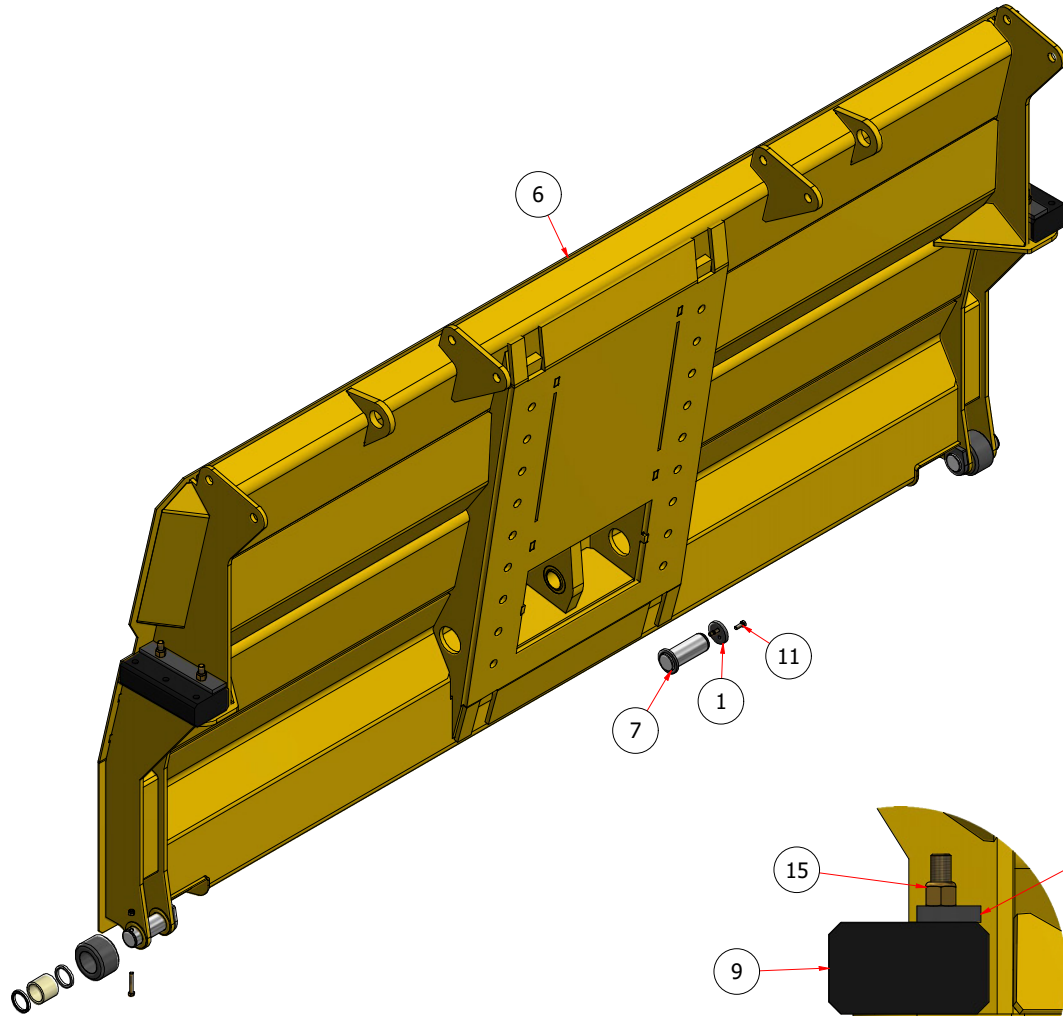


FLOOR COMPONENTS				
ITEM	QTY	PART NUMBER	REV	DESCRIPTION
1	1	311000338_w_F-CY	0	FLOOR, BOWL, 3413
2	1	413002009	0	CENTER BLADE, 2411/2811/3013/3413
3	2	413002014	0	OUTER BLADE, 3013/3413
4	10	BLT8C_1x3_1-2	0	Bolt Gr. 8 UNC 1" x 3-1/2"
5	10	BLT8C_1x3_1-4	0	Bolt Gr. 8 UNC 1" x 3-1/4"
6	25	BLT8C_1x3_PLW	0	Bolt Gr. 8 UNC 1" x 3" Plow
7	25	NUT8C_1	0	Nut Gr. 8 UNC 1"
8	20	NUT8C_1_STL	0	Nut Gr. 8 UNC 1" Stover Lock

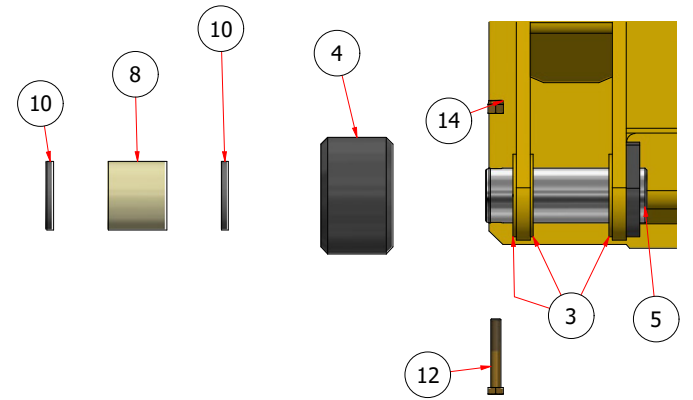
# SECTION 1.08

## STRUCTURAL

2101 2411/2811 EJECTOR FACE  
(311000318\_A\_E)



SLIDER BLOCK



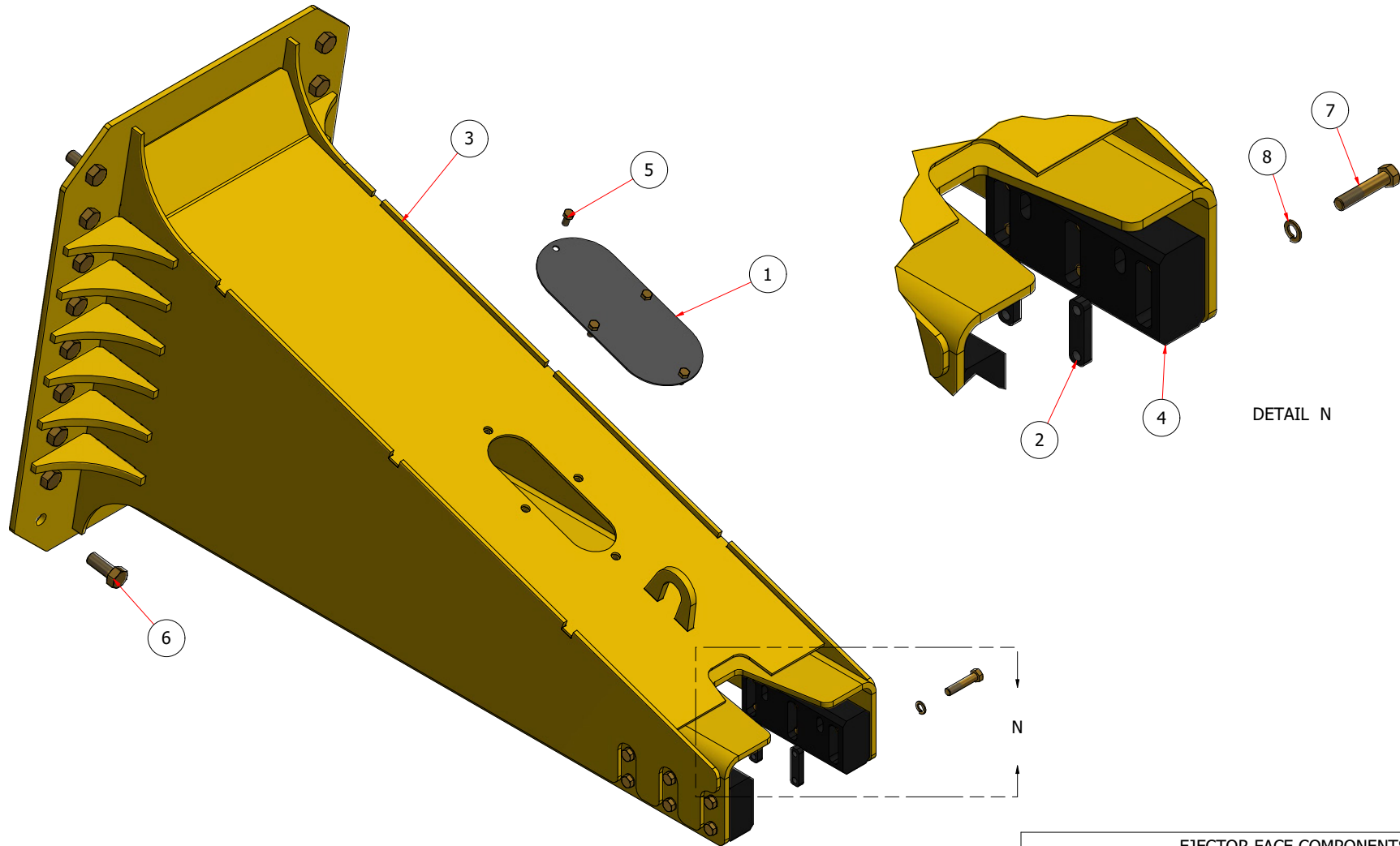
EJECTOR FACE COMPONENTS

ITEM	QTY	PART NUMBER	REV	DESCRIPTION
1	1	111000420_c_E-CG	0	PUSH OFF PIN CAP. 220
2	2	111000650_c_E-CG	0	SLIDER CLAMP, FRONT, PUSHOFF
3	6	111000664_c_E-CY	0	2" DIA PIN SPACER
4	2	211000188_sm_E-CZ	1	FLOOR ROLLER, PUSH OFF
5	2	311000310_w_PIN-CG	1	ROLLER PIN, PUSH OFF
6	1	311000318_w_E-CY	3	FRONT, PUSH OFF, 2711
7	1	311000330_w_PIN-CG	0	PUSH OFF ROD END PIN, 3213
8	2	404000124	0	POLY BUSHING, 2.00 X 2.50 X 2.13
9	2	408000032	1	SLIDER BLOCK, PUSH OFF
10	4	422000001	0	Seal Dust 2.50" OD x 2.00" ID x 0.250"
11	3	BLT8C_3-8x1	0	Bolt Gr. 8 UNC 3/8" x 1"
12	2	BLT8C_3-8x2_1-2	0	Bolt Gr. 8 UNC 3/8" x 2-1/2"
13	4	BLT8C_5-8x5_1-2	0	Bolt Gr. 8 UNC 5/8" x 5-1/2"
14	2	NUT8C_3-8_NYL	0	Nut Gr. 8 UNC 3/8" Nylon Lock
15	4	NUT8C_5-8_NYL	0	Nut Gr. 8 UNC 5/8" Nylon Lock

# SECTION 1.08

## STRUCTURAL

2101 2411/3013 EJECTOR HOOD  
(311000319\_A\_E)



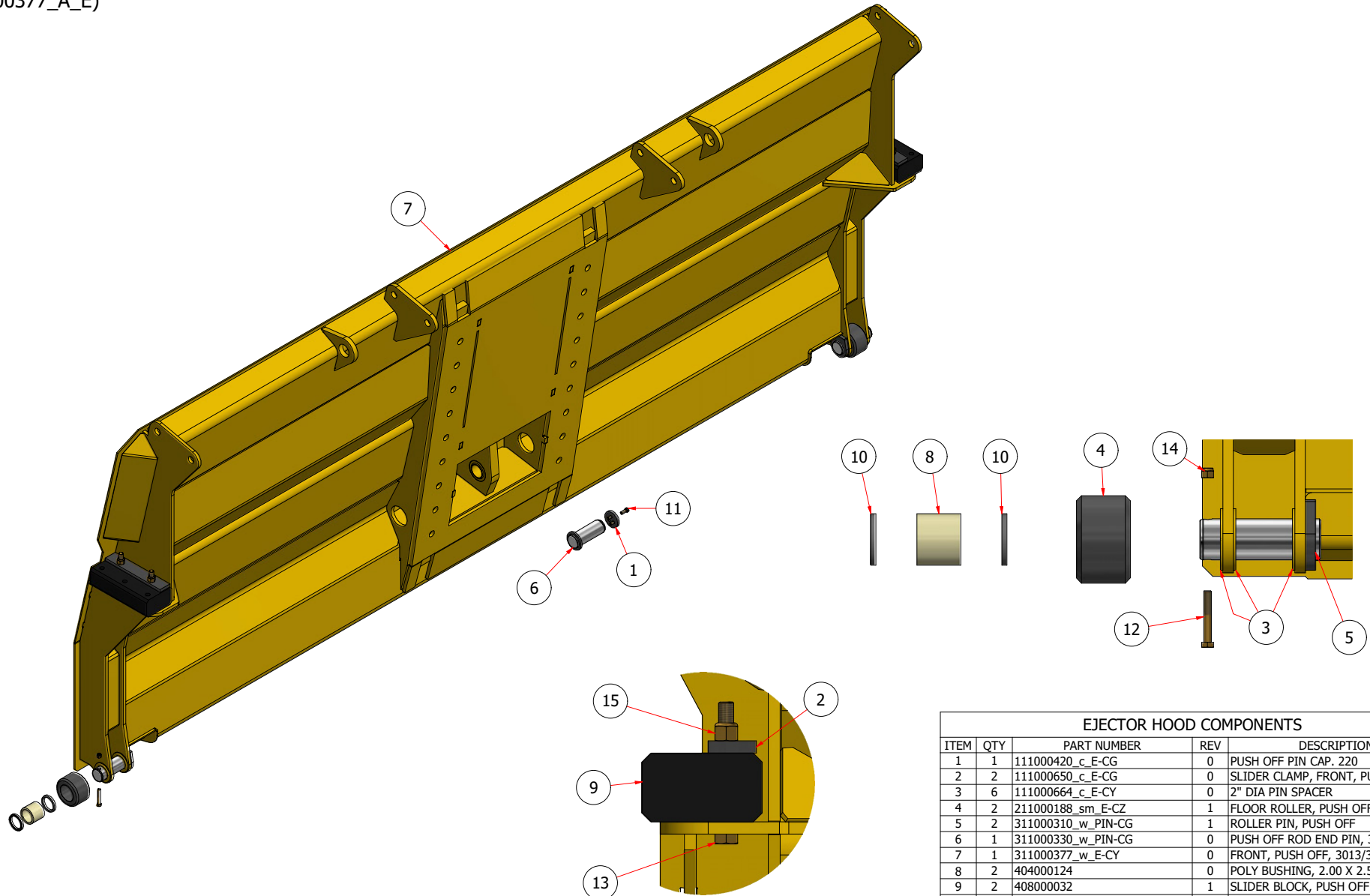
DETAIL N

EJECTOR FACE COMPONENTS				
ITEM	QTY	PART NUMBER	REV	DESCRIPTION
1	1	111000652_c_E-CG	0	HYDRAULIC ACCESS COVER, PUSH OFF
2	6	111000709_cm_E-CG	0	SLIDER BLOCK BACK PLATE
3	1	311000319_w_E-CY	0	TAIL, PUSH OFF
4	2	408000032	1	SLIDER BLOCK, PUSH OFF
5	4	BLT8C_1-2x1	0	Bolt Gr. 8 UNC 1/2" x 1"
6	18	BLT8C_1x2_1-2	0	Bolt Gr. 8 UNC 1" x 2-1/2"
7	12	BLT8C_5-8x3	0	Bolt Gr. 8 UNC 5/8" x 3"
8	12	WSH8_5-8_LCK	0	Washer Gr. 8 - 5/8" Lock

# SECTION 1.08

## STRUCTURAL

2101 3013/3413 EJECTOR FACE  
(311000377\_A\_E)



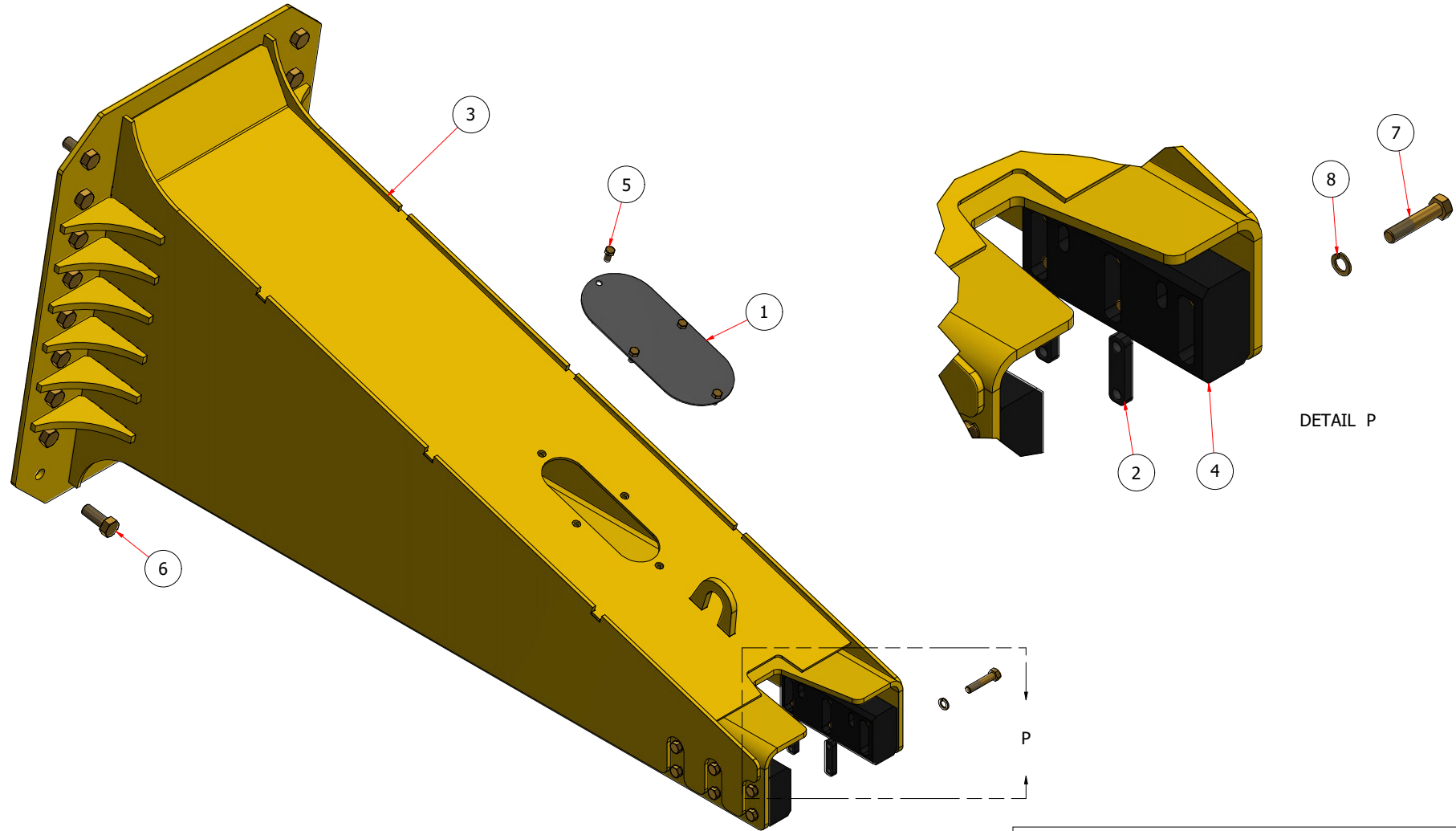
SLIDER BLOCK

EJECTOR HOOD COMPONENTS				
ITEM	QTY	PART NUMBER	REV	DESCRIPTION
1	1	111000420_c_E-CG	0	PUSH OFF PIN CAP. 220
2	2	111000650_c_E-CG	0	SLIDER CLAMP, FRONT, PUSHOFF
3	6	111000664_c_E-CY	0	2" DIA PIN SPACER
4	2	211000188_sm_E-CZ	1	FLOOR ROLLER, PUSH OFF
5	2	311000310_w_PIN-CG	1	ROLLER PIN, PUSH OFF
6	1	311000330_w_PIN-CG	0	PUSH OFF ROD END PIN, 3213
7	1	311000377_w_E-CY	0	FRONT, PUSH OFF, 3013/3413
8	2	404000124	0	POLY BUSHING, 2.00 X 2.50 X 2.13
9	2	408000032	1	SLIDER BLOCK, PUSH OFF
10	4	422000001	0	Seal Dust 2.50" OD x 2.00" ID x 0.250"
11	3	BLT8C_3-8x1	0	Bolt Gr. 8 UNC 3/8" x 1"
12	2	BLT8C_3-8x2_1-2	0	Bolt Gr. 8 UNC 3/8" x 2-1/2"
13	4	BLT8C_5-8x5_1-2	0	Bolt Gr. 8 UNC 5/8" x 5-1/2"
14	2	NUT8C_3-8_NYL	0	Nut Gr. 8 UNC 3/8" Nylon Lock
15	4	NUT8C_5-8_NYL	0	Nut Gr. 8 UNC 5/8" Nylon Lock

# SECTION 1.08

## STRUCTURAL

2101 2811/3413 EJECTOR HOOD  
(311000376\_A\_E)



DETAIL P


EJECTOR HOOD COMPONENTS				
ITEM	QTY	PART NUMBER	REV	DESCRIPTION
1	1	111000652_c_E-CG	0	HYDRAULIC ACCESS COVER, PUSH OFF
2	6	111000709_cm_E-CG	0	SLIDER BLOCK BACK PLATE
3	1	311000376_w_E-CY	0	TAIL, PUSH OFF
4	2	408000032	1	SLIDER BLOCK, PUSH OFF
5	4	BLT8C_1-2x1	0	Bolt Gr. 8 UNC 1/2" x 1"
6	18	BLT8C_1x2_1-2	0	Bolt Gr. 8 UNC 1" x 2-1/2"
7	12	BLT8C_5-8x3	0	Bolt Gr. 8 UNC 5/8" x 3"
8	12	WSH8_5-8_LCK	0	Washer Gr. 8 - 5/8" Lock



**SECTION 1.09**

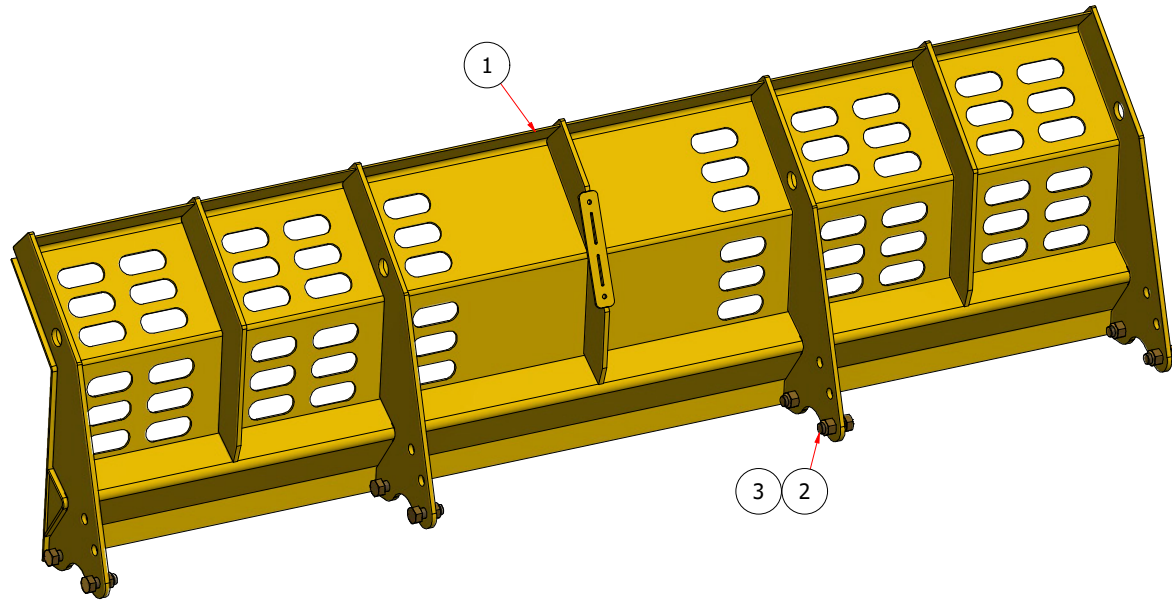
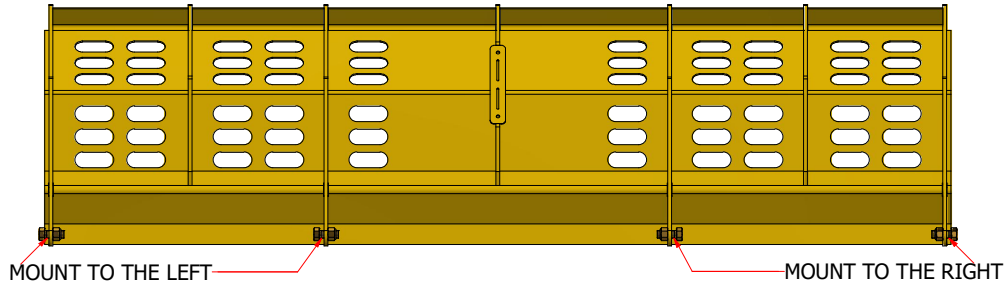
**STRUCTURAL**

2101 2411/2811 RACK  
(311000316-R2\_A\_R)



301100172 Kit

QTY	DESCRIPTION
2	Bolt Gr. 5 UNC 3/8" x 1" Carriage
1	Decal - SMV Sign
2	Nut Gr. 8 UNC 3/8" Stover Lock
1	SMV sign holder
2	Washer Gr. 8 - 3/8" Structural




RACK COMPONENTS

ITEM	QTY	PART NUMBER	REV	DESCRIPTION
1	1	311000316_w_R-CY	2	HEADACHE RACK, PUSH OFF, 2411/2811
2	8	BLT8C_1x2_1-2	0	Bolt Gr. 8 UNC 1" x 2-1/2"
3	8	NUT8C_1_NYL	0	Nut Gr. 8 UNC 1" Nylon Lock

**SECTION 1.09**

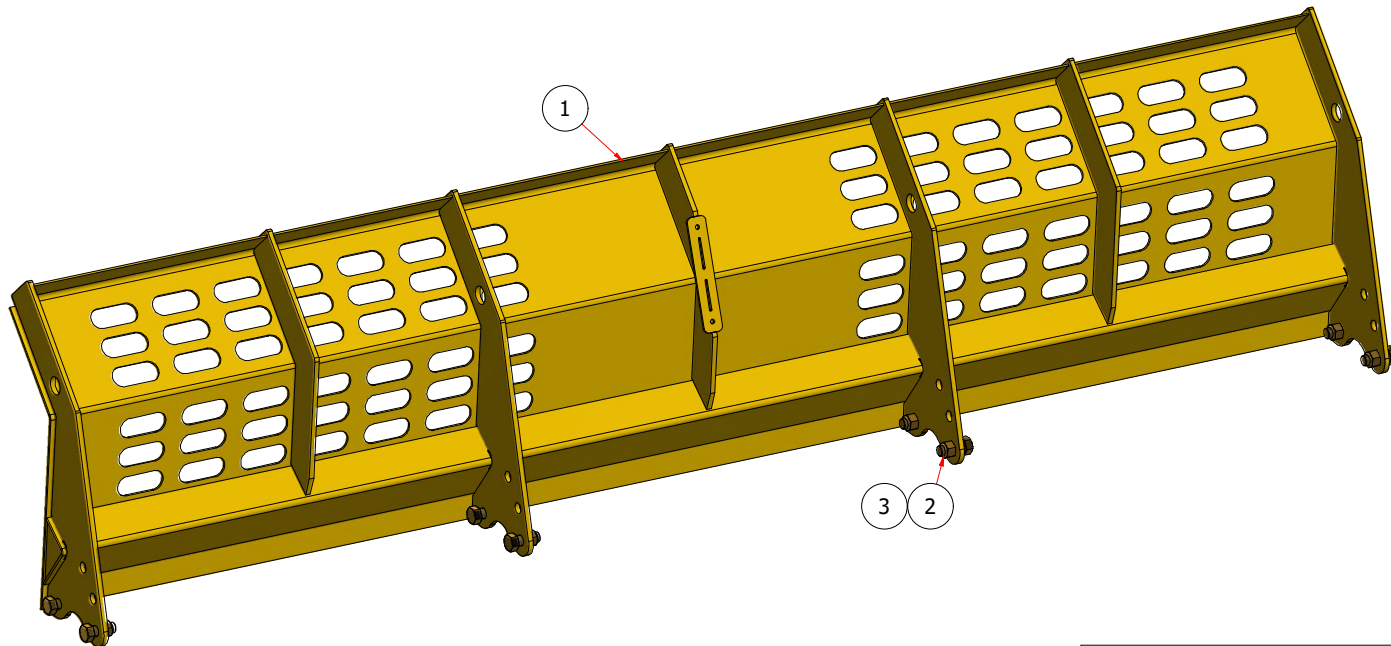
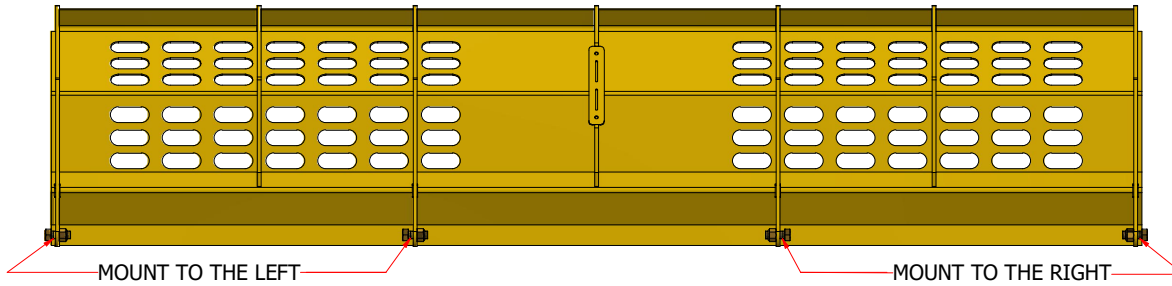
**STRUCTURAL**

2101 3013/3413 RACK  
(311000375\_A\_R)



301100172 Kit

QTY	DESCRIPTION
2	Bolt Gr. 5 UNC 3/8" x 1" Carriage
1	Decal - SMV Sign
2	Nut Gr. 8 UNC 3/8" Stover Lock
1	SMV sign holder
2	Washer Gr. 8 - 3/8" Structural



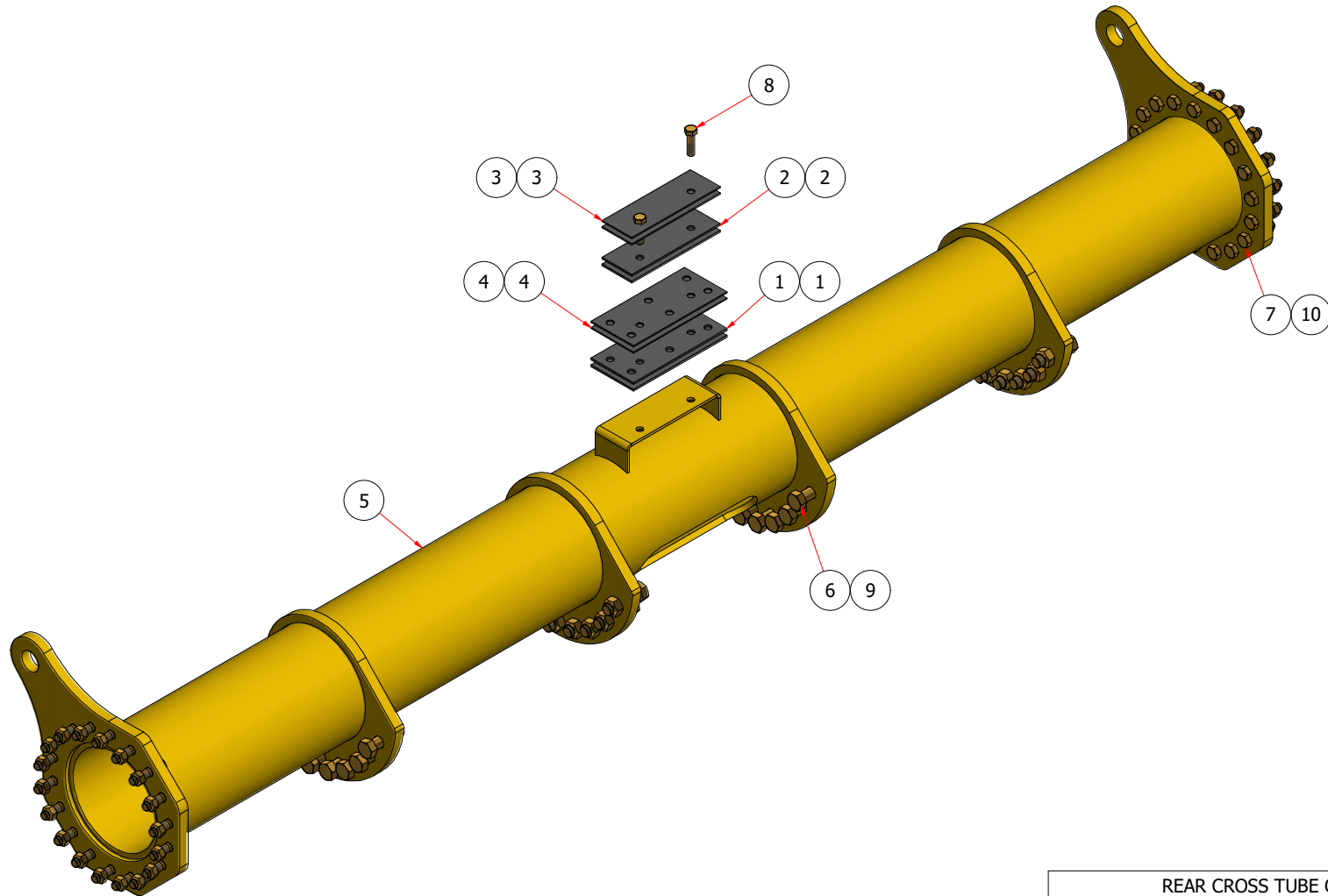
RACK COMPONENTS				
ITEM	QTY	PART NUMBER	REV	DESCRIPTION
1	1	311000375_w_R-CY	0	HEADACHE RACK, PUSH OFF, 3013/3413
2	8	BLT8C_1x2_1-2	0	Bolt Gr. 8 UNC 1" x 2-1/2"
3	8	NUT8C_1_NYL	0	Nut Gr. 8 UNC 1" Nylon Lock



# SECTION 1.10

## STRUCTURAL

2101 2411/2811 REAR CROSS TUBE  
(311000315-R1\_A\_S)



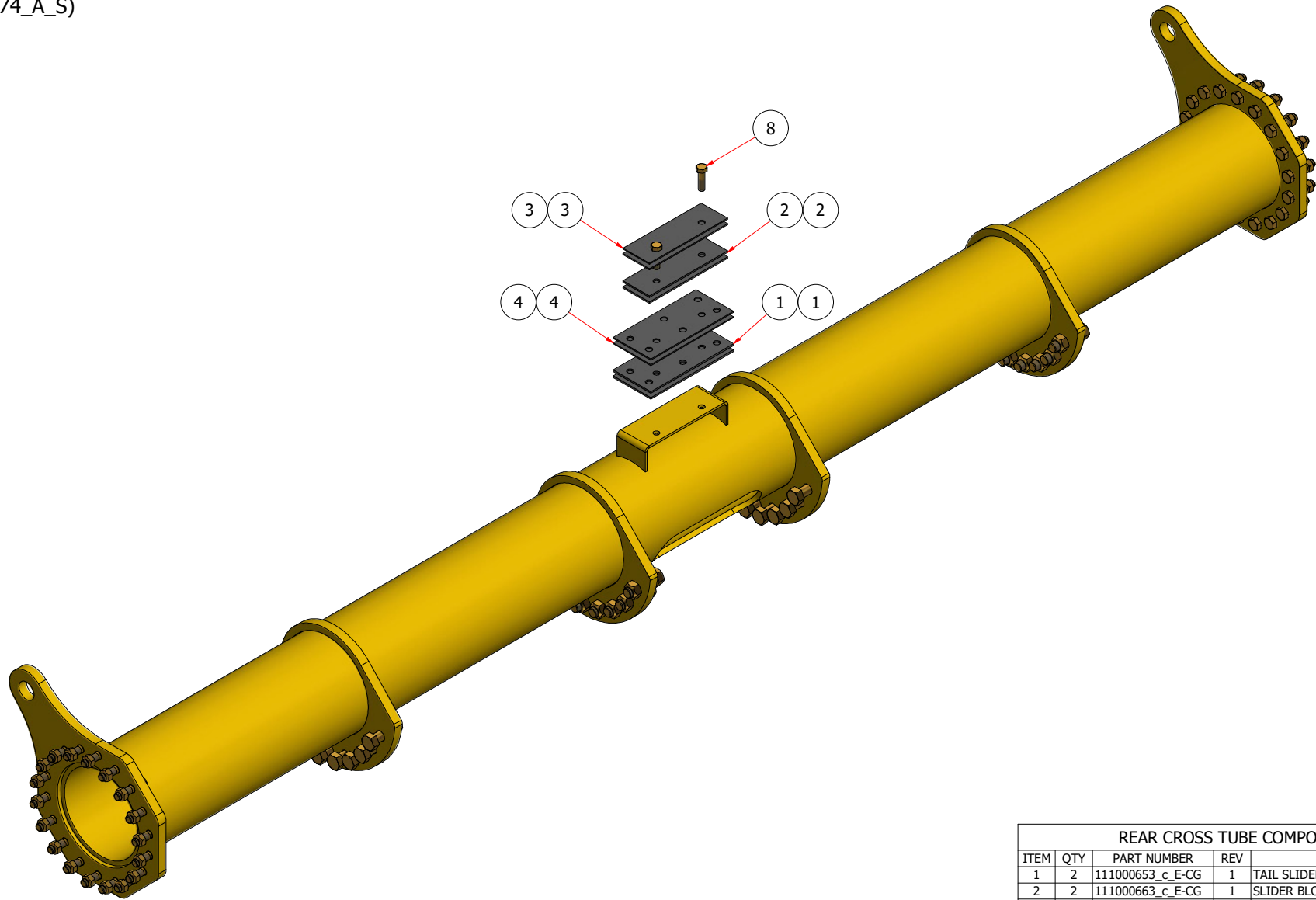
REAR CROSS TUBE COMPONENTS

ITEM	QTY	PART NUMBER	REV	DESCRIPTION
1	2	111000653_c_E-CG	1	TAIL SLIDER BLOCK SIM, PUSH OFF
2	2	111000663_c_E-CG	1	SLIDER BLOCK SHIM, PUSH OFF
3	2	111000711_c_E-CG	0	SLIDER BLOCK SHIM, PUSH OFF
4	2	111000712_c_E-CG	0	TAIL SLIDER BLOCK SIM, PUSH OFF
5	1	311000315_w_S-CY	1	REAR CROSS PIPE, BOWL, 2411/2811
6	24	BLT8C_1x3_1-2	0	Bolt Gr. 8 UNC 1" x 3-1/2"
7	36	BLT8C_3-4x3	0	Bolt Gr. 8 UNC 3/4" x 3"
8	2	BLT8C_5-8x2_1-4	0	Bolt Gr. 8 UNC 5/8" x 2-1/4"
9	24	NUT8C_1_STL	0	Nut Gr. 8 UNC 1" Stover Lock
10	36	NUT8C_3-4_STL	0	Nut Gr. 8 UNC 3/4" Stover Lock

# SECTION 1.10

## STRUCTURAL

2101 3013/3413 REAR CROSS TUBE  
(311000374\_A\_S)



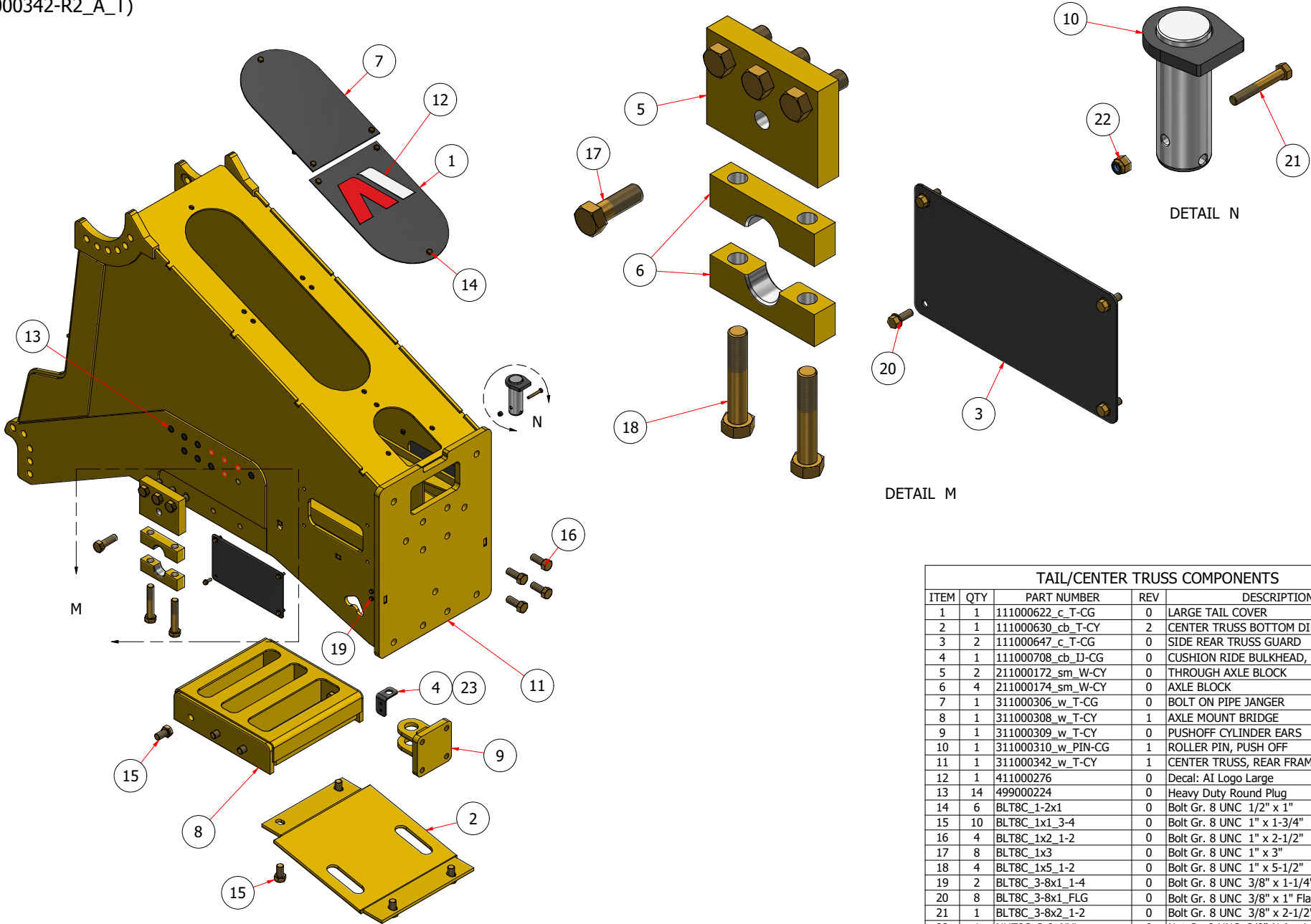
REAR CROSS TUBE COMPONENTS

ITEM	QTY	PART NUMBER	REV	DESCRIPTION
1	2	111000653_c_E-CG	1	TAIL SLIDER BLOCK SIM, PUSH OFF
2	2	111000663_c_E-CG	1	SLIDER BLOCK SHIM, PUSH OFF
3	2	111000711_c_E-CG	0	SLIDER BLOCK SHIM, PUSH OFF
4	2	111000712_c_E-CG	0	TAIL SLIDER BLOCK SIM, PUSH OFF
5	1	311000374_w_S-CY	0	REAR CROSS PIPE, BOWL, 3013/3413
6	24	BLT8C_1x3_1-2	0	Bolt Gr. 8 UNC 1" x 3-1/2"
7	36	BLT8C_3-4x3	0	Bolt Gr. 8 UNC 3/4" x 3"
8	2	BLT8C_5-8x2_1-4	0	Bolt Gr. 8 UNC 5/8" x 2-1/4"
9	24	NUT8C_1_STL	0	Nut Gr. 8 UNC 1" Stover Lock
10	36	NUT8C_3-4_STL	0	Nut Gr. 8 UNC 3/4" Stover Lock

# SECTION 1.11

## STRUCTURAL

2101 2411/3013 TAIL/CENTER TRUSS  
(311000342-R2\_A\_T)



DETAIL M

DETAIL N

TAIL/CENTER TRUSS COMPONENTS

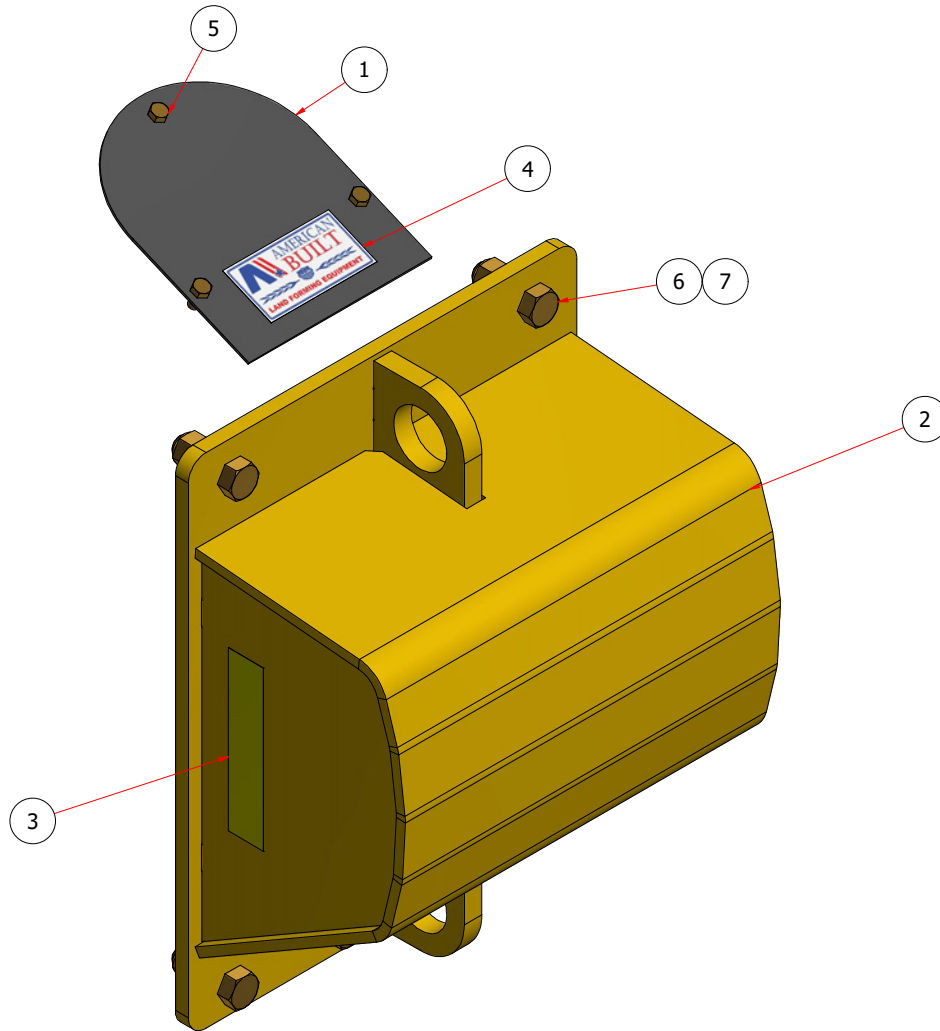
ITEM	QTY	PART NUMBER	REV	DESCRIPTION
1	1	111000622_c_T-CG	0	LARGE TAIL COVER
2	1	111000630_cb_T-CY	2	CENTER TRUSS BOTTOM DIRT SHIELD
3	2	111000647_c_T-CG	0	SIDE REAR TRUSS GUARD
4	1	111000708_cb_IJ-CG	0	CUSHION RIDE BULKHEAD, FS
5	2	211000172_sm_W-CY	0	THROUGH AXLE BLOCK
6	4	211000174_sm_W-CY	0	AXLE BLOCK
7	1	311000306_w_T-CG	0	BOLT ON PIPE JANGER
8	1	311000308_w_T-CY	1	AXLE MOUNT BRIDGE
9	1	311000309_w_T-CY	0	PUSHOFF CYLINDER EARS
10	1	311000310_w_PIN-CG	1	ROLLER PIN, PUSH OFF
11	1	311000342_w_T-CY	1	CENTER TRUSS, REAR FRAME, 2411/3013
12	1	411000276	0	Decal: AI Logo Large
13	14	499000224	0	Heavy Duty Round Plug
14	6	BLT8C_1-2x1	0	Bolt Gr. 8 UNC 1/2" x 1"
15	10	BLT8C_1x1_3-4	0	Bolt Gr. 8 UNC 1" x 1-3/4"
16	4	BLT8C_1x2_1-2	0	Bolt Gr. 8 UNC 1" x 2-1/2"
17	8	BLT8C_1x3	0	Bolt Gr. 8 UNC 1" x 3"
18	4	BLT8C_1x5_1-2	0	Bolt Gr. 8 UNC 1" x 5-1/2"
19	2	BLT8C_3-8x1_1-4	0	Bolt Gr. 8 UNC 3/8" x 1-1/4"
20	8	BLT8C_3-8x1_FLG	0	Bolt Gr. 8 UNC 3/8" x 1" Flange
21	1	BLT8C_3-8x2_1-2	0	Bolt Gr. 8 UNC 3/8" x 2-1/2"
22	1	NUT8C_3-8_NYL	0	Nut Gr. 8 UNC 3/8" Nylon Lock
23	2	NUT8C_3-8_STL	0	Nut Gr. 8 UNC 3/8" Stover Lock



## SECTION 1.11

### STRUCTURAL

2101 2411-3413 PUSH BUMPER  
(311100014 Kit)



PUSH BUMPER COMPONENTS

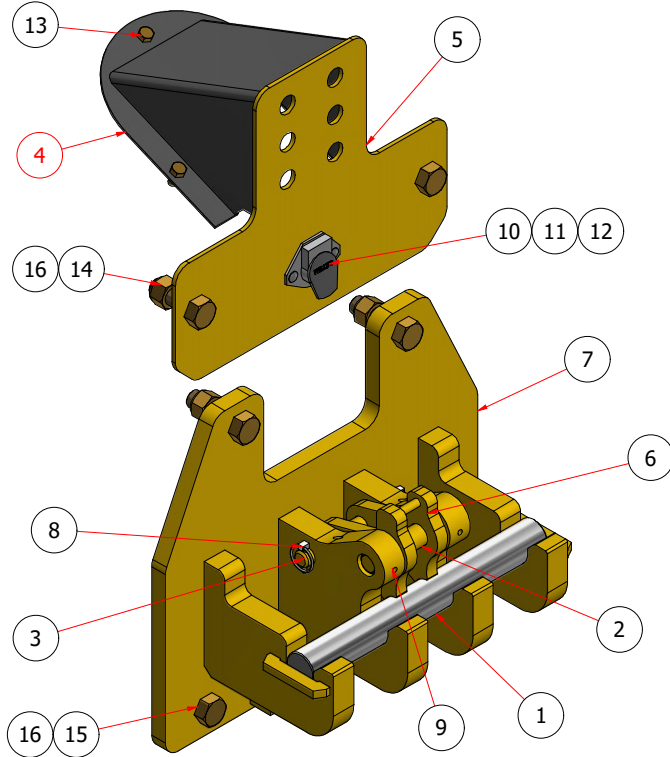
ITEM	QTY	PART NUMBER	REV	DESCRIPTION
1	1	111000621_c_T-CG	0	SMALL TAIL COVER, 2812
2	1	311000344_w_T-AY	1	BUMPER, 3213/2711
3	2	411000004	0	Decal - Reflective Tape, Yellow
4	1	411000277	0	Decal: American Built
5	3	BLT8C_1-2x1	0	Bolt Gr. 8 UNC 1/2" x 1"
6	6	BLT8C_1x3	0	Bolt Gr. 8 UNC 1" x 3"
7	6	NUT8C_1_NYL	0	Nut Gr. 8 UNC 1" Nylon Lock

# SECTION 1.11

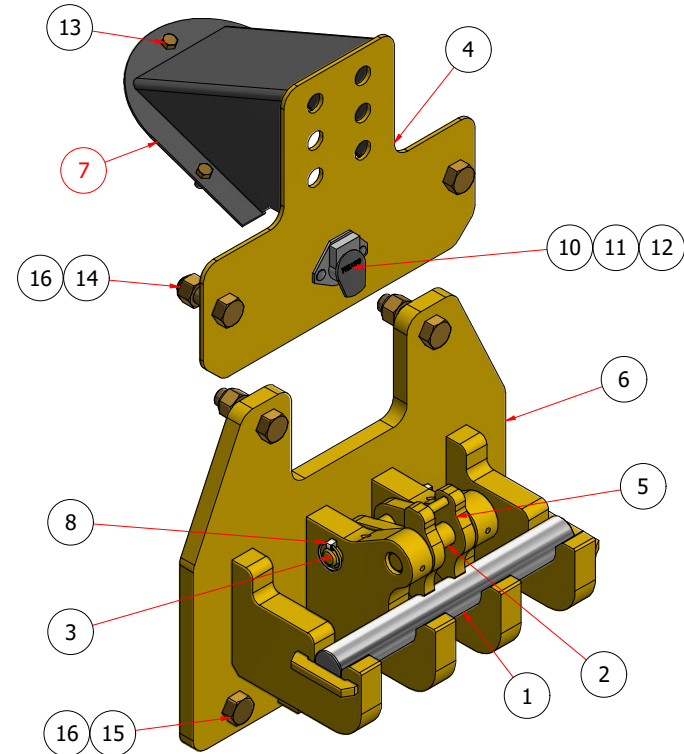
## STRUCTURAL

2101 2411-3413 LEAD REAR HITCH  
(311100015 Kit, 311100017 Kit)

2411/3013



2811/3413



THE REAR HYDRAULIC BULKHEAD COVER IS DEPENDANT ON YOUR SCRAPER MODEL.

311100015 Kit

ITEM	QTY	PART NUMBER	REV	DESCRIPTION
1	1	205001668_s	1	Pin K-Tec Yoke 2" x 17.25"
2	1	211000213_sm_PIN-CY	0	UNIVERSAL DRAWBAR, PIN, LATCH
3	1	211000214_sm_PIN-CY	0	DRAWBAR, PIN, LATCH
4	1	311000365_w_D-CG	0	REAR BULKHEAD COVER, 2411/3013
5	1	311000366_w_D-CY	0	REAR BULKHEAD MOUNT
6	1	311000367_w_D-CY	0	REAR HITCH, FLIPPER ASM
7	1	311000368_w_D-CY	0	MAIN WELDMENT, REAR HITCH
8	2	405000130	0	LYNCH PIN, 0.25 DIA 1.375 USABLE LENGTH
9	2	405000148	0	Roll Pin 5/16" x 2-1/4"
10	1	412000017	0	Trailer Plug - 7-Wire Male
11	1	412000018	0	Boot Socket 7-Wire
12	2	BLT5C_5-16x1_CRG	0	Bolt Gr. 5 UNC 5/16" x 1" Carriage
13	3	BLT8C_1-2x1	0	Bolt Gr. 8 UNC 1/2" x 1"
14	2	BLT8C_1x3	0	Bolt Gr. 8 UNC 1" x 3"
15	7	BLT8C_1x3_1-2	0	Bolt Gr. 8 UNC 1" x 3-1/2"
16	9	NUT8C_1_NYL	0	Nut Gr. 8 UNC 1" Nylon Lock

311100015 Kit

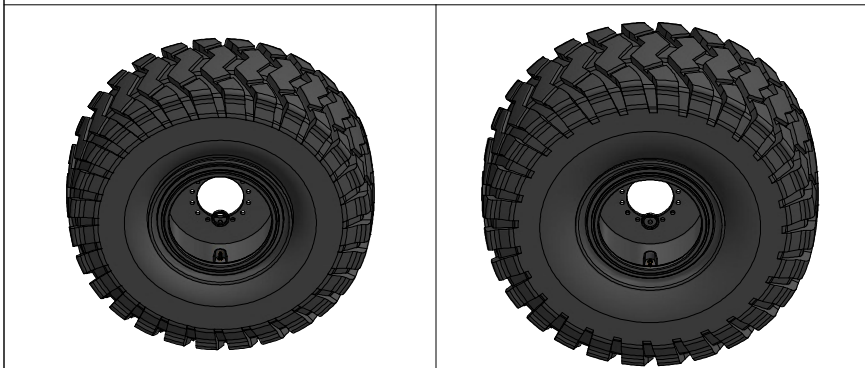
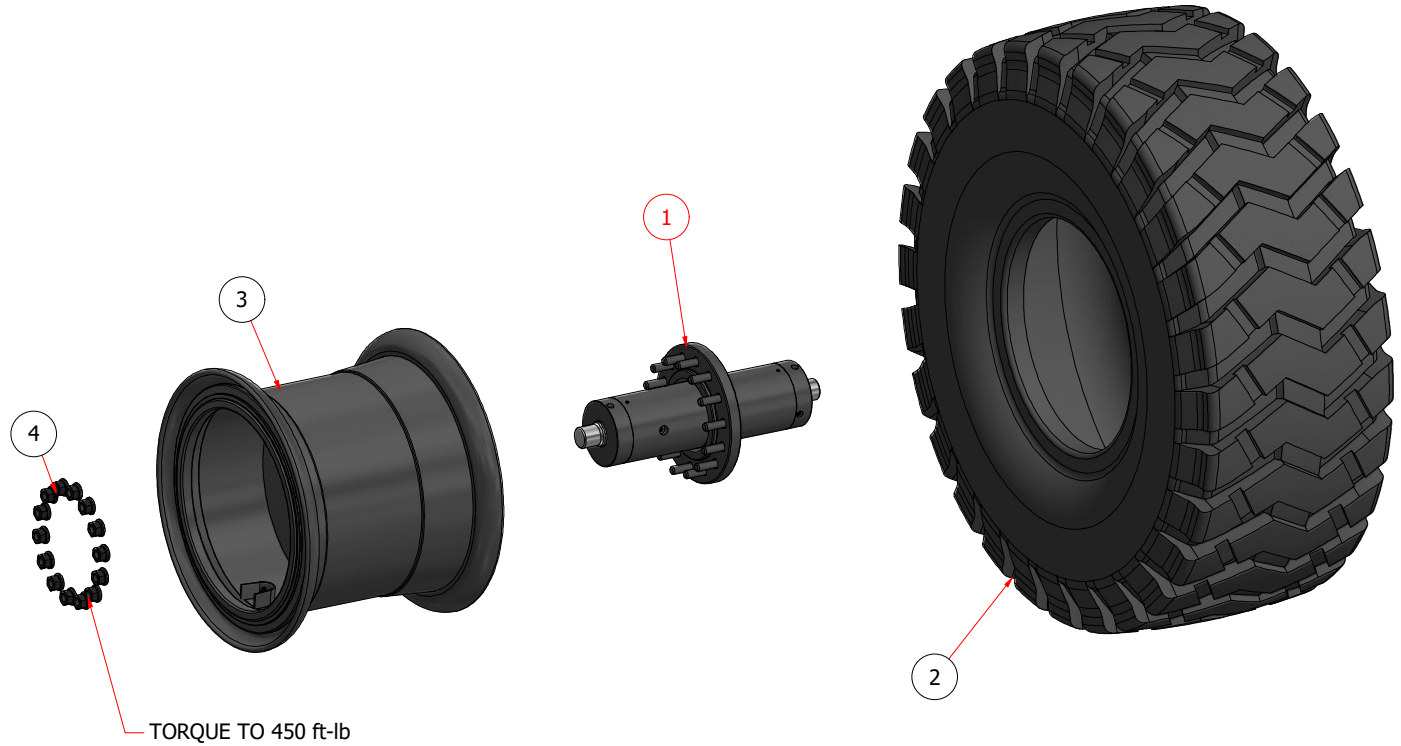
ITEM	QTY	PART NUMBER	REV	DESCRIPTION
1	1	205001668_s	1	Pin K-Tec Yoke 2" x 17.25"
2	1	211000213_sm_PIN-CY	0	UNIVERSAL DRAWBAR, PIN, LATCH
3	1	211000214_sm_PIN-CY	0	DRAWBAR, PIN, LATCH
4	1	311000366_w_D-CY	0	REAR BULKHEAD MOUNT
5	1	311000367_w_D-CY	0	REAR HITCH, FLIPPER ASM
6	1	311000368_w_D-CY	0	MAIN WELDMENT, REAR HITCH
7	1	311000381_w_D-CG	0	REAR BULKHEAD COVER, 2811/3413
8	2	405000130	0	LYNCH PIN, 0.25 DIA 1.375 USABLE LENGTH
9	2	405000148	0	Roll Pin 5/16" x 2-1/4"
10	1	412000017	0	Trailer Plug - 7-Wire Male
11	1	412000018	0	Boot Socket 7-Wire
12	2	BLT5C_5-16x1_CRG	0	Bolt Gr. 5 UNC 5/16" x 1" Carriage
13	3	BLT8C_1-2x1	0	Bolt Gr. 8 UNC 1/2" x 1"
14	2	BLT8C_1x3	0	Bolt Gr. 8 UNC 1" x 3"
15	7	BLT8C_1x3_1-2	0	Bolt Gr. 8 UNC 1" x 3-1/2"
16	9	NUT8C_1_NYL	0	Nut Gr. 8 UNC 1" Nylon Lock



# SECTION 1.12

## STRUCTURAL

### 2101 2411-3413 WHEEL ASSEMBLY



23.5 R25, 2 STAR TIRE & RIM PACKAGE

26.5 R25, 2 STAR TIRE & RIM PACKAGE

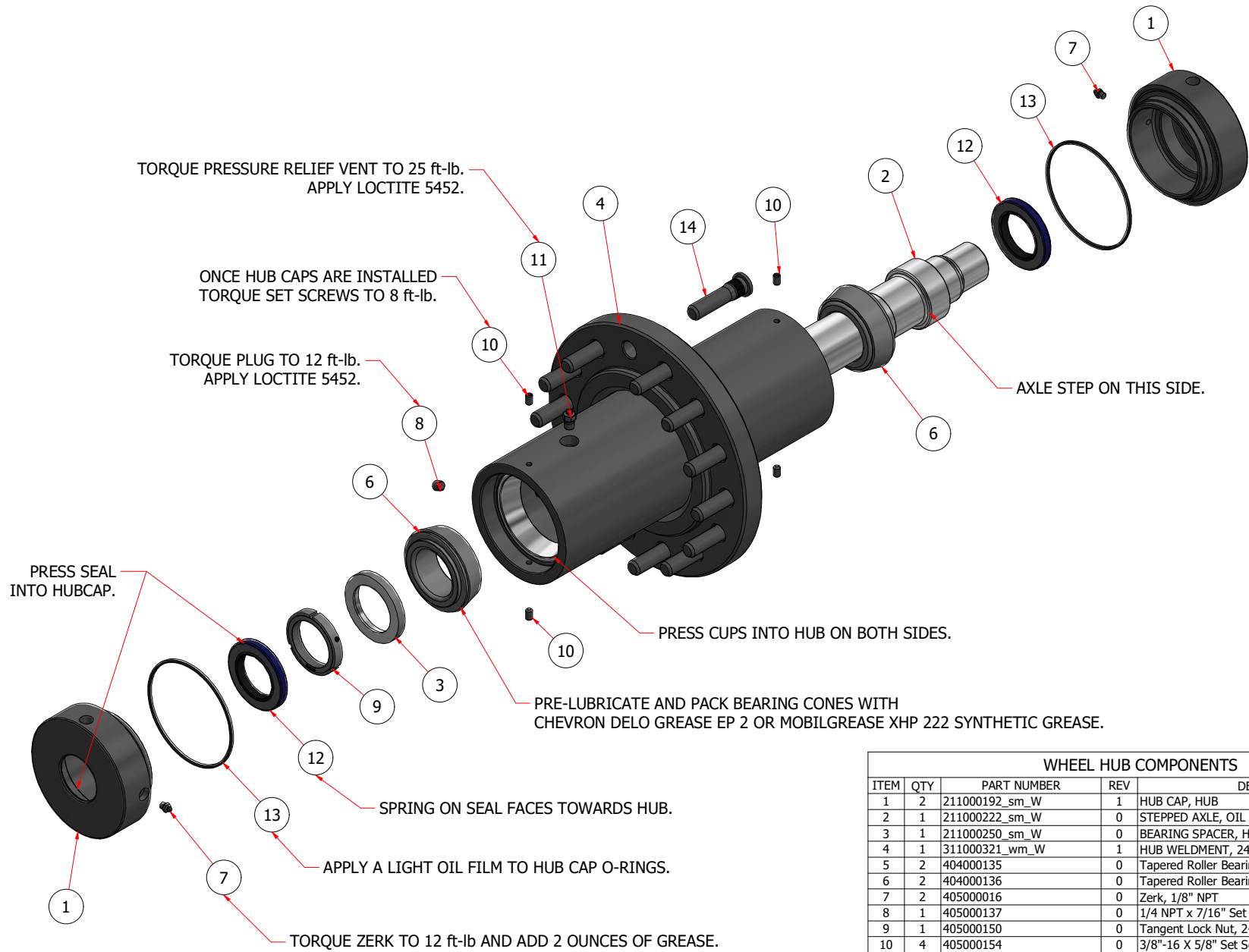
QTY	PART NUMBER	REV	DESCRIPTION	QTY	PART NUMBER	REV	DESCRIPTION
1	417000050	0	Tire	1	417000052	0	Tire
1	418000085	0	Rim	1	418000092	0	Rim

WHEEL ASSEMBLY COMPONENTS					
ITEM	QTY	2411/2811	3013/3413	REV	DESCRIPTION
1	1	406000040	406000042	2	OIL BATH HUB ASSEMBLY
2	1	417000050	417000052	0	Tire
3	1	418000085	418000092	0	Rim
4	14	NUT8F_M22_1.5_FLG	NUT8F_M22_1.5_FLG	0	Flange Nut M22 Gr 8 TP 1.5

# SECTION 1.12

## STRUCTURAL

### 2101 2411/2811 WHEEL HUB



WHEEL HUB COMPONENTS

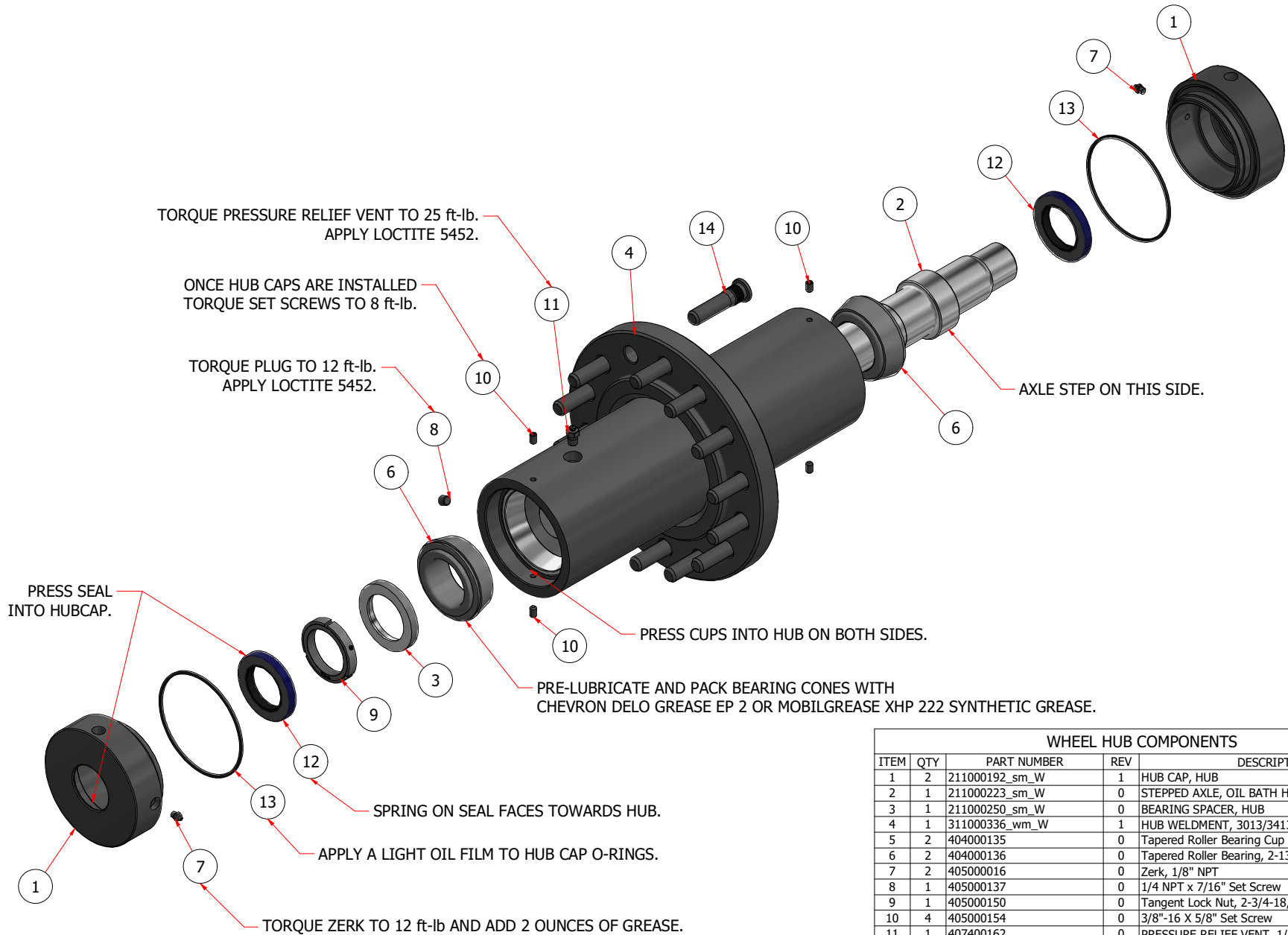
ITEM	QTY	PART NUMBER	REV	DESCRIPTION
1	2	211000192_sm_W	1	HUB CAP, HUB
2	1	211000222_sm_W	0	STEPPED AXLE, OIL BATH HUB, 2411/2811
3	1	211000250_sm_W	0	BEARING SPACER, HUB
4	1	311000321_wm_W	1	HUB WELDMENT, 2411/2811
5	2	404000135	0	Tapered Roller Bearing Cup 5-3/8" OD x 1-1/4"
6	2	404000136	0	Tapered Roller Bearing, 2-13/16" ID x 1-3/4"
7	2	405000016	0	Zerk, 1/8" NPT
8	1	405000137	0	1/4 NPT x 7/16" Set Screw
9	1	405000150	0	Tangent Lock Nut, 2-3/4-18, 3-5/8 OD, 0.573 WD
10	4	405000154	0	3/8"-16 X 5/8" Set Screw
11	1	407400162	0	PRESSURE RELIEF VENT, 1/4" PTF, 15 PSI
12	2	422000106	0	GREASE SEAL, ID 2.625", OD 4.003", W 0.375"
13	2	422000152	0	Square O-Ring 6" x 6-1/4" x 1/8"
14	14	BLT10.9_M22x94_1.5_STUD	0	M22 x 94 mm Gr 10.9 TP 1.5 Wheel Stud



# SECTION 1.12

## STRUCTURAL

### 2101 3013/3413 WHEEL HUB



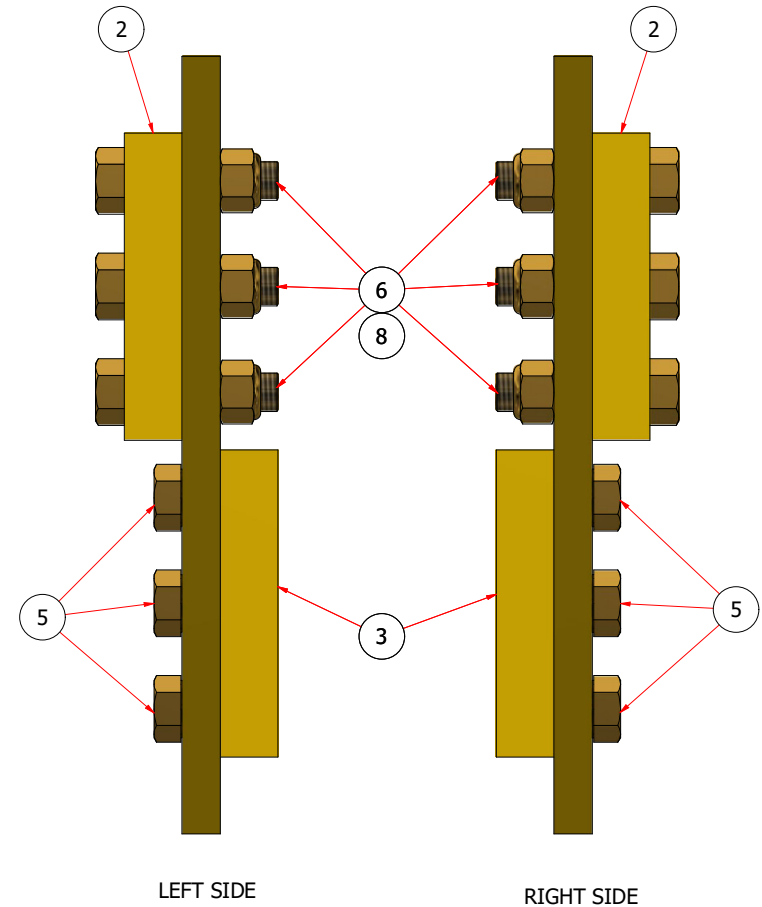
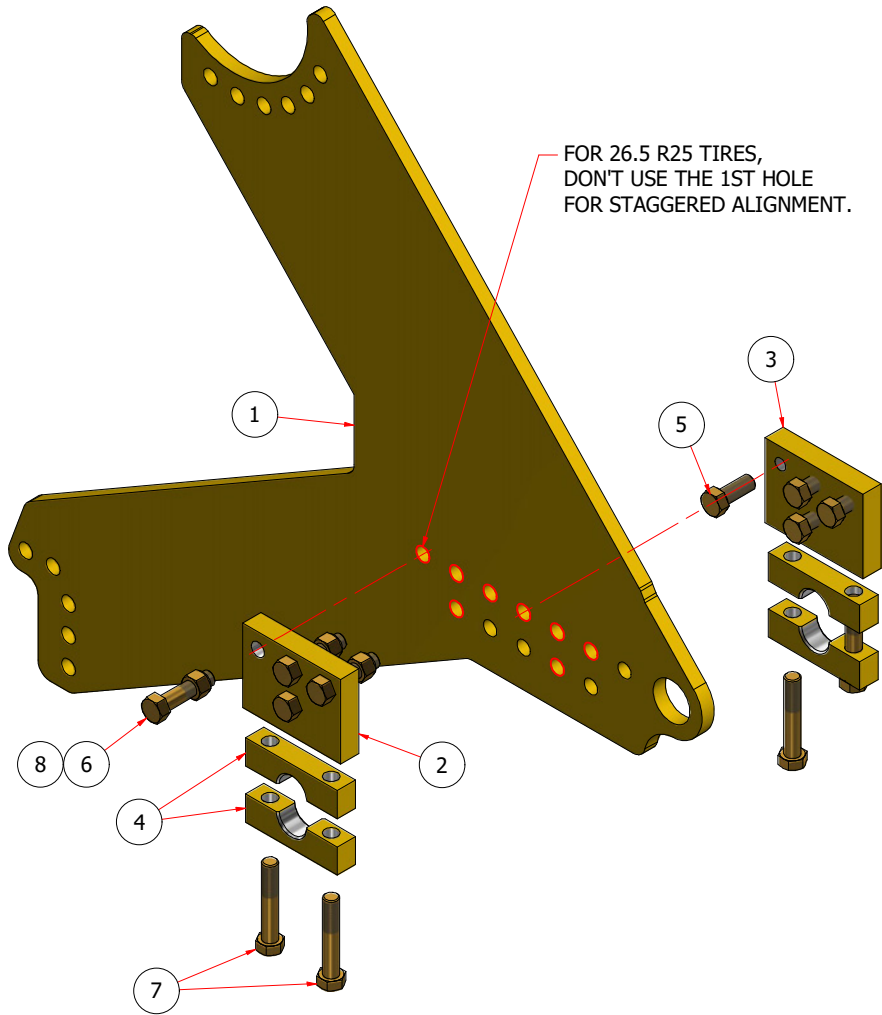
WHEEL HUB COMPONENTS

ITEM	QTY	PART NUMBER	REV	DESCRIPTION
1	2	211000192_sm_W	1	HUB CAP, HUB
2	1	211000223_sm_W	0	STEPPED AXLE, OIL BATH HUB, 3013/3413
3	1	211000250_sm_W	0	BEARING SPACER, HUB
4	1	311000336_wm_W	1	HUB WELDMENT, 3013/3413
5	2	404000135	0	Tapered Roller Bearing Cup 5-3/8" OD x 1-1/4"
6	2	404000136	0	Tapered Roller Bearing, 2-13/16" ID x 1-3/4"
7	2	405000016	0	Zerk, 1/8" NPT
8	1	405000137	0	1/4 NPT x 7/16" Set Screw
9	1	405000150	0	Tangent Lock Nut, 2-3/4-18, 3-5/8 OD, 0.573 WD
10	4	405000154	0	3/8"-16 X 5/8" Set Screw
11	1	407400162	0	PRESSURE RELIEF VENT, 1/4" PTF, 15 PSI
12	2	422000106	0	GREASE SEAL, ID 2.625", OD 4.003", W 0.375"
13	2	422000152	0	Square O-Ring 6" x 6-1/4" x 1/8"
14	14	BLT10.9_M22x94_1.5_STUD	0	M22 x 94 mm Gr 10.9 TP 1.5 Wheel Stud

# SECTION 1.13

## STRUCTURAL

2101 2411/2811 WHEEL TRUSS  
(311000314\_A\_W)



(TOP VIEW FROM REAR)

THIS DIAGRAM REFERENCES THE STANDARD STAGGERED WHEEL ALIGNMENT.

IF YOU CHOOSE TO SET THE WHEELS IN-LINE THEN USE THE LONGER BOLTS TO INSTALL THEM THROUGH BOTH AXLE BLOCKS.

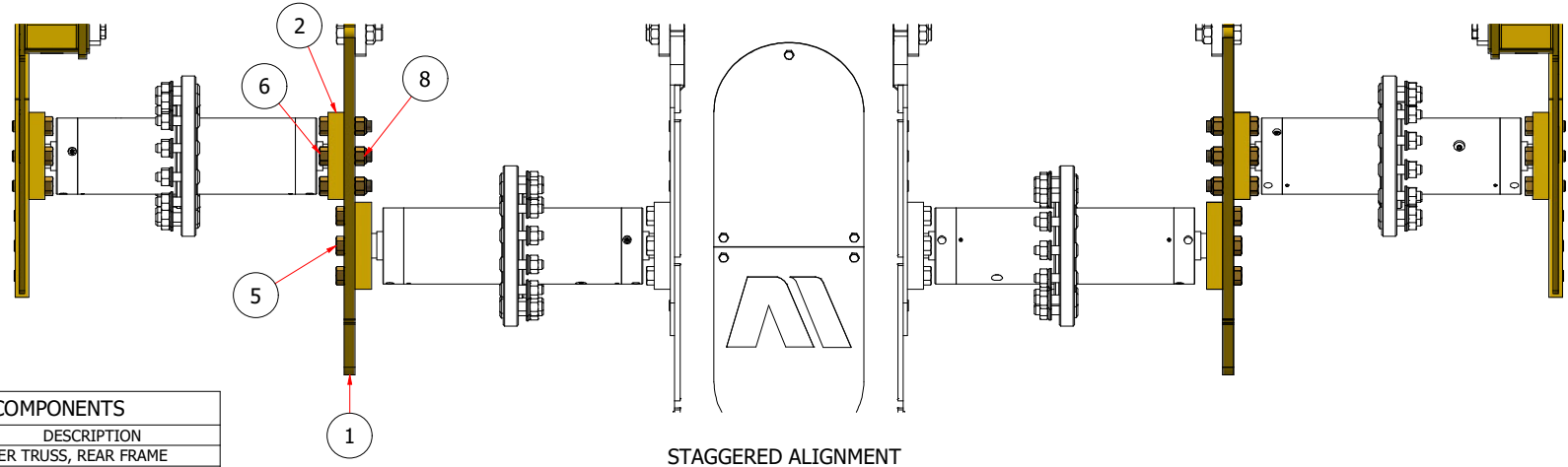
STORE THE EXCESS FASTENERS ON THE VACANT HOLES OF THE TRUSS, OR SOMEWHERE SAFE IN CASE YOU NEED TO SWITCH TO A DIFFERENT ORIENTATION.

WHEEL TRUSS COMPONENTS				
ITEM	QTY	PART NUMBER	REV	DESCRIPTION
1	1	111000648_c_T-CY	0	OUTER TRUSS, REAR FRAME
2	1	211000172_sm_W-CY	0	THROUGH AXLE BLOCK
3	1	211000173_sm_W-CY	0	TAPPED AXLE BLOCK
4	4	211000174_sm_W-CY	0	AXLE BLOCK
5	4	BLT8C_1x2_1-2	0	Bolt Gr. 8 UNC 1" x 2-1/2"
6	4	BLT8C_1x4	0	Bolt Gr. 8 UNC 1" x 4"
7	4	BLT8C_1x5_1-2	0	Bolt Gr. 8 UNC 1" x 5-1/2"
8	4	NUT8C_1_NYL	0	Nut Gr. 8 UNC 1" Nylon Lock

# SECTION 1.13

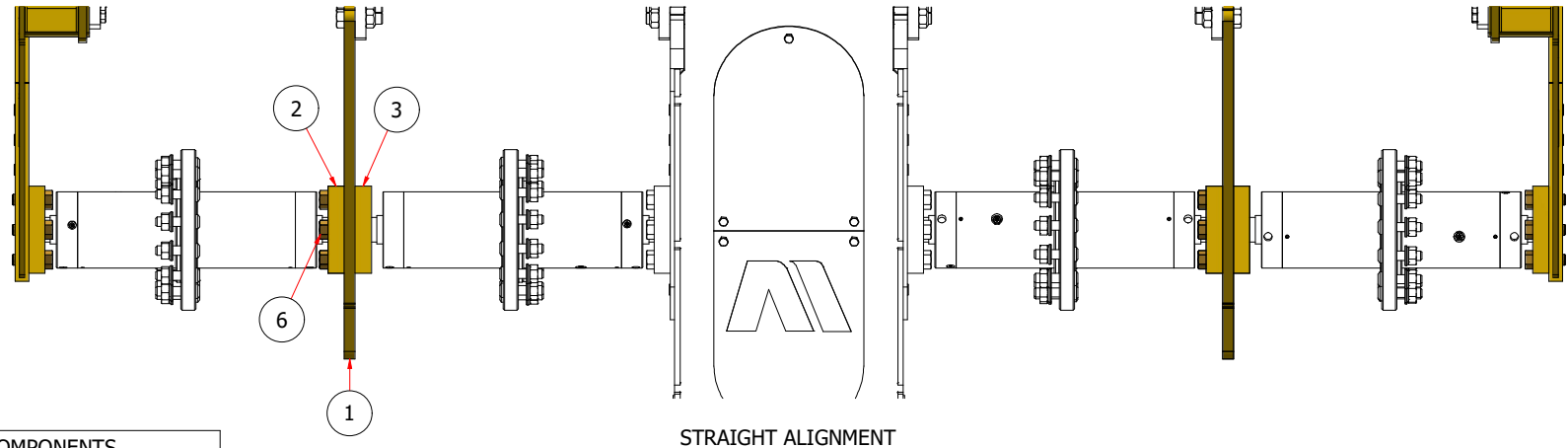
## STRUCTURAL

2101 2411/2811 WHEEL ALIGNMENT  
(NOTE DIRECTION OF HUBS AND BLOCKS)



STAGGERED ALIGNMENT COMPONENTS

ITEM	QTY	PART NUMBER	REV	DESCRIPTION
1	0	111000648_c_T-CY	0	OUTER TRUSS, REAR FRAME
2	0	211000172_sm_W-CY	0	THROUGH AXLE BLOCK
3	0	211000173_sm_W-CY	0	TAPPED AXLE BLOCK
4	0	211000174_sm_W-CY	0	AXLE BLOCK
5	0	BLT8C_1x2_1-2	0	Bolt Gr. 8 UNC 1" x 2-1/2"
6	0	BLT8C_1x4	0	Bolt Gr. 8 UNC 1" x 4"
7	0	BLT8C_1x5_1-2	0	Bolt Gr. 8 UNC 1" x 5-1/2"
8	0	NUT8C_1_NYL	0	Nut Gr. 8 UNC 1" Nylon Lock



STRAIGHT ALIGNMENT COMPONENTS

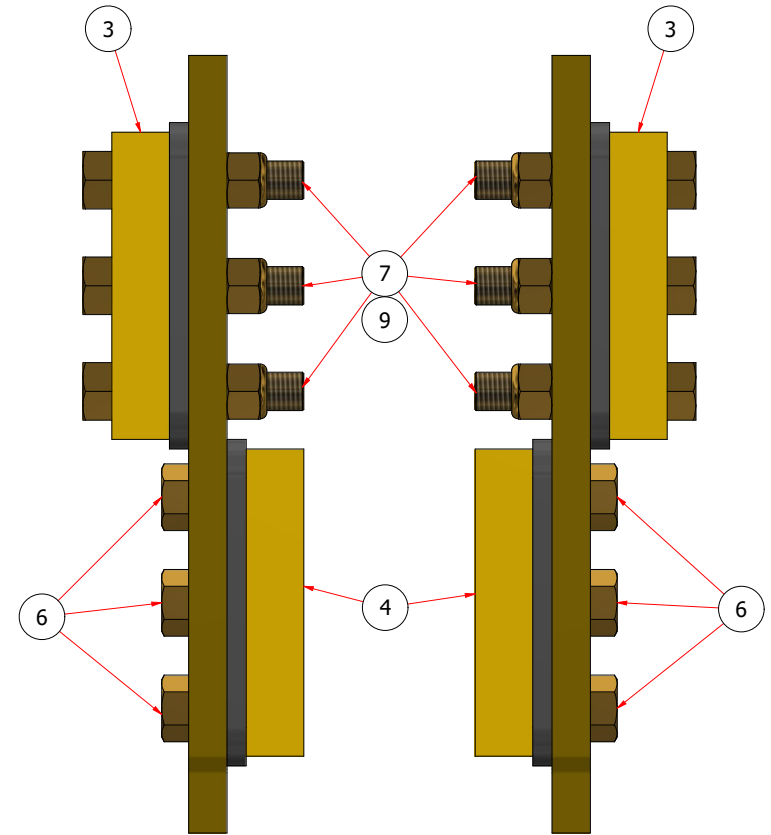
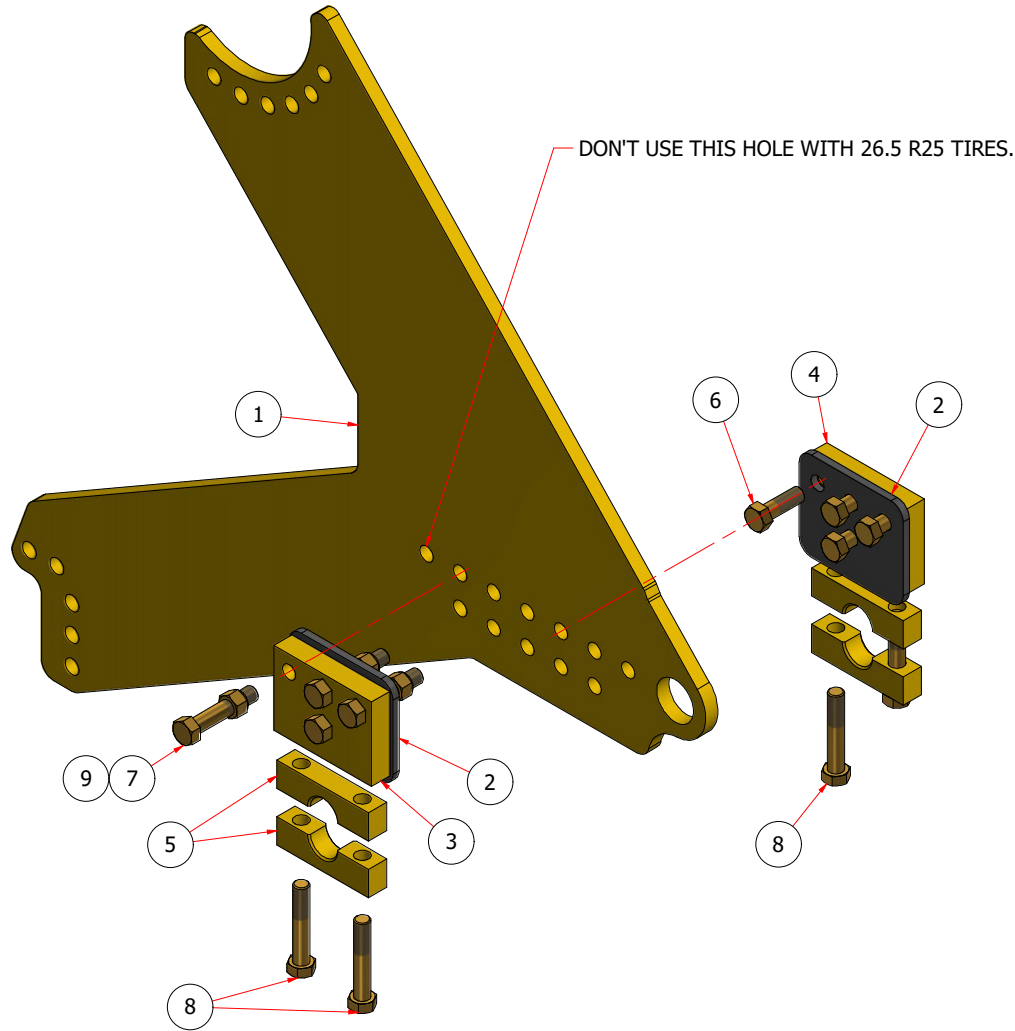
ITEM	QTY	PART NUMBER	REV	DESCRIPTION
1	0	111000648_c_T-CY	0	OUTER TRUSS, REAR FRAME
2	0	211000172_sm_W-CY	0	THROUGH AXLE BLOCK
3	0	211000173_sm_W-CY	0	TAPPED AXLE BLOCK
4	0	211000174_sm_W-CY	0	AXLE BLOCK
6	0	BLT8C_1x4	0	Bolt Gr. 8 UNC 1" x 4"
7	0	BLT8C_1x5_1-2	0	Bolt Gr. 8 UNC 1" x 5-1/2"

\*PART LISTS ONLY SHOWS WHEEL TRUSS COMPONENTS\*

# SECTION 1.13

## STRUCTURAL

2101 3013/3413 WHEEL TRUSS  
(311000384\_A\_W)



LEFT SIDE

RIGHT SIDE

THIS DIAGRAM REFERENCES THE STANDARD STAGGERED WHEEL ALIGNMENT.

IF YOU CHOOSE TO SET THE WHEELS IN-LINE THEN USE THE LONGER BOLTS TO INSTALL THEM THROUGH BOTH AXLE BLOCKS.

STORE THE EXCESS FASTENERS ON THE VACANT HOLES OF THE TRUSS, OR SOMEWHERE SAFE IN CASE YOU NEED TO SWITCH TO A DIFFERENT ORIENTATION.

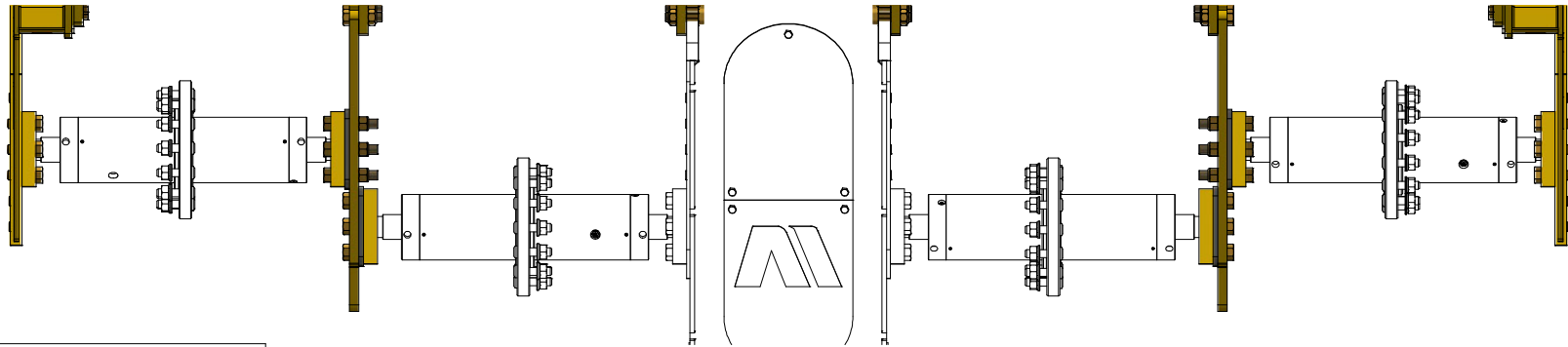
WHEEL TRUSS COMPONENTS

ITEM	QTY	PART NUMBER	REV	DESCRIPTION
1	1	111000648_c_T-CY	0	OUTER TRUSS, REAR FRAME
2	2	111000979_c_W-CG	0	OUTER TRUSS SPACER PLATE
3	1	211000172_sm_W-CY	0	THROUGH AXLE BLOCK
4	1	211000173_sm_W-CY	0	TAPPED AXLE BLOCK
5	4	211000174_sm_W-CY	0	AXLE BLOCK
6	4	BLT8C_1x3	0	Bolt Gr. 8 UNC 1" x 3"
7	4	BLT8C_1x5	0	Bolt Gr. 8 UNC 1" x 5"
8	4	BLT8C_1x5_1-2	0	Bolt Gr. 8 UNC 1" x 5-1/2"
9	4	NUT8C_1_NYL	0	Nut Gr. 8 UNC 1" Nylon Lock

# SECTION 1.13

## STRUCTURAL

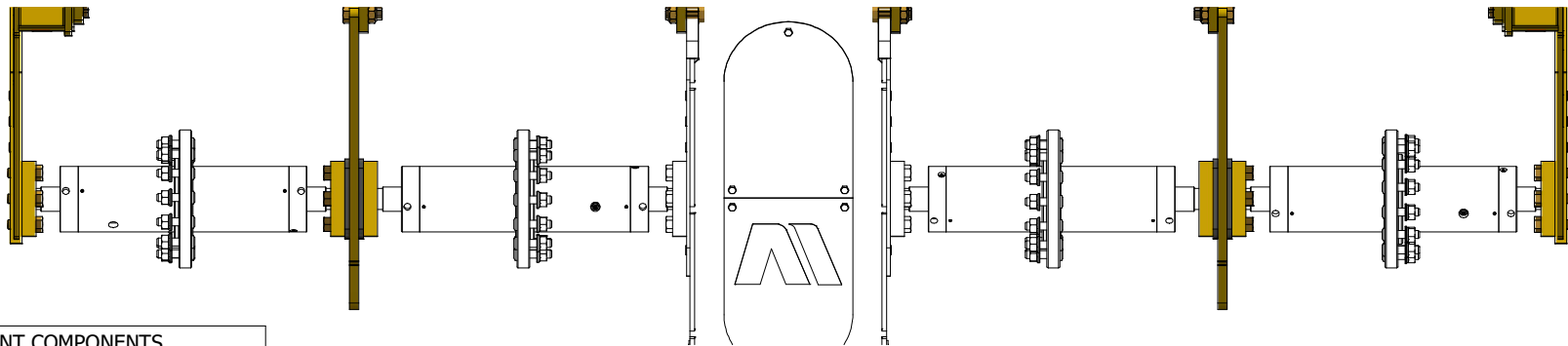
2101 3013/3413 WHEEL ALIGNMENT  
(NOTE DIRECTION OF HUBS AND BLOCKS)



STAGGERED ALIGNMENT

### STAGGERED ALIGNMENT COMPONENTS

ITEM	QTY	PART NUMBER	REV	DESCRIPTION
1	0	111000648_c_T-CY	0	OUTER TRUSS, REAR FRAME
2	0	111000979_c_W-CG	0	OUTER TRUSS SPACER PLATE
3	0	211000172_sm_W-CY	0	THROUGH AXLE BLOCK
4	0	211000173_sm_W-CY	0	TAPPED AXLE BLOCK
5	0	211000174_sm_W-CY	0	AXLE BLOCK
6	0	BLT8C_1x3	0	Bolt Gr. 8 UNC 1" x 3"
7	0	BLT8C_1x5	0	Bolt Gr. 8 UNC 1" x 5"
8	0	BLT8C_1x5_1-2	0	Bolt Gr. 8 UNC 1" x 5-1/2"
9	0	NUT8C_1_NYL	0	Nut Gr. 8 UNC 1" Nylon Lock



STRAIGHT ALIGNMENT

### STRAIGHT ALIGNMENT COMPONENTS

ITEM	QTY	PART NUMBER	REV	DESCRIPTION
1	2	111000648_c_T-CY	0	OUTER TRUSS, REAR FRAME
2	4	111000979_c_W-CG	0	OUTER TRUSS SPACER PLATE
3	2	211000172_sm_W-CY	0	THROUGH AXLE BLOCK
4	2	211000173_sm_W-CY	0	TAPPED AXLE BLOCK
5	8	211000174_sm_W-CY	0	AXLE BLOCK
6	8	BLT8C_1x3	0	Bolt Gr. 8 UNC 1" x 3"
7	8	BLT8C_1x5	0	Bolt Gr. 8 UNC 1" x 5"
8	8	BLT8C_1x5_1-2	0	Bolt Gr. 8 UNC 1" x 5-1/2"
9	8	NUT8C_1_NYL	0	Nut Gr. 8 UNC 1" Nylon Lock

\*PART LISTS ONLY SHOWS WHEEL TRUSS COMPONENTS\*



## SECTION 2.00

# HYDRAULICS

## HYDRAULIC FITTINGS TORQUE SPECIFICATIONS

### JIC Flare Torque Values (Lubricated)

SAE No.	Tube Size O.D.	Nut Size Across Flats	Torque Value N.m	Torque Value lb.-ft.	F.F.F.T Flats
-04	1/4"	9/16"	15-16	11-12	2
-06	3/8"	11/16"	24-27	18-20	1 1/2
-08	1/2"	7/8"	41-53	36-39	1 1/2
-12	3/4"	1-1/4"	107-119	79-88	1 1/4
-16	1"	1-1/2"	146-153	108-113	1
-20	1 1/4"	1-7/8"	172-180	127-133	1
-24	1 1/2"	2-1/8"	214-226	158-167	1

### O-Ring Boss Torque Values (Lubricated)

SAE No.	Tube Size O.D.	Nut Size Across Flats	Torque Value N.m	Torque Value lb.-ft.	F.F.F.T Flats
-04	1/4"	9/16"	18-20	13-15	1
-06	3/8"	11/16"	27-34	22-25	1
-08	1/2"	7/8"	54-58	40-43	1
-12	3/4"	1-1/4"	92-102	68-75	1
-16	1"	1-1/2"	152-169	112-123	3/4
-20	1 1/4"	1-7/8"	198-226	146-200	3/4
-24	1 1/2"	2-1/8"	209-291	154-215	1/2

### O-Ring Face Seal Torque Values (Lubricated)

SAE No.	Tube Size O.D.	Nut Size Across Flats	Torque Value N.m	Torque Value lb.-ft.	F.F.F.T Flats
-04	1/4"	9/16"	14-16	10-12	1
-06	3/8"	11/16"	24-27	18-20	1
-08	1/2"	7/8"	43-47	32-35	1
-12	3/4"	1-1/4"	88-95	65-70	1
-16	1"	1-1/2"	125-136	92-100	3/4
-20	1 1/4"	1-7/8"	170-190	125-140	3/4
-24	1 1/2"	2-1/8"	203-224	150-165	3/4

### Pipe Thread Torque Values

SAE No.	Tube Size O.D.	Nut Size Across Flats	Torque Value N.m	Torque Value lb.-ft.	F.F.F.T Flats
-04	1/4"	9/16"	34	25	3/4-1 3/4
-06	3/8"	11/16"	54	40	3/4-1 3/4
-08	1/2"	7/8"	73	54	1/2-1 1/2
-12	3/4"	1-1/4"	106	78	1/2-1 1/2
-16	1"	1-1/2"	152	112	1/2-1 1/2
-20	1 1/4"	1-7/8"	209	154	1/2-1 1/2
-24	1 1/2"	2-1/8"	286	211	1/2-1 1/2

#### Flats From Finger Tight (F.F.F.T)

is a **Turn Method** that counts the number of hex flats past the finger tightened position.

#### Assembly Steps With a Visual Check

- 1) With the tube flared, make sure the tubing and threads are clean.
- 2) Lubricate the threads with 10W hydraulic oil.
- 3) Hand tighten the nut/sleeve (approx. 30 lb-in.).
- 4) Make alignment marks on the nut and fitting.
- 5) Proceed to tighten to F.F.F.T. or lb-ft. values.
- 6) When fully tightened make a 2nd set of alignment marks at the fully tightened position.

#### O-Ring Boss Assembly

- 1) **Inspect the components** and make sure the port, O-ring, sealing surfaces, and threads are clean, and free of damage.
- 2) **Install an O-ring** if needed. Take special care not to cut it on the threads. We install our O-rings with special mandrels, or cones.
- 3) **Lubricate** the threads and O-ring with 10W hydraulic oil.
- 4) For an adjustable ORB, completely **back off the locknut/washer**.
- 5) **Hand tighten** the fitting until it contacts the port surface.
- 6) Proceed to **tighten** the proper specified **torque value**.

#### As the Temperature Rises...

- + 212F = Water boils off.
- + 600F = Flux starts to bubble.
- + 800F = Flux becomes translucent.
- + 1100F = Flux melts and becomes clear and active, looks like water.
- + 1125F = Silver braze ring melts.
- + 1140F = Silver flows evenly throughout the joint allowing the braze sleeve to drop and be fully seated.  
At this point the metal will take on a dark reddish look.

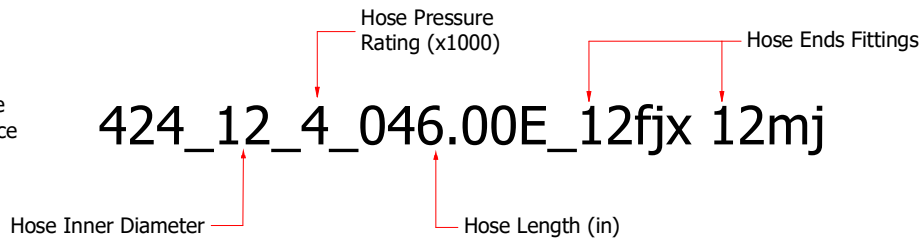
# SECTION 2.00

## HYDRAULICS

### HYDRAULICS CODING BREAKDOWN

- mj - Male JIC
- fj - Female JIC
- mp - Male Pipe
- fp - Female Pipe
- mb - Make ORB
- fb - Female ORB
- x - Swivel
- mf - Male Flat Face
- ff - Female Flat Face

- 6 - 3/8"
- 8 - 1/2"
- 12 - 3/4"
- 16 - 1"

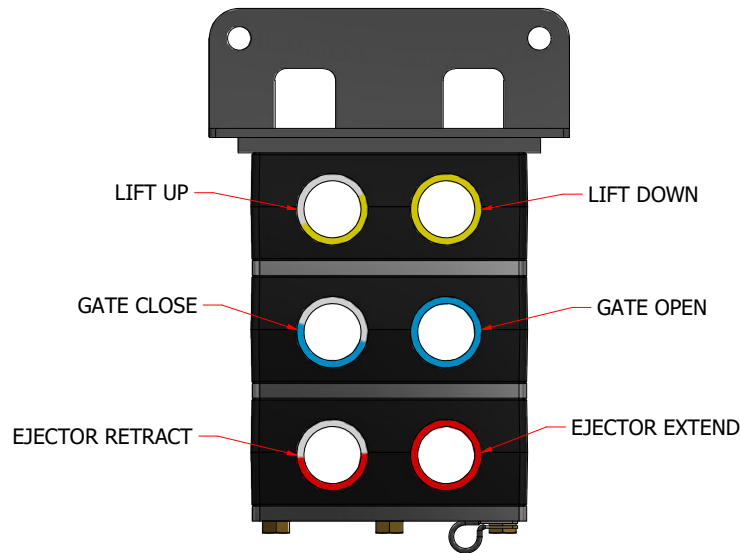


### FACTORY RECOMMENDED CONTROL SET UP

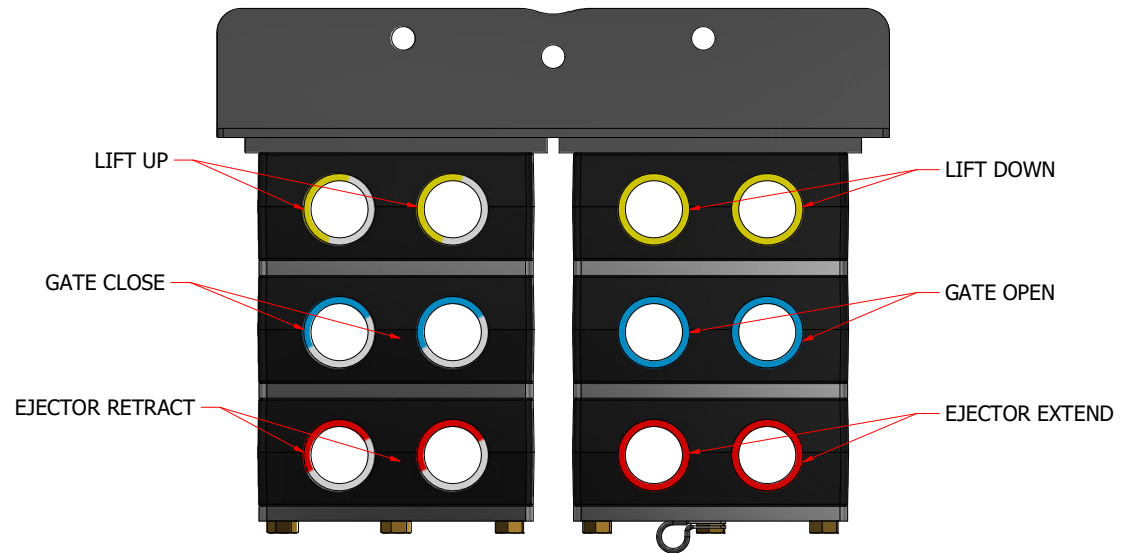
#### SOLID COLOR HOSES

LEAD LIFT DOWN	SINGLE /REAR LIFT DOWN	GATE OPEN	EJECTOR EXTEND
REMOTE 1 GREEN	REMOTE 2 YELLOW	REMOTE 3 BLUE	REMOTE 4 RED
LEAD LIFT UP	SINGLE /REAR LIFT UP	GATE CLOSE	EJECTOR RETRACT

#### DOTTED COLOR HOSES



**SS**  
(VIEW FROM FRONT OF SCRAPER)

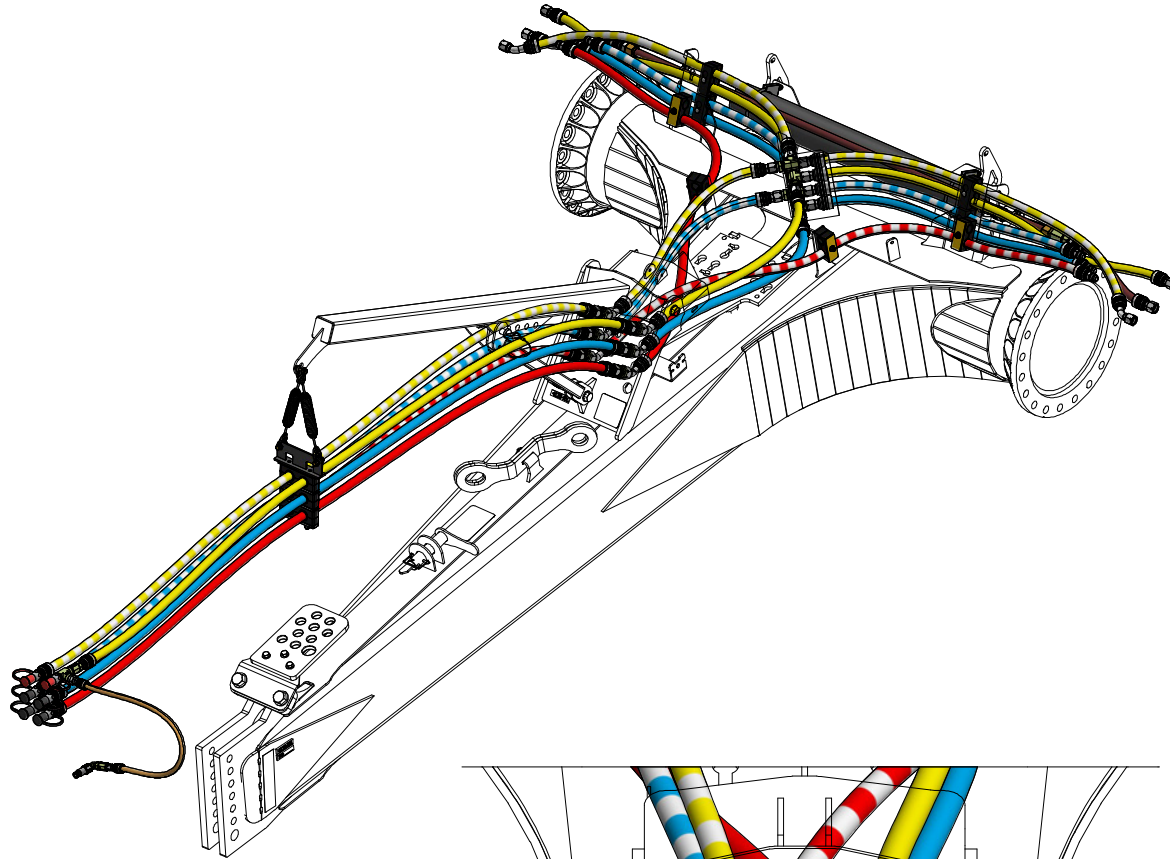


**SL**  
(VIEW FROM FRONT OF SCRAPER)

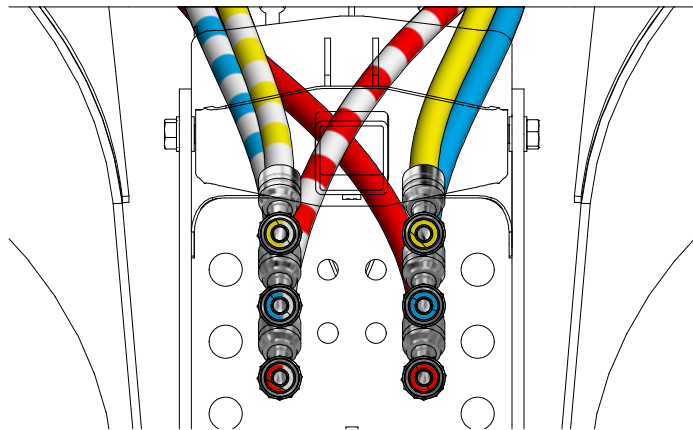
# SECTION 2.01

## HYDRAULICS

2101 2411-3413 HITCHPOLE  
(STANDARD SINGLE)



- REMOTE 1 LIFT UP
- REMOTE 1 LIFT DOWN
- REMOTE 2 GATE CLOSE
- REMOTE 2 GATE OPEN
- REMOTE 3 EJECTOR RETRACT
- REMOTE 3 EJECTOR EXTEND
- CUSHION RIDE



HOSE ALIGNMENT AT BULKHEAD

**ALL MODELS USE THE SAME PARTS LIST EXCEPT FOR THE SINGLE LIFT AND CUSHION RIDE LINES. REFERENCE TABLE FOR PROPER LENGTHS.**

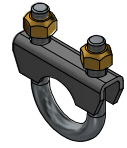

LIFT AND CUSHION RIDE HYDRAULICS			
ITEM	2411/3013		3013/3413
33	424_12_4_017.25E_16mj	12fjx	424_12_4_029.25E_12fjx 16mj
38	424_12_4_056.50E_12fjx	12fjx	424_12_4_068.50E_12fjx 12fjx
39	424_12_4_058.50E_12fjx	12fjx45	424_12_4_070.50E_12fjx 12fjx45

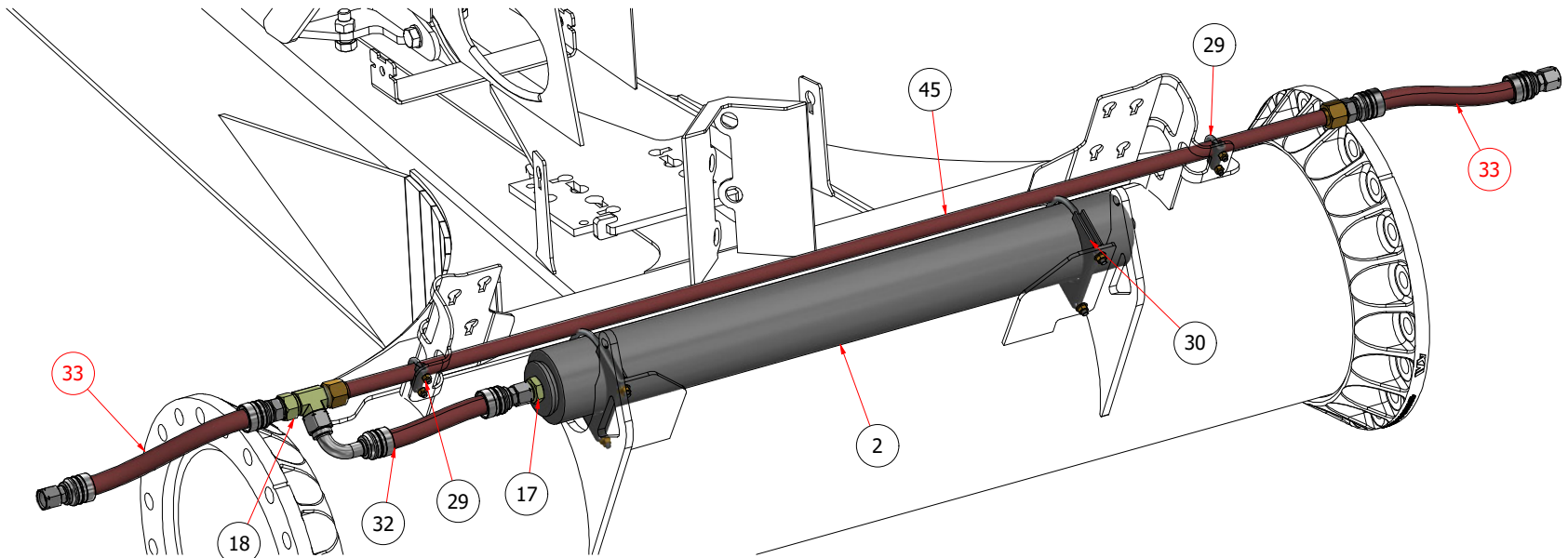
HITCHPOLE HYDRAULIC COMPONENTS				
ITEM	QTY	PART NUMBER	REV	DESCRIPTION
1	1	301004125_w_H-CG	0	Hose Hanger, Clamp Holder
2	1	402000004	0	Accumulator 2.5 Gallon [4000 PSI]
3	3	405000051	0	Light Blue Zip Tie
4	3	405000053	0	Yellow Zip Tie
5	3	405000068	0	Red Zip Tie
6	3	405100075	0	Shackle 5/16" with Bolt & Nut
7	2	405400007	1	Short Swivel Hook Spring
8	4	407000073	0	Dust Cap Male 1/2" Body Quick Connect - Black
9	2	407000074	0	Dust Cap Male 1/2" Body Quick Connect - Red
10	1	407100023	0	Adapter Plug 1/2" NPT Orifice drilled for Case Drain
11	1	407100024	0	Adapter Reducer Bushing MNPT-12 x FNPT-08
12	1	4071_06mj_06fjx_LS	0	Live Swivel MJIC-06 x FJIC-06
13	1	4071_08mb_06mj90	0	Elbow 90 deg MORB-08 x MJIC-06
14	4	4071_12mj_12mj_BH_12mj	0	BulkHead Tee MJIC-12 3 way
15	1	4071_12mp_12fp_12fp	0	Tee Run Female MNPT-12 x FNPT-12 x FNPT-12
16	1	4071_12mp_12fp_LS	0	Adapter MPipe-12 x FPipe-12 Swivel
17	1	4071_16mb_12mj	0	Adapter MORB-16 x MJIC-12
18	1	4071_16mj_16fjx_16mj	0	Tee MJIC-16 x FJIC-16 x MJIC-16
19	6	4071_16mj_16mj_BH	0	BulkHead MJIC-16 x MJIC-16
20	1	407300006	0	Tip FF 3/8" Body FORB-08
21	6	407300086	0	Male Tip -12 FNPT x 1/2" Body (ISO 5675)
22	1	407600201	0	P-Clip 1/2"
23	6	407600324	0	Rubber Insert 30mm
24	6	407600325	0	Plastic Clamp 38mm Double
25	1	407600327	0	Cover plate Type DPAD
26	6	407600334	0	Stacking Bolt AF 5S
27	2	407600347	0	Stacking Plate Double 5S
28	8	407610039 Kit	0	Clamp Assembly
29	2	407610106 Kit	0	Clamp Assembly
30	2	407610175	0	Clamp Assembly 5" Accumulator
31	1	424_06_4_039.00E_06fjx 08mp	0	Hose Assembly
32	1	424_12_4_013.50E_12fjx 16fjx90	0	Hose Assembly
34	2	424_12_4_038.50E_12fjx 16fjx45	0	Hose Assembly
35	2	424_12_4_040.00E_12fjx 16fjx45	0	Hose Assembly
36	2	424_12_4_044.00E_12mj 12fjx	0	Hose Assembly
37	2	424_12_4_045.50E_12mj 12fjx	0	Hose Assembly
40	2	424_12_4_078.50E_12mj 16fjx45	0	Hose Assembly
41	1	424_12_4_130.00E_12mp 16fjx	0	Hose Assembly
42	2	424_12_4_132.00E_12mp 16fjx	0	Hose Assembly
43	2	424_12_4_133.00E_12mp 16fjx	0	Hose Assembly
44	1	424_12_4_135.00E_12mp 16fjx	0	Hose Assembly
45	1	426000423	0	Tube Assembly
46	3	BLT8C_3-8x2_3-4	0	Bolt Gr. 8 UNC 3/8" x 2-3/4"

# SECTION 2.01

## HYDRAULICS

2101 2411-3413 HITCHPOLE, CUSHION RIDE  
(STANDARD SINGLE)

KITS	
	
<b>407610106</b>	
QTY	DESCRIPTION
2	Nut Gr. 8 UNC 5/16" Stover Lock
1	U Bolt Retainer for 1 inch line
1	U Bolt for 1 inch line
	
<b>407610175</b>	
QTY	DESCRIPTION
2	3/8" Flange Nut
1	U Bolt - Accumulator
1	U Bolt Retainer



**\*WHEN SERVICING CYLINDERS  
MAKE SURE TO RECHARGE ACCUMULATOR.**

2411/2811 = **1450** psi  
3013/3413 = **1650** psi

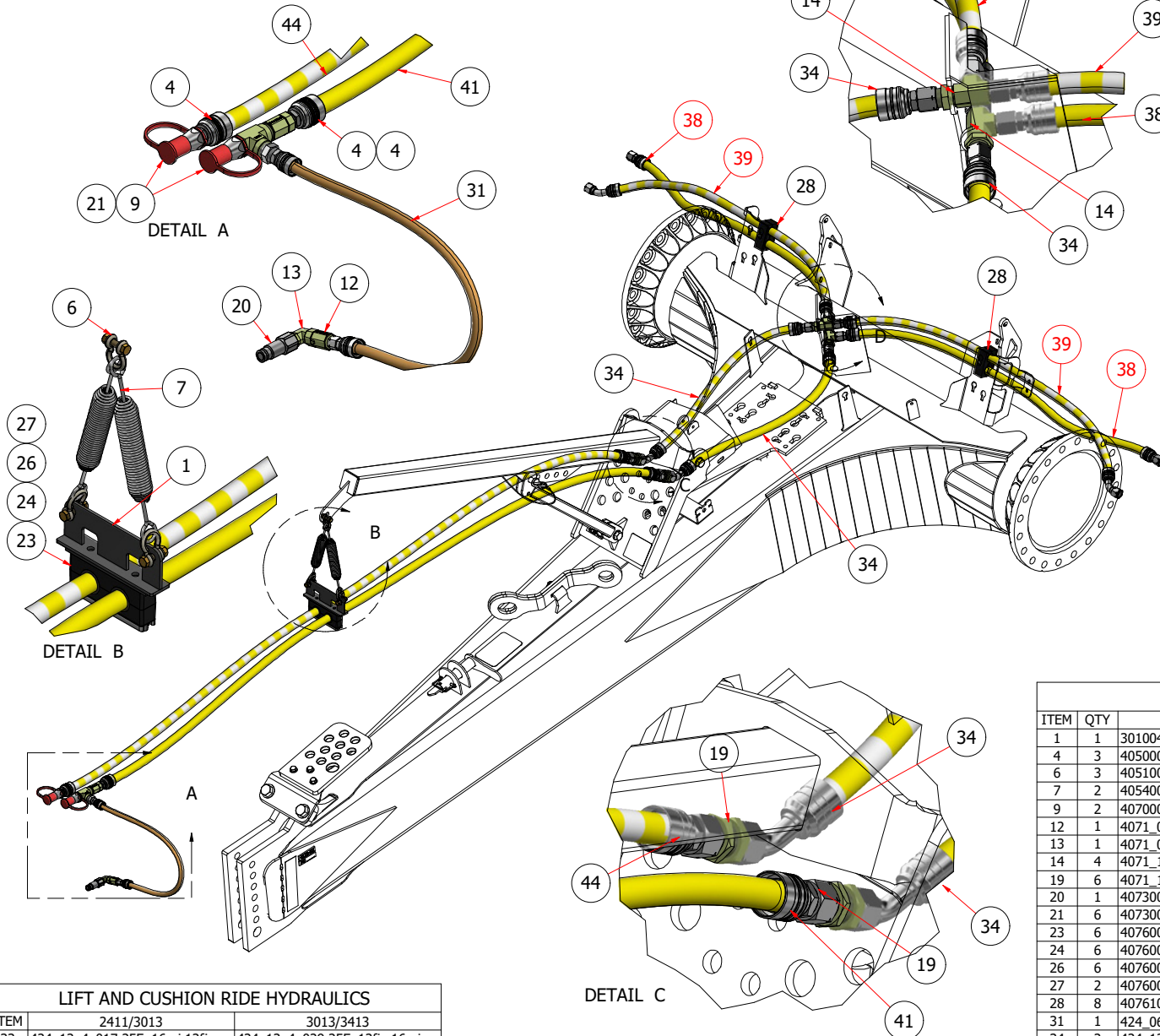
LIFT AND CUSHION RIDE HYDRAULICS		
ITEM	2411/3013	3013/3413
33	424_12_4_017.25E_16mj_12fjx	424_12_4_029.25E_12fjx_16mj
38	424_12_4_056.50E_12fjx_12fjx	424_12_4_068.50E_12fjx_12fjx
39	424_12_4_058.50E_12fjx_12fjx45	424_12_4_070.50E_12fjx_12fjx45

HITCHPOLE HYDRAULIC COMPONENTS				
ITEM	QTY	PART NUMBER	REV	DESCRIPTION
2	1	402000004	0	Accumulator 2.5 Gallon [4000 PSI]
17	1	4071_16mb_12mj	0	Adapter MORB-16 x MJIC-12
18	1	4071_16mj_16fjx_16mj	0	Tee MJIC-16 x FJICX-16 x MJIC-16
29	2	407610106 Kit	0	Clamp Assembly
30	2	407610175	0	Clamp Assembly 5" Accumulator
32	1	424_12_4_013.50E_12fjx_16fjx90	0	Hose Assembly
45	1	426000423	0	Tube Assembly

# SECTION 2.01

## HYDRAULICS

2101 2411-3413 HITCHPOLE, LIFT  
(STANDARD SINGLE)



LIFT AND CUSHION RIDE HYDRAULICS		
ITEM	2411/3013	3013/3413
33	424_12_4_017.25E_16mj_12fjx	424_12_4_029.25E_12fjx_16mj
38	424_12_4_056.50E_12fjx_12fjx	424_12_4_068.50E_12fjx_12fjx
39	424_12_4_058.50E_12fjx_12fjx45	424_12_4_070.50E_12fjx_12fjx45

KITS	
<b>311100018 Kit</b>	
QTY	DESCRIPTION
6	Plastic Clamp 38mm Double
1	Cover plate Type DPAD
6	Rubber Insert 30mm
1	P-Clip 1/2"
3	Bolt Gr. 8 UNC 3/8" x 2-3/4"
1	Hose Hanger, Clamp Holder
2	Stacking Plate Double 5S
6	Stacking Bolt AF 5S
2	Short Swivel Hook Spring
3	Shackle 5/16" with Bolt & Nut
<b>407610039</b>	
QTY	DESCRIPTION
1	Bolt Gr. 5 UNC 3/8" x 3" Carriage
2	Clamp twin .75" hyd. hose
1	Nut Gr. 8 UNC 3/8" Stover Lock
1	Plate 1.2" Twin Clamp
1	Washer Gr. 8 - 3/8" Structural
<b>405100075</b>	
QTY	DESCRIPTION
1	Shackle 5/16" with Pin & Nut
1	Bolt Gr. 8 UNC 3/8" x 1-1/2"
1	Nut Gr. 8 UNC 3/8" Stover Lock

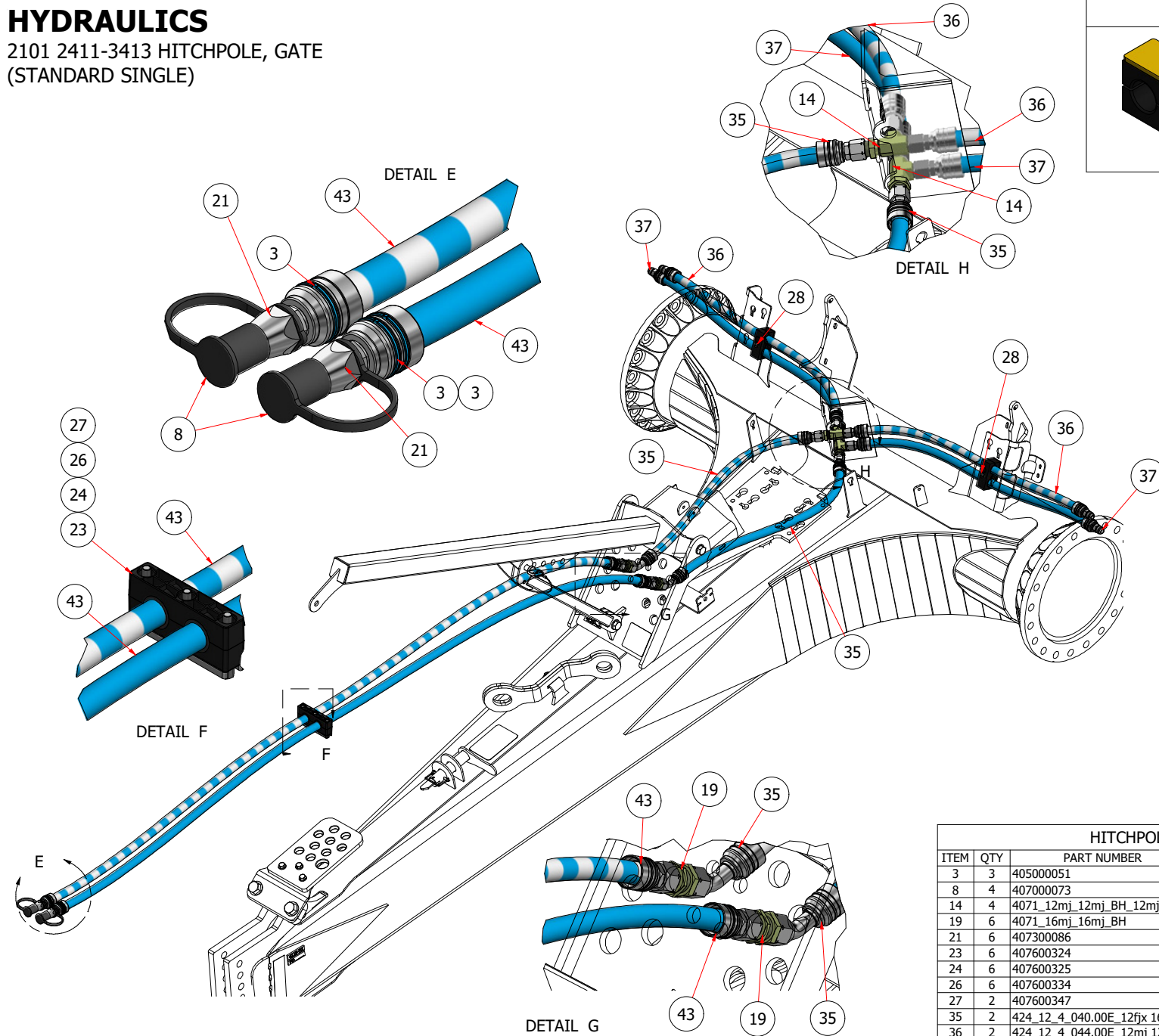
HITCHPOLE HYDRAULIC COMPONENTS				
ITEM	QTY	PART NUMBER	REV	DESCRIPTION
1	1	301004125_w_H-CG	0	Hose Hanger, Clamp Holder
4	3	405000053	0	Yellow Zip Tie
6	3	405100075	0	Shackle 5/16" with Bolt & Nut
7	2	405400007	1	Short Swivel Hook Spring
9	2	407000074	0	Dust Cap Male 1/2" Body Quick Connect - Red
12	1	4071_06mj_06fjx_LS	0	Live Swivel MJIC-06 x FJIC-06
13	1	4071_08mb_06mj90	0	Elbow 90 deg MORB-08 x MJIC-06
14	4	4071_12mj_12mj_BH_12mj	0	BulkHead Tee MJIC-12 3 way
19	6	4071_16mj_16mj_BH	0	BulkHead MJIC-16 x MJIC-16
20	1	407300006	0	Tip FF 3/8" Body FORB-08
21	6	407300086	0	Male Tip -12 FNPT x 1/2" Body (ISO 5675)
23	6	407600324	0	Rubber Insert 30mm
24	6	407600325	0	Plastic Clamp 38mm Double
26	6	407600334	0	Stacking Bolt AF 5S
27	2	407600347	0	Stacking Plate Double 5S
28	8	407610039 Kit	0	Clamp Assembly
31	1	424_06_4_039.00E_06fjx_08mp	0	Hose Assembly
34	2	424_12_4_038.50E_12fjx_16fjx45	0	Hose Assembly
41	1	424_12_4_130.00E_12mp_16fjx	0	Hose Assembly
44	1	424_12_4_135.00E_12mp_16fjx	0	Hose Assembly



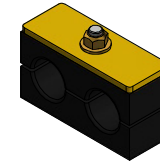
# SECTION 2.01

## HYDRAULICS

2101 2411-3413 HITCHPOLE, GATE  
(STANDARD SINGLE)



### KITS



407610039

QTY	DESCRIPTION
1	Bolt Gr. 5 UNC 3/8" x 3" Carriage
2	Clamp twin .75" hyd. hose
1	Nut Gr. 8 UNC 3/8" Stover Lock
1	Plate 1.2" Twin Clamp
1	Washer Gr. 8 - 3/8" Structural

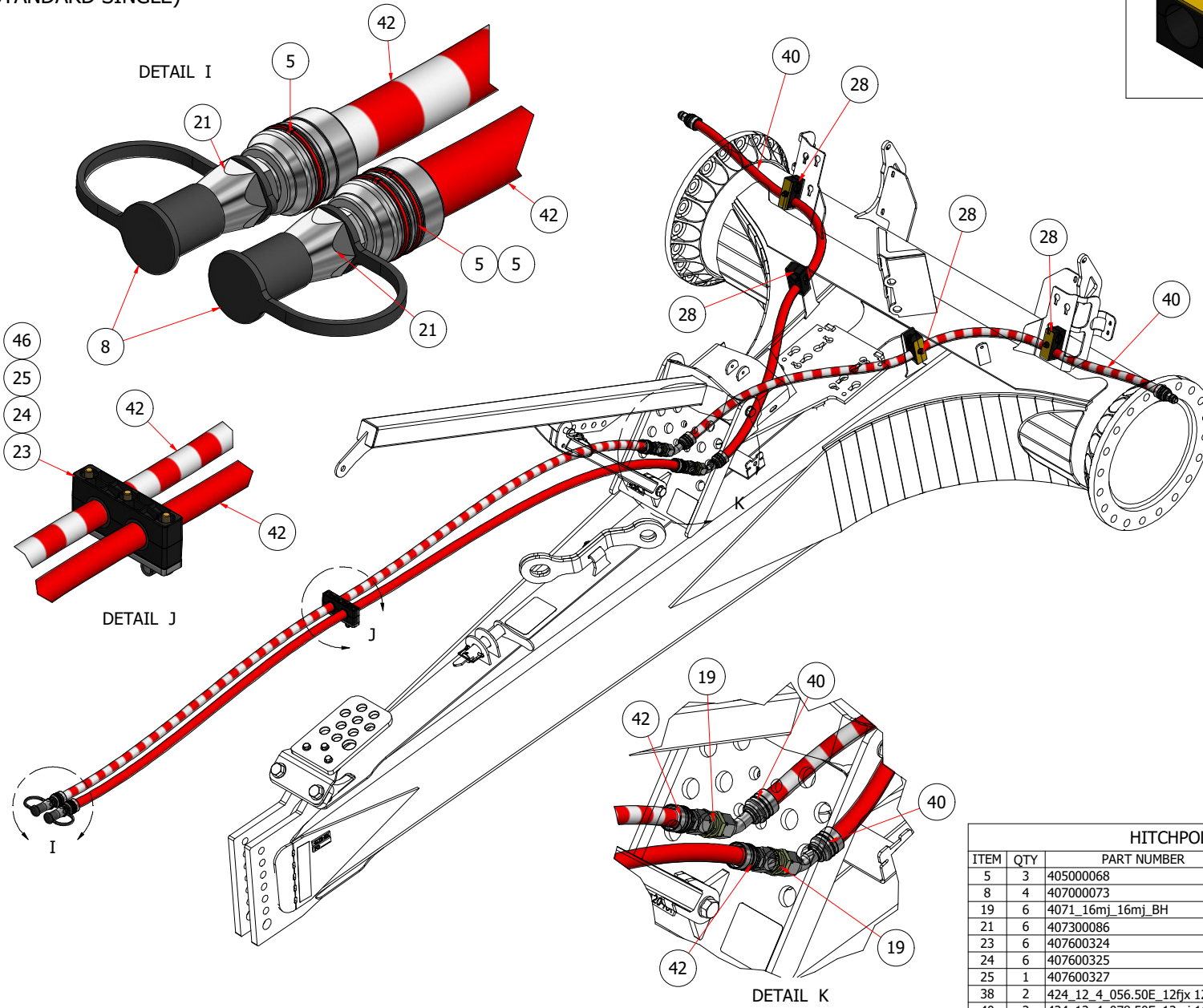
### HITCHPOLE HYDRAULIC COMPONENTS

ITEM	QTY	PART NUMBER	REV	DESCRIPTION
3	3	405000051	0	Light Blue Zip Tie
8	4	407000073	0	Dust Cap Male 1/2" Body Quick Connect - Black
14	4	4071_12mj_12mj_BH_12mj	0	BulkHead Tee MJIC-12 3 way
19	6	4071_16mj_16mj_BH	0	BulkHead MJIC-16 x MJIC-16
21	6	407300086	0	Male Tip -12 FNPT x 1/2" Body (ISO 5675)
23	6	407600324	0	Rubber Insert 30mm
24	6	407600325	0	Plastic Clamp 38mm Double
26	6	407600334	0	Stacking Bolt AF 5S
27	2	407600347	0	Stacking Plate Double 5S
35	2	424_12_4_040.00E_12fx16fx45	0	Hose Assembly
36	2	424_12_4_044.00E_12mj 12fx	0	Hose Assembly
37	2	424_12_4_045.50E_12mj 12fx	0	Hose Assembly
43	2	424_12_4_133.00E_12mp 16fx	0	Hose Assembly

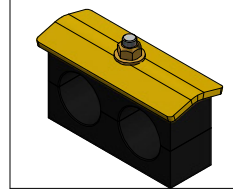
# SECTION 2.01

## HYDRAULICS

2101 2411-3413 HITCHPOLE, EJECTOR  
(STANDARD SINGLE)



### KITS



407610107	
QTY	DESCRIPTION
1	Bolt Gr. 5 UNC 3/8" x 3-1/2" Carriage
1	Clamp Plate
1	Nut Gr. 8 UNC 3/8" Stover Lock
2	Hyd Clamp
1	Washer Gr. 8 - 3/8" Structural

HITCHPOLE HYDRAULIC COMPONENTS				
ITEM	QTY	PART NUMBER	REV	DESCRIPTION
5	3	405000068	0	Red Zip Tie
8	4	407000073	0	Dust Cap Male 1/2" Body Quick Connect - Black
19	6	4071_16mj_16mj_BH	0	BulkHead MJIC-16 x MJIC-16
21	6	407300086	0	Male Tip -12 FNPT x 1/2" Body (ISO 5675)
23	6	407600324	0	Rubber Insert 30mm
24	6	407600325	0	Plastic Clamp 38mm Double
25	1	407600327	0	Cover plate Type DPAD
38	2	424_12_4_056.50E_12fjx 12fjx	0	Hose Assembly
40	2	424_12_4_078.50E_12mj 16fjx45	0	Hose Assembly
42	2	424_12_4_132.00E_12mp 16fjx	0	Hose Assembly
46	3	BLT8C_3-8x2_3-4	0	Bolt Gr. 8 UNC 3/8" x 2-3/4"

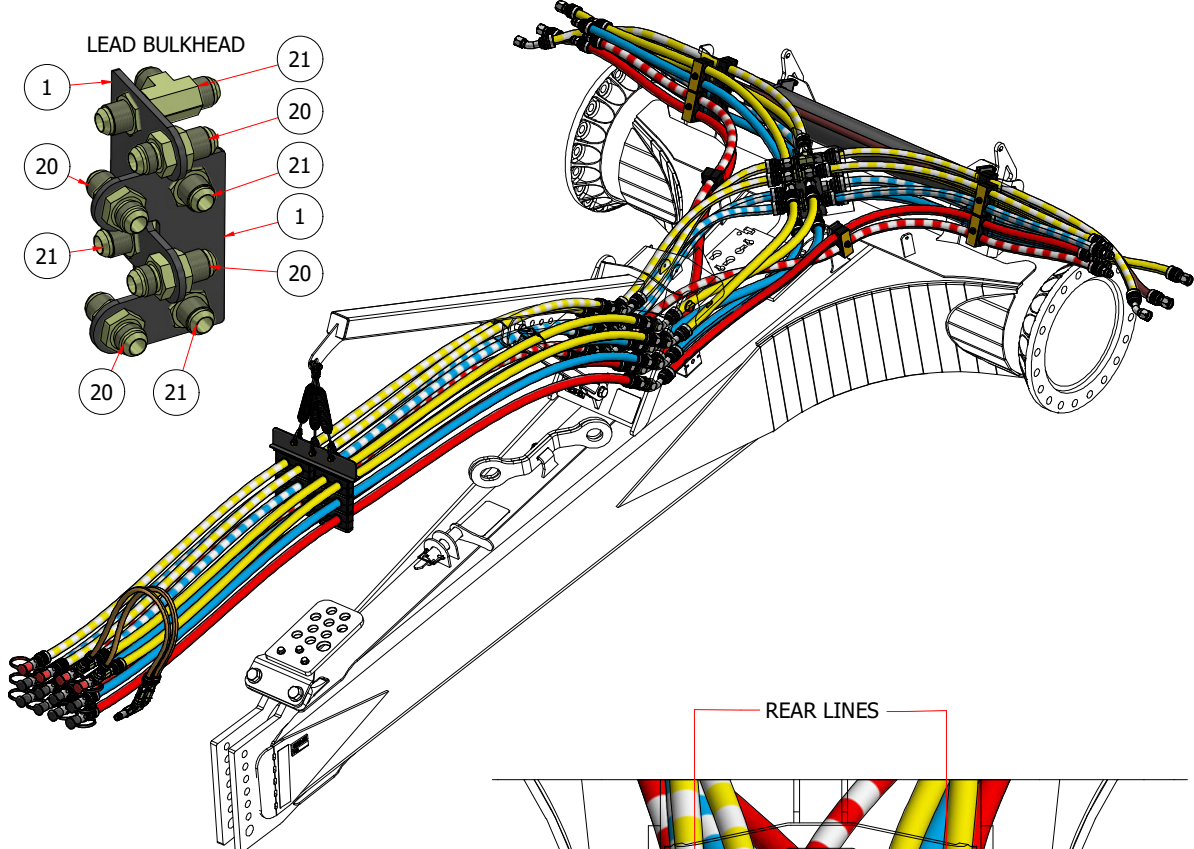
# SECTION 2.01

## HYDRAULICS

2101 2411-3413 HITCHPOLE  
(STANDARD LEAD)

**ALL MODELS USE THE SAME PARTS LIST EXCEPT FOR THE SINGLE LIFT AND CUSHION RIDE LINES. REFERENCE TABLE FOR PROPER LENGTHS.**

LIFT AND CUSHION RIDE HYDRAULICS		
ITEM	2411/3013	3013/3413
40	424_12_4_017.25E_16mj_12fjx	424_12_4_029.25E_12fjx_16mj
49	424_12_4_056.50E_12fjx_12fjx	424_12_4_068.50E_12fjx_12fjx
50	424_12_4_058.50E_12fjx_12fjx45	424_12_4_070.50E_12fjx_12fjx45



- REMOTE 1 LIFT UP
- REMOTE 1 LIFT DOWN
- REMOTE 2 GATE CLOSE
- REMOTE 2 GATE OPEN
- REMOTE 3 EJECTOR RETRACT
- REMOTE 3 EJECTOR EXTEND
- CUSHION RIDE

HOSE ALIGNMENT AT BULKHEAD

HITCHPOLE HYDRAULIC COMPONENTS				
ITEM	QTY	PART NUMBER	REV	DESCRIPTION
1	2	101010064_c_H-CG	0	Lead Hyd Addon Plate
2	1	301003266_w_H-CG	0	Hose Hanger, Clamp Holder
3	1	402000004	0	Accumulator 2.5 Gallon [4000 PSI]
4	6	405000051	0	Light Blue Zip Tie
5	6	405000052	0	Green Zip Tie
6	6	405000053	0	Yellow Zip Tie
7	6	405000068	0	Red Zip Tie
8	2	405000146	0	Brown Zip Tie
9	6	405000147	0	White Zip Tie
10	4	405100075	0	Shackle 5/16" with Bolt & Nut
11	3	405400007	1	Short Swivel Hook Spring
12	8	407000073	0	Dust Cap Male 1/2" Body Quick Connect - Black
13	4	407000074	0	Dust Cap Male 1/2" Body Quick Connect - Red
14	2	407100023	0	Adapter Plug 1/2" NPT Orifice drilled for Case Drain
15	2	407100024	0	Adapter Reducer Bushing MNPT-12 x FNPT-08
16	2	4071_06mj_06fjx_LS	0	Live Swivel MJIC-06 x FJIC-06
17	1	4071_08mb_06mj	0	Adapter MORB-08 x MJIC-06
18	1	4071_08mb_06mj90	0	Elbow 90 deg MORB-08 x MJIC-06
19	1	4071_08mb_08fb_08fb	0	Tee MORB-08 x FORB-08 x FORB-08
20	4	4071_12mj_12mj_BH	0	BulkHead Nipple MJIC-12 x MJIC-12
21	4	4071_12mj_12mj_BH_12mj	0	BulkHead Tee MJIC-12 3 way
22	2	4071_12mp_12fp_12fp	0	Tee Run Female MNPT-12 x FNPT-12 x FNPT-12
23	2	4071_12mp_12fp_LS	0	Adapter MPipe-12 x FPIPE-12 Swivel
24	1	4071_16mb_12mj	0	Adapter MORB-16 x MJIC-12
25	1	4071_16mj_16fjx_16mj	0	Tee MJIC-16 x FJIC-16 x MJIC-16
26	12	4071_16mj_16mj_BH	0	BulkHead MJIC-16 x MJIC-16
27	1	407300006	0	Tip FF 3/8" Body FORB-08
28	12	407300086	0	Male Tip -12 FNPT x 1/2" Body (ISO 5675)
29	1	407600201	0	P-Clip 1/2"
30	12	407600324	0	Rubber Insert 30mm
31	12	407600325	0	Plastic Clamp 38mm Double
32	2	407600327	0	Cover plate Type DPAD
33	12	407600334	0	Stacking Bolt AF 5S
34	4	407600347	0	Stacking Plate Double 5S
35	10	407610039 Kit	0	Clamp Assembly
36	2	407610106 Kit	0	Clamp Assembly
37	2	407610175	0	Clamp Assembly 5" Accumulator
38	2	424_06_4_039.00E_06fjx_08mp	0	Hose Assembly
39	1	424_12_4_013.50E_12fjx_16fjx90	0	Hose Assembly
41	2	424_12_4_034.50E_12fjx_16fjx45	0	Hose Assembly
42	2	424_12_4_037.00E_12fjx_16fjx45	0	Hose Assembly
43	2	424_12_4_038.50E_12fjx_16fjx45	0	Hose Assembly
44	2	424_12_4_040.00E_12fjx_16fjx45	0	Hose Assembly
45	2	424_12_4_044.00E_12mj_12fjx	0	Hose Assembly
46	2	424_12_4_045.50E_12mj_12fjx	0	Hose Assembly
47	3	424_12_4_047.00E_12mj_12fjx	0	Hose Assembly
48	1	424_12_4_048.50E_12mj_12fjx	0	Hose Assembly
51	2	424_12_4_075.00E_12mj_16fjx45	0	Hose Assembly
52	2	424_12_4_078.50E_12mj_16fjx45	0	Hose Assembly
53	2	424_12_4_130.00E_12mp_16fjx	0	Hose Assembly
54	4	424_12_4_132.00E_12mp_16fjx	0	Hose Assembly
55	4	424_12_4_133.00E_12mp_16fjx	0	Hose Assembly
56	2	424_12_4_135.00E_12mp_16fjx	0	Hose Assembly
57	1	426000423	0	Tube Assembly
58	6	BLT8C_3-8x2_3-4	0	Bolt Gr. 8 UNC 3/8" x 2-3/4"

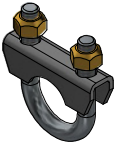
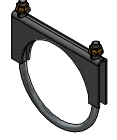


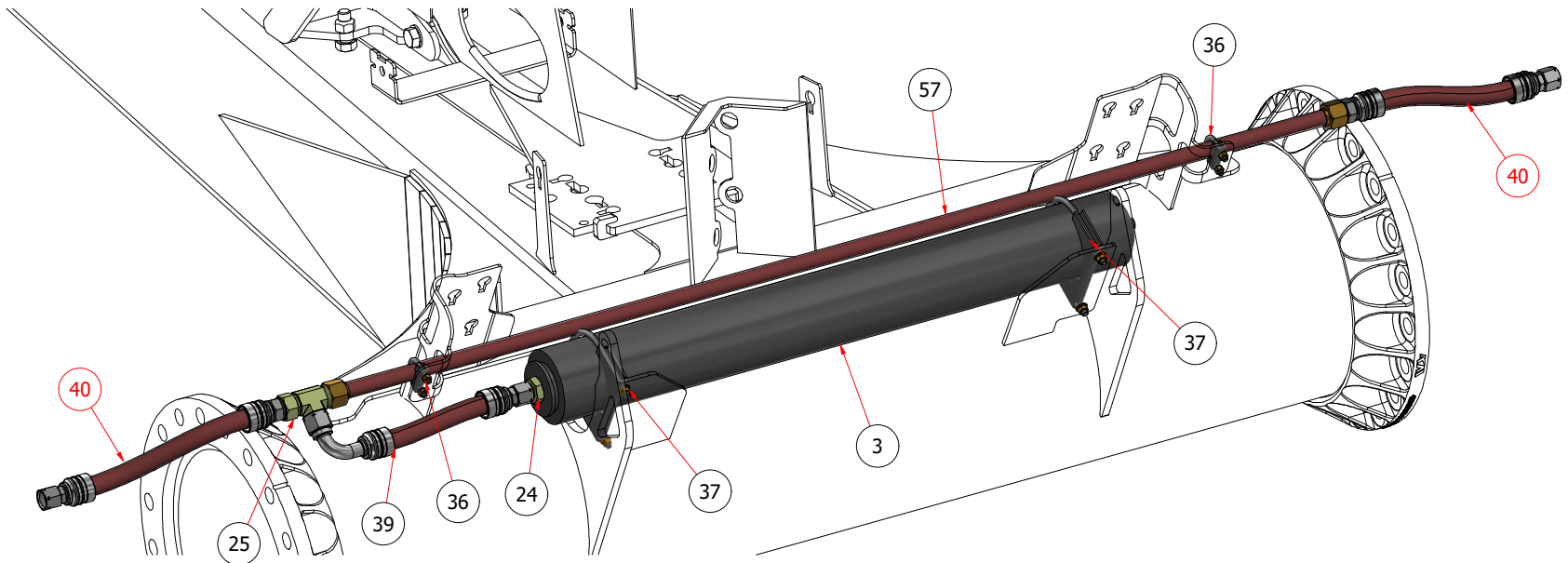


# SECTION 2.01

## HYDRAULICS

2101 2411-3413 HITCHPOLE, CUSHION RIDE  
(STANDARD LEAD)

KITS	
	
<b>407610106</b>	
QTY	DESCRIPTION
2	Nut Gr. 8 UNC 5/16" Stover Lock
1	U Bolt Retainer for 1 inch line
1	U Bolt for 1 inch line
	
<b>407610175</b>	
QTY	DESCRIPTION
2	3/8" Flange Nut
1	U Bolt - Accumulator
1	U Bolt Retainer



**\*WHEN SERVICING CYLINDERS  
MAKE SURE TO RECHARGE ACCUMULATOR.**

LIFT AND CUSHION RIDE HYDRAULICS		
ITEM	2411/3013	3013/3413
40	424_12_4_017.25E_16mj_12fjx	424_12_4_029.25E_12fjx_16mj
49	424_12_4_056.50E_12fjx_12fjx	424_12_4_068.50E_12fjx_12fjx
50	424_12_4_058.50E_12fjx_12fjx45	424_12_4_070.50E_12fjx_12fjx45

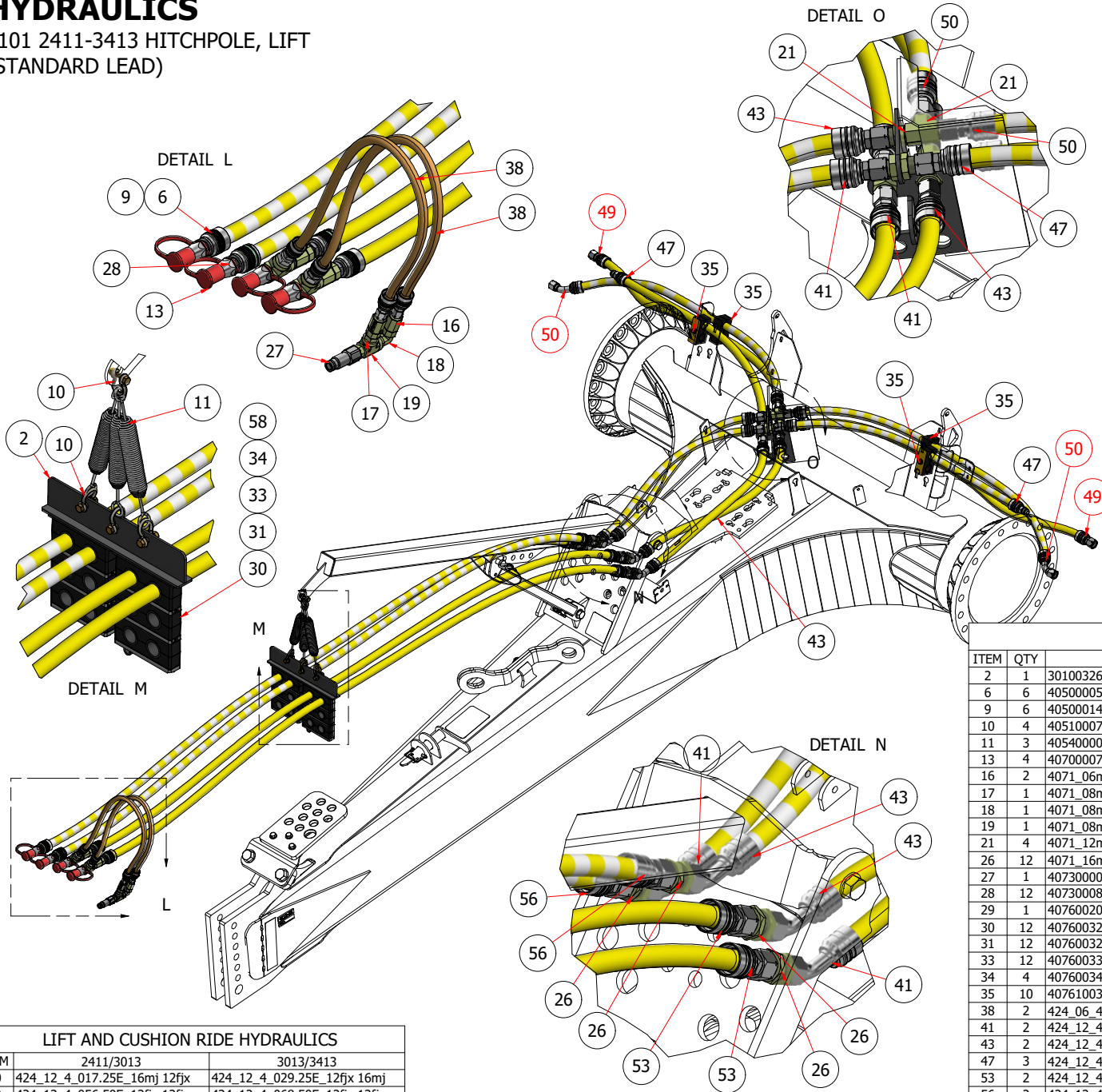
2411/2811 = **1450** psi  
3013/3413 = **1650** psi

HITCHPOLE HYDRAULIC COMPONENTS				
ITEM	QTY	PART NUMBER	REV	DESCRIPTION
3	1	402000004	0	Accumulator 2.5 Gallon [4000 PSI]
24	1	4071_16mb_12mj	0	Adapter MORB-16 x MJIC-12
25	1	4071_16mj_16fjx_16mj	0	Tee MJIC-16 x FJICX-16 x MJIC-16
36	2	407610106 Kit	0	Clamp Assembly
37	2	407610175	0	Clamp Assembly 5" Accumulator
39	1	424_12_4_013.50E_12fjx_16fjx90	0	Hose Assembly
57	1	426000423	0	Tube Assembly

# SECTION 2.01

## HYDRAULICS

2101 2411-3413 HITCHPOLE, LIFT  
(STANDARD LEAD)



### KITS

#### 311100019 Kit

QTY	DESCRIPTION
6	Bolt Gr. 8 UNC 3/8" x 2-3/4"
2	Cover plate Type DPAD
1	Hose Hanger, Clamp Holder
1	P-Clip 1/2"
12	Plastic Clamp 38mm Double
12	Rubber Insert 30mm
4	Shackle 5/16" with Bolt & Nut
3	Short Swivel Hook Spring
12	Stacking Bolt AF 5S
4	Stacking Plate Double 5S

#### 407610039

QTY	DESCRIPTION
1	Bolt Gr. 5 UNC 3/8" x 3" Carriage
2	Clamp twin .75" hyd. hose
1	Nut Gr. 8 UNC 3/8" Stover Lock
1	Plate 1.2" Twin Clamp
1	Washer Gr. 8 - 3/8" Structural

#### 405100075

QTY	DESCRIPTION
1	Shackle 5/16" with Pin & Nut
1	Bolt Gr. 8 UNC 3/8" x 1-1/2"
1	Nut Gr. 8 UNC 3/8" Stover Lock

### HITCHPOLE HYDRAULIC COMPONENTS

ITEM	QTY	PART NUMBER	REV	DESCRIPTION
2	1	301003266_w_H-CG	0	Hose Hanger, Clamp Holder
6	6	405000053	0	Yellow Zip Tie
9	6	405000147	0	White Zip Tie
10	4	405100075	0	Shackle 5/16" with Bolt & Nut
11	3	405400007	1	Short Swivel Hook Spring
13	4	407000074	0	Dust Cap Male 1/2" Body Quick Connect - Red
16	2	4071_06mj_06fjx_LS	0	Live Swivel MJIC-06 x FJIC-06
17	1	4071_08mb_06mj	0	Adapter MORB-08 x MJIC-06
18	1	4071_08mb_06mj90	0	Elbow 90 deg MORB-08 x MJIC-06
19	1	4071_08mb_08fb_08fb	0	Tee MORB-08 x FORB-08 x FORB-08
21	4	4071_12mj_12mj_BH_12mj	0	BulkHead Tee MJIC-12 3 way
26	12	4071_16mj_16mj_BH	0	BulkHead MJIC-16 x MJIC-16
27	1	407300006	0	Tip FF 3/8" Body FORB-08
28	12	407300086	0	Male Tip -12 FNPT x 1/2" Body (ISO 5675)
29	1	407600201	0	P-Clip 1/2"
30	12	407600324	0	Rubber Insert 30mm
31	12	407600325	0	Plastic Clamp 38mm Double
33	12	407600334	0	Stacking Bolt AF 5S
34	4	407600347	0	Stacking Plate Double 5S
35	10	407610039 Kit	0	Clamp Assembly
38	2	424_06_4_039.00E_06fjx_08mp	0	Hose Assembly
41	2	424_12_4_034.50E_12fjx_16fjx45	0	Hose Assembly
43	2	424_12_4_038.50E_12fjx_16fjx45	0	Hose Assembly
47	3	424_12_4_047.00E_12mj_12fjx	0	Hose Assembly
53	2	424_12_4_130.00E_12mp_16fjx	0	Hose Assembly
56	2	424_12_4_135.00E_12mp_16fjx	0	Hose Assembly
58	6	BLT8C_3-8x2_3-4	0	Bolt Gr. 8 UNC 3/8" x 2-3/4"

### LIFT AND CUSHION RIDE HYDRAULICS

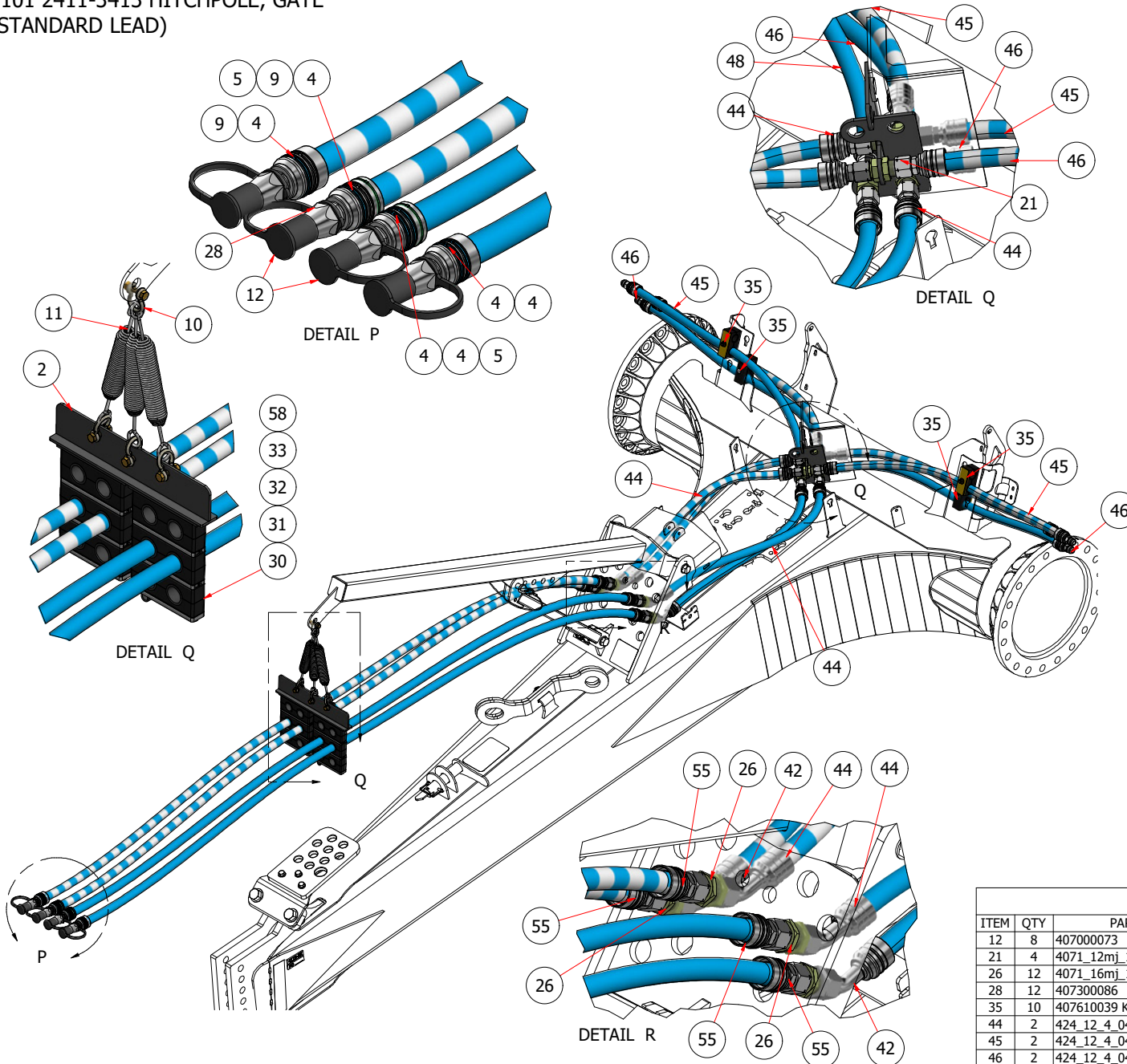
ITEM	2411/3013	3013/3413
40	424_12_4_017.25E_16mj_12fjx	424_12_4_029.25E_12fjx_16mj
49	424_12_4_056.50E_12fjx_12fjx	424_12_4_068.50E_12fjx_12fjx
50	424_12_4_058.50E_12fjx_12fjx45	424_12_4_070.50E_12fjx_12fjx45



# SECTION 2.01

## HYDRAULICS

2101 2411-3413 HITCHPOLE, GATE  
(STANDARD LEAD)



### KITS

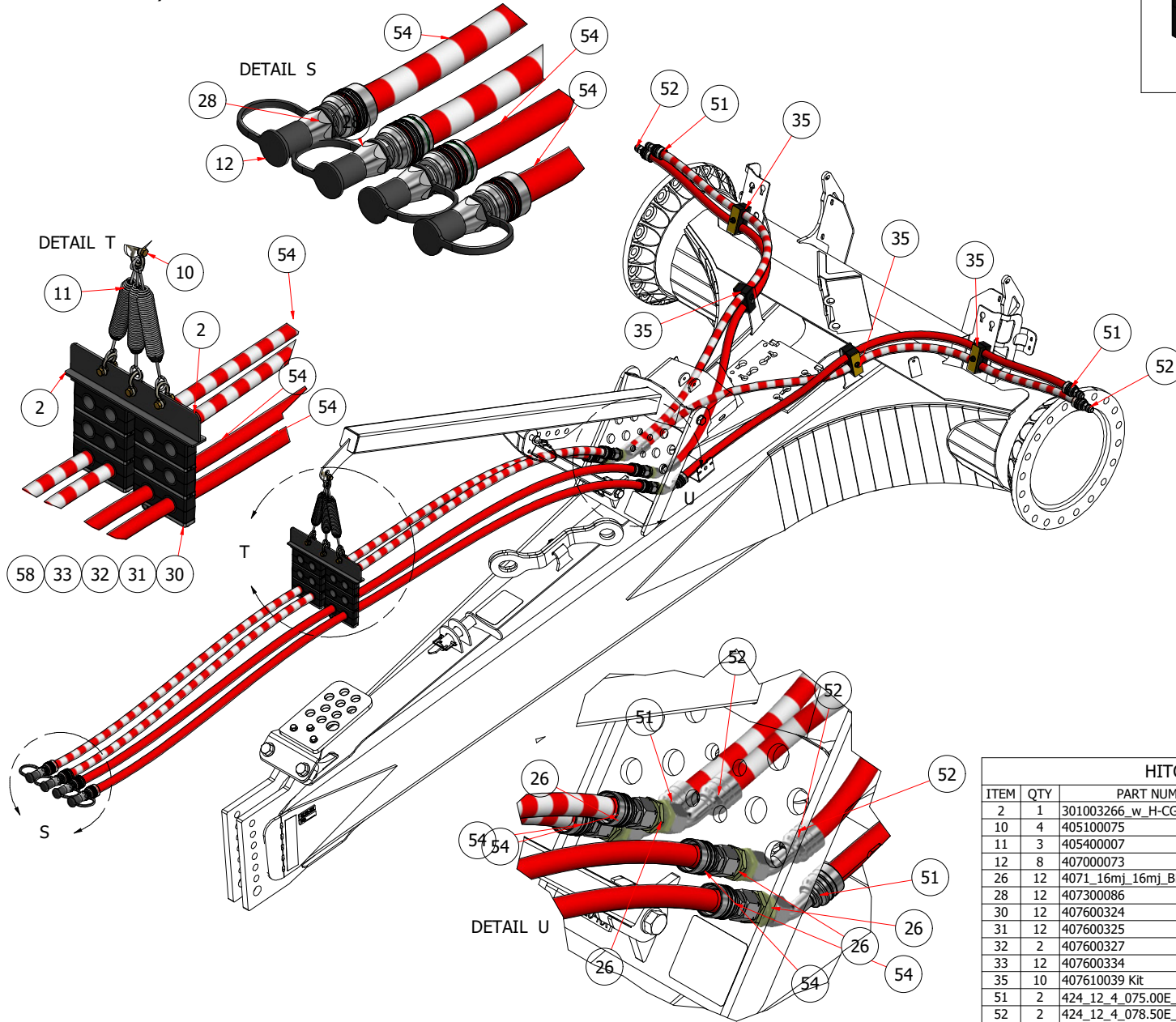
		<b>407610039</b>	
		QTY	DESCRIPTION
1	Bolt Gr. 5 UNC 3/8" x 3" Carriage		
2	Clamp twin .75" hyd. hose		
1	Nut Gr. 8 UNC 3/8" Stover Lock		
1	Plate 1.2" Twin Clamp		
1	Washer Gr. 8 - 3/8" Structural		

HITCHPOLE HYDRAULIC COMPONENTS				
ITEM	QTY	PART NUMBER	REV	DESCRIPTION
12	8	407000073	0	Dust Cap Male 1/2" Body Quick Connect - Black
21	4	4071_12mj_12mj_BH_12mj	0	BulkHead Tee MJIC-12 3 way
26	12	4071_16mj_16mj_BH	0	BulkHead MJIC-16 x MJIC-16
28	12	407300086	0	Male Tip -12 FNPT x 1/2" Body (ISO 5675)
35	10	407610039 Kit	0	Clamp Assembly
44	2	424_12_4_040.00E_12fx16fx45	0	Hose Assembly
45	2	424_12_4_044.00E_12mj12fx	0	Hose Assembly
46	2	424_12_4_045.50E_12mj12fx	0	Hose Assembly
55	4	424_12_4_133.00E_12mp16fx	0	Hose Assembly

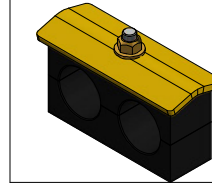
# SECTION 2.01

## HYDRAULICS

2101 2411-3413 HITCHPOLE, EJECTOR  
(STANDARD LEAD)



### KITS



407610107	
QTY	DESCRIPTION
1	Bolt Gr. 5 UNC 3/8" x 3-1/2" Carriage
1	Clamp Plate
1	Nut Gr. 8 UNC 3/8" Stover Lock
2	Hyd Clamp
1	Washer Gr. 8 - 3/8" Structural

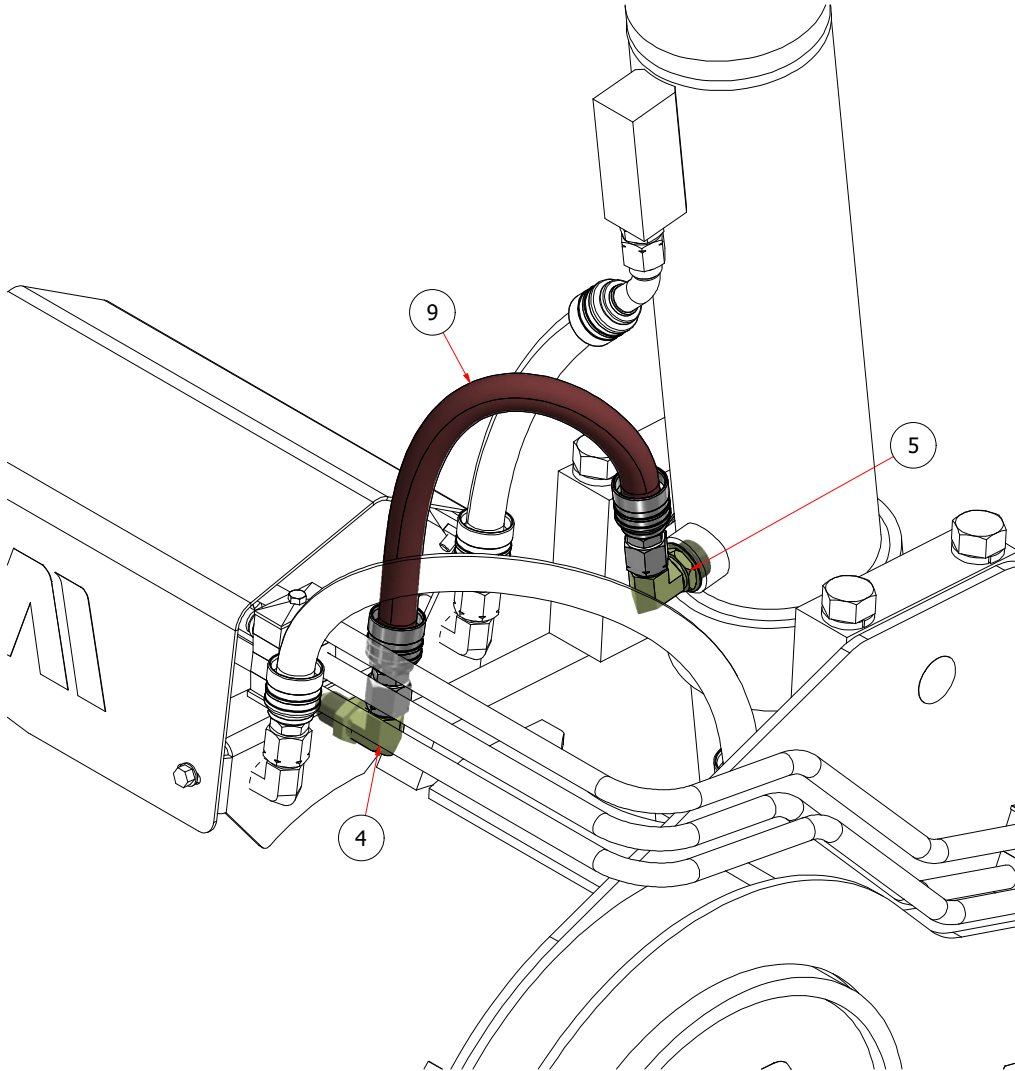
### HITCHPOLE HYDRAULIC COMPONENTS

ITEM	QTY	PART NUMBER	REV	DESCRIPTION
2	1	301003266_w_H-CG	0	Hose Hanger, Clamp Holder
10	4	405100075	0	Shackle 5/16" with Bolt & Nut
11	3	405400007	1	Short Swivel Hook Spring
12	8	407000073	0	Dust Cap Male 1/2" Body Quick Connect - Black
26	12	4071_16mj_16mj_BH	0	BulkHead MJIC-16 x MJIC-16
28	12	407300086	0	Male Tip -12 FNPT x 1/2" Body (ISO 5675)
30	12	407600324	0	Rubber Insert 30mm
31	12	407600325	0	Plastic Clamp 38mm Double
32	2	407600327	0	Cover plate Type DPAD
33	12	407600334	0	Stacking Bolt AF 5S
35	10	407610039 Kit	0	Clamp Assembly
51	2	424_12_4_075.00E_12mj_16fx45	0	Hose Assembly
52	2	424_12_4_078.50E_12mj_16fx45	0	Hose Assembly
54	4	424_12_4_132.00E_12mp_16fx	0	Hose Assembly
58	6	BLT8C_3-8x2_3-4	0	Bolt Gr. 8 UNC 3/8" x 2-3/4"

## SECTION 2.02

### HYDRAULICS

2101 2411-3413 TRAILING ARM, LEFT, CUSHION RIDE  
(STANDARD SINGLE)



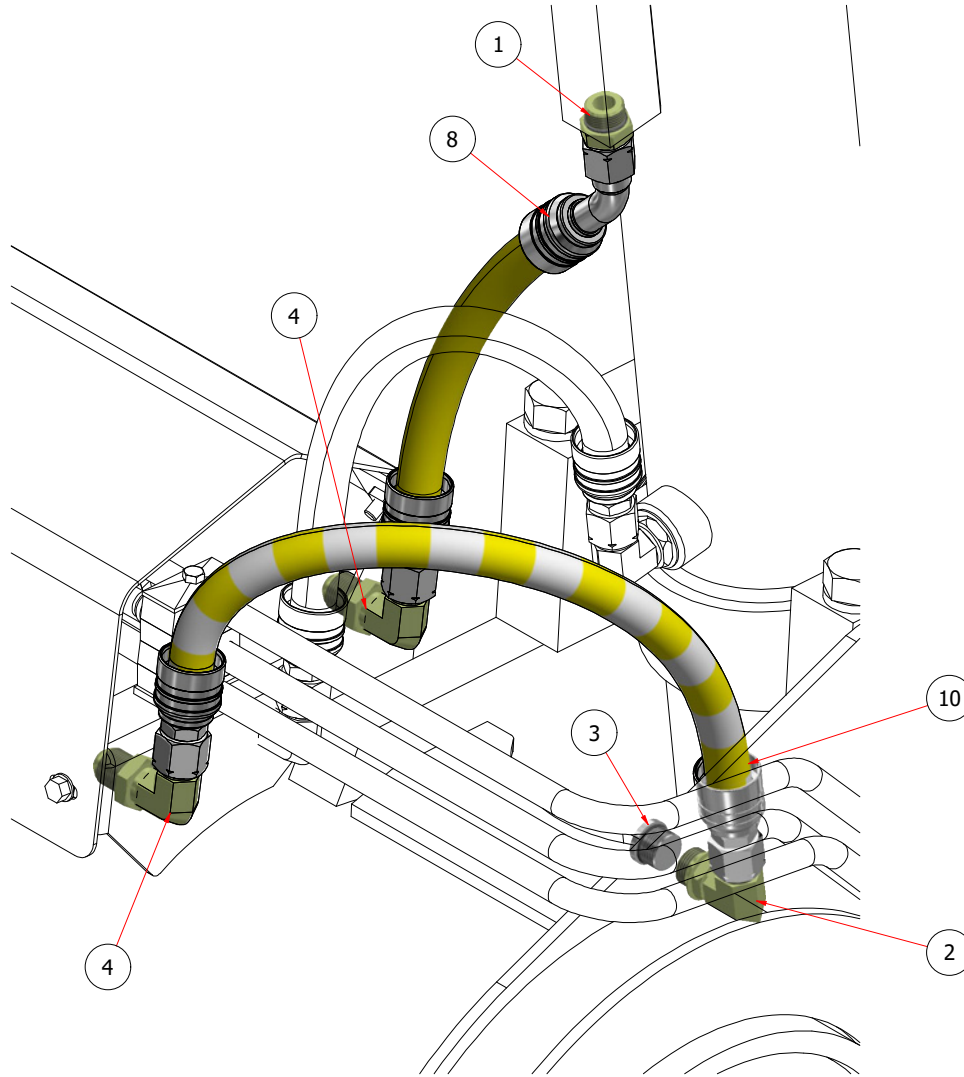
#### HYDRAULIC COMPONENTS

ITEM	QTY	2411/2811	3013/3413	REV	DESCRIPTION
1	1	4071_12mb_12mj	-	0	Adapter MORB-12 x MJIC-12
2	1	4071_12mb_12mj90	-	0	Elbow 90 deg MORB-12 x MJIC-12
3	1	4071_12mb_PLUG_SKT	-	0	Plug, SAE12 MORB Hollow Hex
4	3	4071_12mj_12mj90_BH	-	0	BulkHead 90° MJIC-12 x MJIC-12
5	1	4071_16mb_12mj90	-	0	Elbow Adapter 90 deg MORB-16 x MJIC-12
6	3	407610401	-	0	Clamp Assembly (19 mm)
7	3	4076_CS_0750	-	0	Tube_Clamp Spacer (K 3/4" Bead)
8	1	424_12_4_017.50E_12fjx_12fjx45	-	0	Hose Assembly
9	1	424_12_4_021.00E_12fjx_12fjx	-	0	Hose Assembly
10	1	424_12_4_030.00E_12fjx_12fjx	-	0	Hose Assembly
11	1	426003631	426002027	0	Tube Assembly
12	1	426003632	426002028	0	Tube Assembly
13	1	426003633	426002026	0	Tube Assembly

## SECTION 2.02

### HYDRAULICS

2101 2411-3413 TRAILING ARM, LEFT, LIFT  
(STANDARD SINGLE)



HYDRAULIC COMPONENTS

ITEM	QTY	2411/2811	3013/3413	REV	DESCRIPTION
1	1	4071_12mb_12mj	-	0	Adapter MORB-12 x MJIC-12
2	1	4071_12mb_12mj90	-	0	Elbow 90 deg MORB-12 x MJIC-12
3	1	4071_12mb_PLUG_SKT	-	0	Plug, SAE12 MORB Hollow Hex
4	3	4071_12mj_12mj90_BH	-	0	BulkHead 90° MJIC-12 x MJIC-12
5	1	4071_16mb_12mj90	-	0	Elbow Adapter 90 deg MORB-16 x MJIC-12
6	3	407610401	-	0	Clamp Assembly (19 mm)
7	3	4076_CS_0750	-	0	Tube_Clamp Spacer (K 3/4" Bead)
8	1	424_12_4_017.50E_12fjx_12fjx45	-	0	Hose Assembly
9	1	424_12_4_021.00E_12fjx_12fjx	-	0	Hose Assembly
10	1	424_12_4_030.00E_12fjx_12fjx	-	0	Hose Assembly
11	1	426003631	426002027	0	Tube Assembly
12	1	426003632	426002028	0	Tube Assembly
13	1	426003633	426002026	0	Tube Assembly



## SECTION 2.02

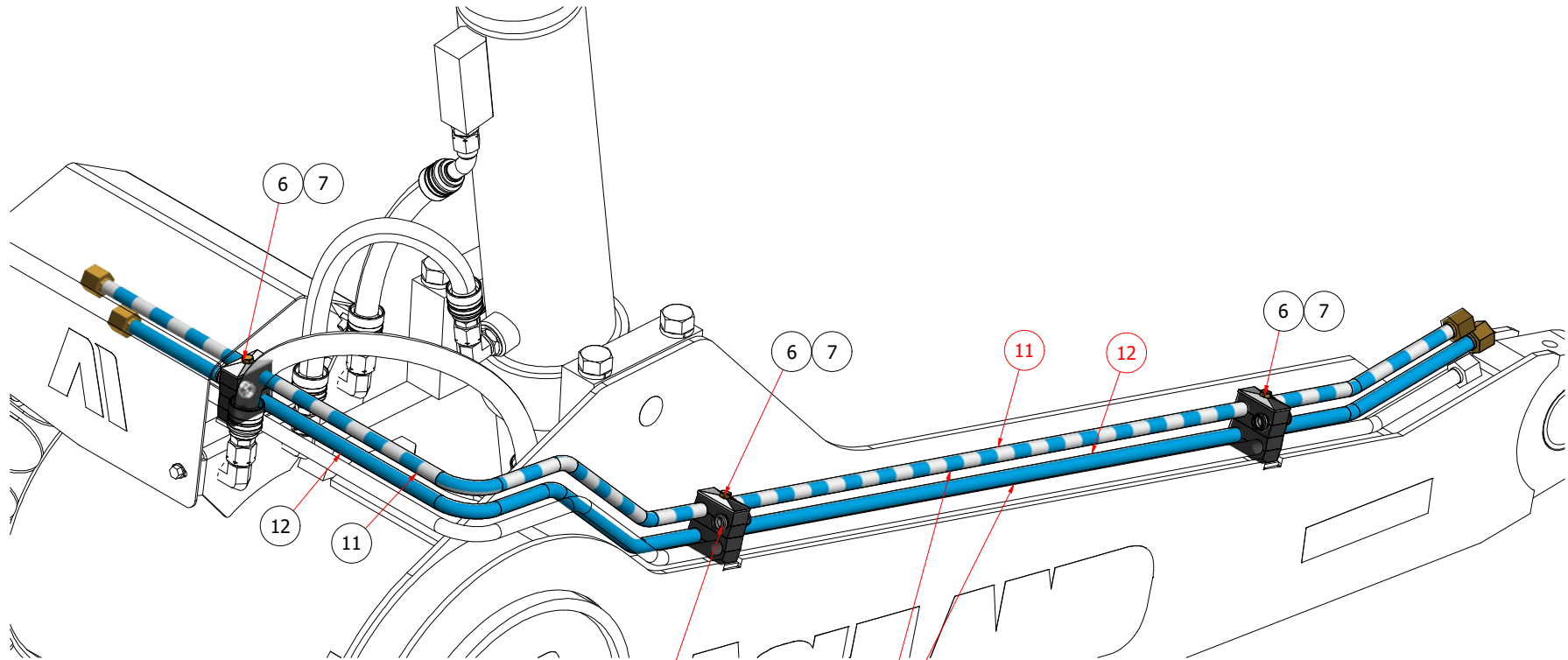
### HYDRAULICS

2101 2411-3413 TRAILING ARM, LEFT, GATE  
(STANDARD SINGLE)

#### KITS



407610401 Kit	
QTY	DESCRIPTION
1	Bolt Gr. 8 UNC 5/16" x 1-3/4"
4	Hose Clamp Half Twin 3D 19 mm
1	Twin Clamp Safety Locking Plate 2-3D
1	Stacking Bolt 5/16-18 UNC
1	Pipe Clamps DIN 3015, Cover Plate 3D



PLACE SPACERS IN **ALL** UNUSED SPACES.

MODEL DEPENDANT, SEE PARTS LIST.

#### HYDRAULIC COMPONENTS

ITEM	QTY	2411/2811	3013/3413	REV	DESCRIPTION
1	1	4071_12mb_12mj	-	0	Adapter MORB-12 x MJIC-12
2	1	4071_12mb_12mj90	-	0	Elbow 90 deg MORB-12 x MJIC-12
3	1	4071_12mb_PLUG_SKT	-	0	Plug, SAE12 MORB Hollow Hex
4	3	4071_12mj_12mj90_BH	-	0	BulkHead 90° MJIC-12 x MJIC-12
5	1	4071_16mb_12mj90	-	0	Elbow Adapter 90 deg MORB-16 x MJIC-12
6	3	407610401	-	0	Clamp Assembly (19 mm)
7	3	4076_CS_0750	-	0	Tube_Clamp Spacer (K 3/4" Bead)
8	1	424_12_4_017.50E_12fjx_12fjx45	-	0	Hose Assembly
9	1	424_12_4_021.00E_12fjx_12fjx	-	0	Hose Assembly
10	1	424_12_4_030.00E_12fjx_12fjx	-	0	Hose Assembly
11	1	426003631	426002027	0	Tube Assembly
12	1	426003632	426002028	0	Tube Assembly
13	1	426003633	426002026	0	Tube Assembly



## SECTION 2.02

### HYDRAULICS

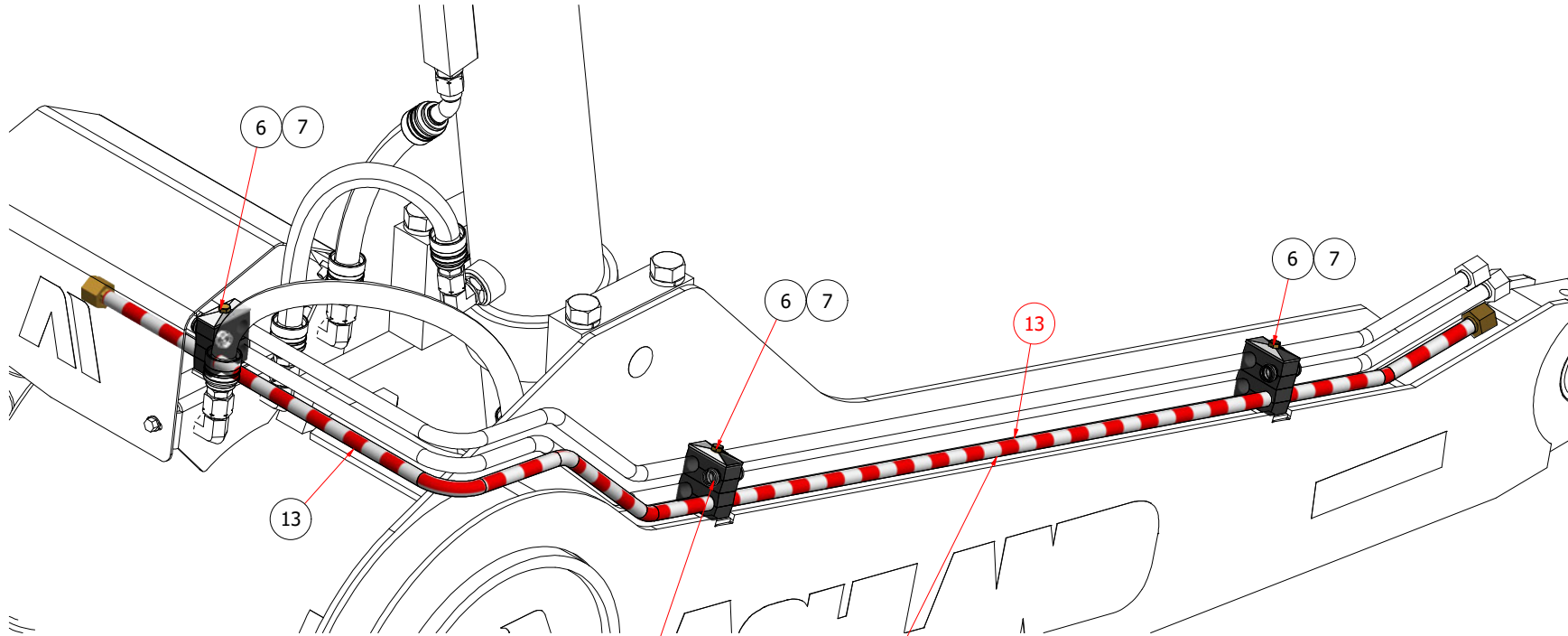
2101 2411-3413 TRAILING ARM, LEFT, EJECTOR  
(STANDARD SINGLE)

#### KITS



#### 407610401 Kit

QTY	DESCRIPTION
1	Bolt Gr. 8 UNC 5/16" x 1-3/4"
4	Hose Clamp Half Twin 3D 19 mm
1	Twin Clamp Safety Locking Plate 2-3D
1	Stacking Bolt 5/16-18 UNC
1	Pipe Clamps DIN 3015, Cover Plate 3D



PLACE SPACERS IN **ALL** UNUSED SPACES.

MODEL DEPENDANT, SEE PARTS LIST.

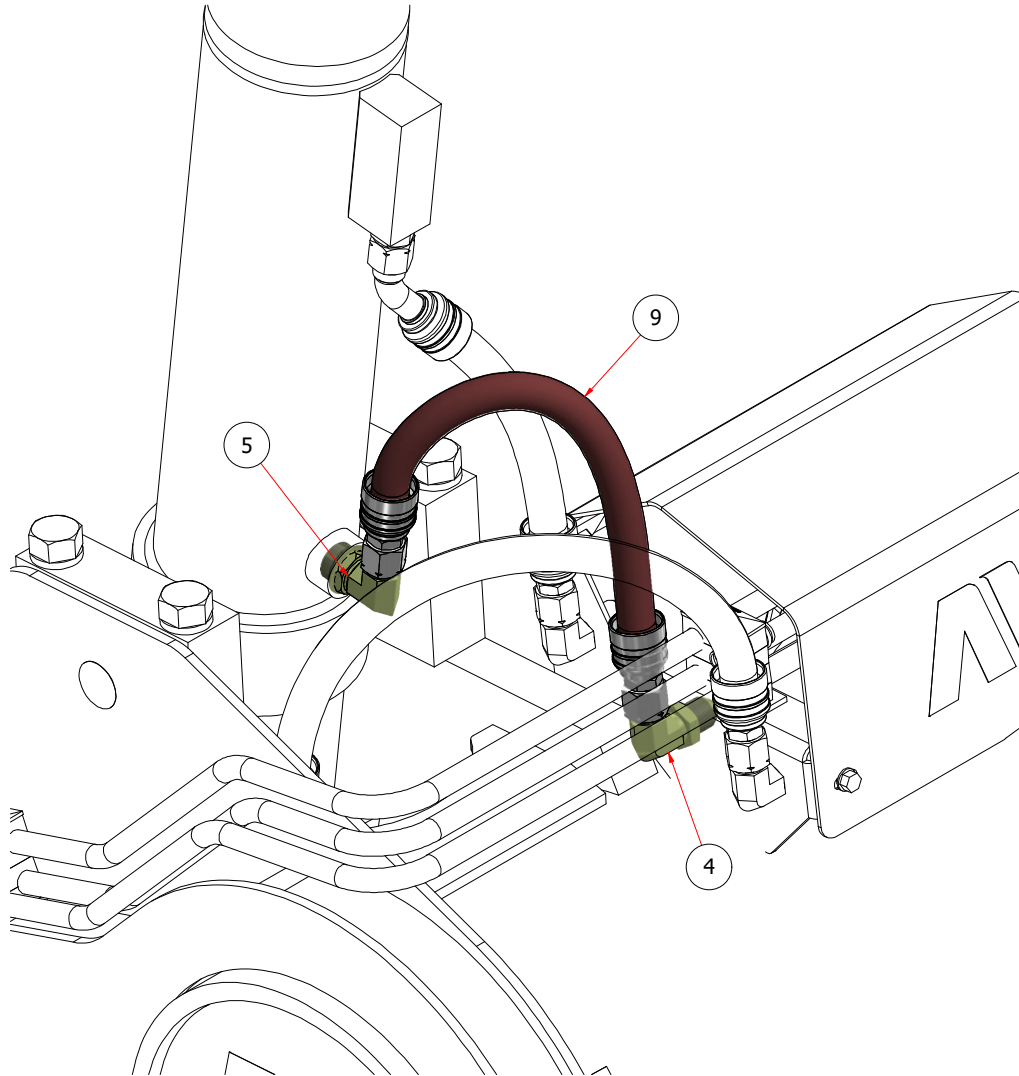
#### HYDRAULIC COMPONENTS

ITEM	QTY	2411/2811	3013/3413	REV	DESCRIPTION
1	1	4071_12mb_12mj	-	0	Adapter MORB-12 x MJIC-12
2	1	4071_12mb_12mj90	-	0	Elbow 90 deg MORB-12 x MJIC-12
3	1	4071_12mb_PLUG_SKT	-	0	Plug, SAE12 MORB Hollow Hex
4	3	4071_12mj_12mj90_BH	-	0	BulkHead 90° MJIC-12 x MJIC-12
5	1	4071_16mb_12mj90	-	0	Elbow Adapter 90 deg MORB-16 x MJIC-12
6	3	407610401	-	0	Clamp Assembly (19 mm)
7	3	4076_CS_0750	-	0	Tube_Clamp Spacer (K 3/4" Bead)
8	1	424_12_4_017.50E_12fjx_12fjx45	-	0	Hose Assembly
9	1	424_12_4_021.00E_12fjx_12fjx	-	0	Hose Assembly
10	1	424_12_4_030.00E_12fjx_12fjx	-	0	Hose Assembly
11	1	426003631	426002027	0	Tube Assembly
12	1	426003632	426002028	0	Tube Assembly
13	1	426003633	426002026	0	Tube Assembly

## SECTION 2.02

### HYDRAULICS

2101 2411-3413 TRAILING ARM, RIGHT, CUSHION RIDE  
(STANDARD SINGLE)



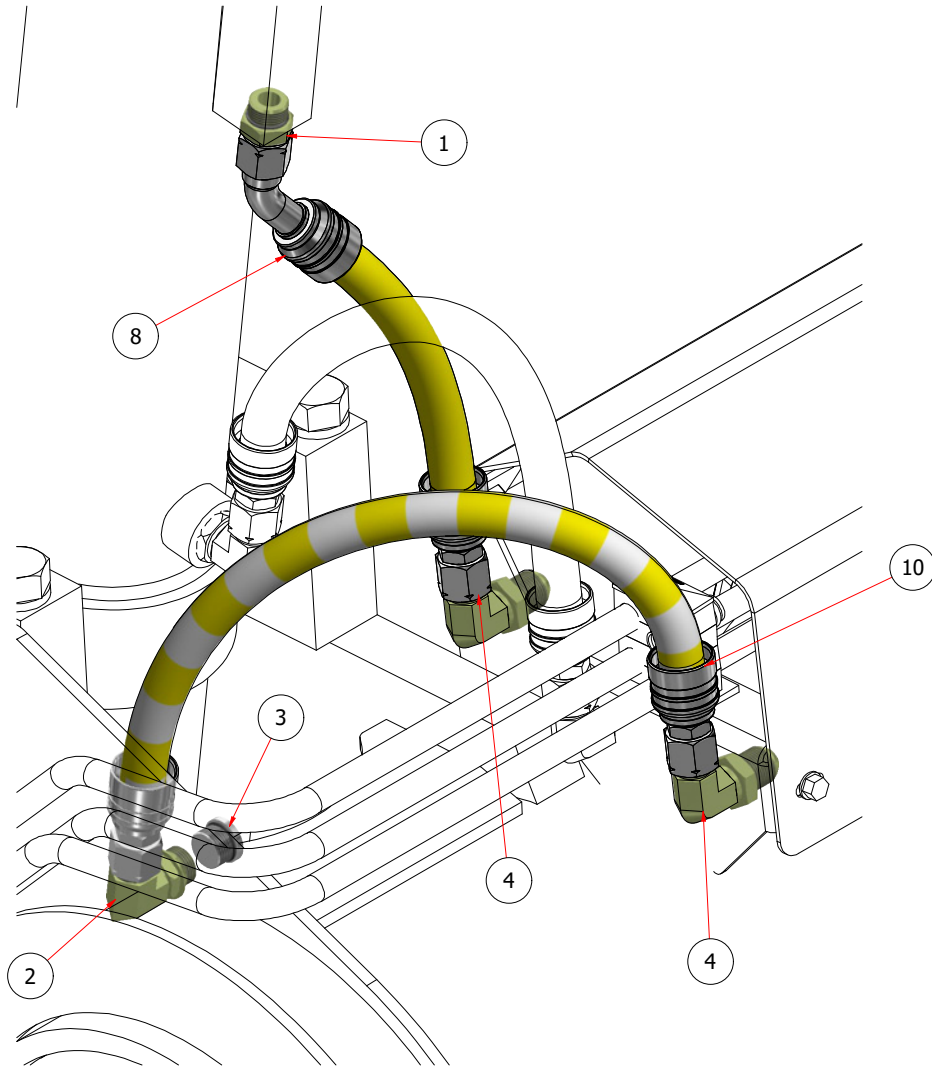
#### HYDRAULIC COMPONENTS

ITEM	QTY	2411/2811	3013/3413	REV	DESCRIPTION
1	1	4071_12mb_12mj	-	0	Adapter MORB-12 x MJIC-12
2	1	4071_12mb_12mj90	-	0	Elbow 90 deg MORB-12 x MJIC-12
3	1	4071_12mb_PLUG_SKT	-	0	Plug, SAE12 MORB Hollow Hex
4	3	4071_12mj_12mj90_BH	-	0	BulkHead 90° MJIC-12 x MJIC-12
5	1	4071_16mb_12mj90	-	0	Elbow Adapter 90 deg MORB-16 x MJIC-12
6	3	407610401	-	0	Clamp Assembly (19 mm)
7	3	4076_CS_0750	-	0	Tube_Clamp Spacer (K 3/4" Bead)
8	1	424_12_4_017.50E_12fjx_12fjx45	-	0	Hose Assembly
9	1	424_12_4_021.00E_12fjx_12fjx	-	0	Hose Assembly
10	1	424_12_4_030.00E_12fjx_12fjx	-	0	Hose Assembly
11	1	426003628	426002024	0	Tube Assembly
12	1	426003629	426002025	0	Tube Assembly
13	1	426003630	426002023	0	Tube Assembly

## SECTION 2.02

### HYDRAULICS

2101 2411-3413 TRAILING ARM, RIGHT, LIFT  
(STANDARD SINGLE)



#### HYDRAULIC COMPONENTS

ITEM	QTY	2411/2811	3013/3413	REV	DESCRIPTION
1	1	4071_12mb_12mj	-	0	Adapter MORB-12 x MJIC-12
2	1	4071_12mb_12mj90	-	0	Elbow 90 deg MORB-12 x MJIC-12
3	1	4071_12mb_PLUG_SKT	-	0	Plug, SAE12 MORB Hollow Hex
4	3	4071_12mj_12mj90_BH	-	0	BulkHead 90° MJIC-12 x MJIC-12
5	1	4071_16mb_12mj90	-	0	Elbow Adapter 90 deg MORB-16 x MJIC-12
6	3	407610401	-	0	Clamp Assembly (19 mm)
7	3	4076_CS_0750	-	0	Tube_Clamp Spacer (K 3/4" Bead)
8	1	424_12_4_017.50E_12fjx_12fjx45	-	0	Hose Assembly
9	1	424_12_4_021.00E_12fjx_12fjx	-	0	Hose Assembly
10	1	424_12_4_030.00E_12fjx_12fjx	-	0	Hose Assembly
11	1	426003628	426002024	0	Tube Assembly
12	1	426003629	426002025	0	Tube Assembly
13	1	426003630	426002023	0	Tube Assembly

## SECTION 2.02

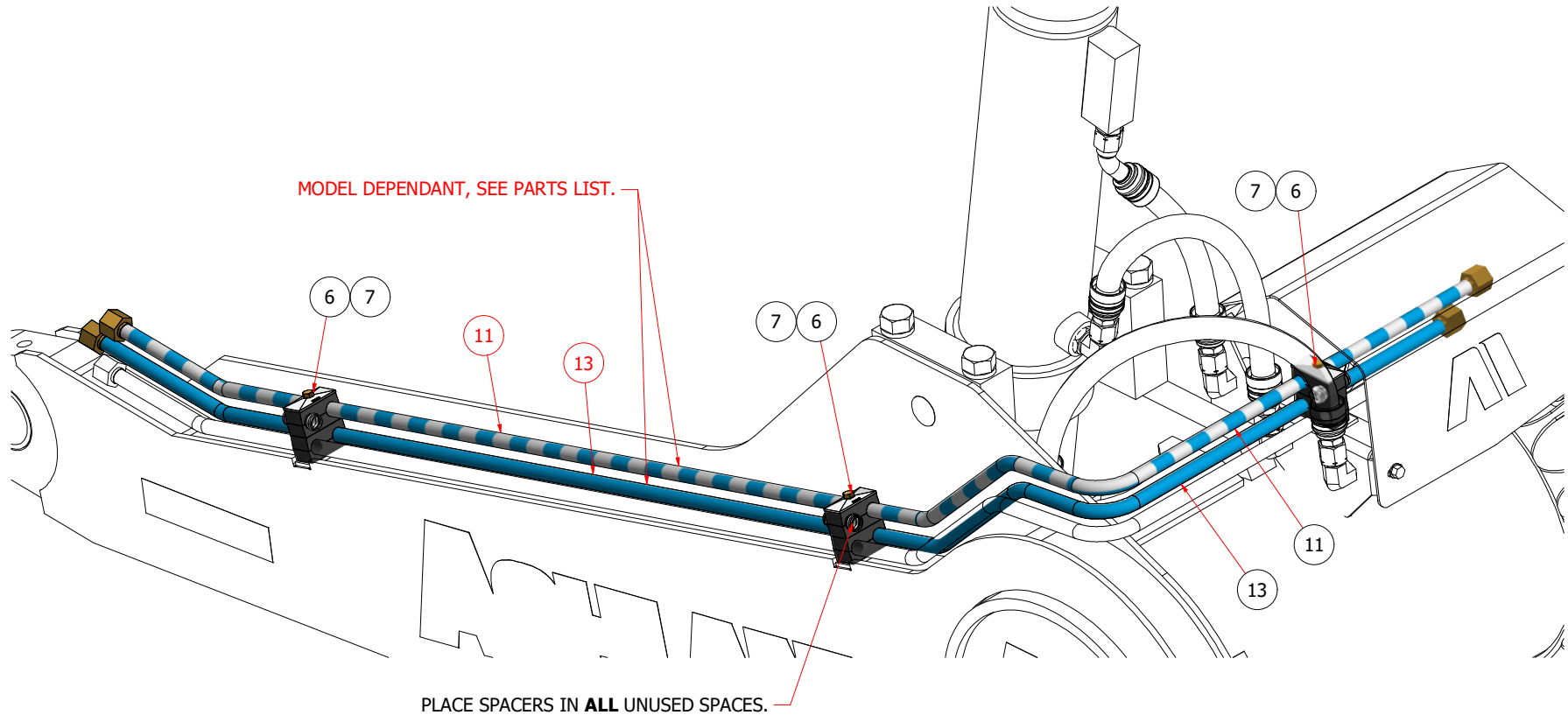
### HYDRAULICS

2101 2411-3413 TRAILING ARM, RIGHT, GATE  
(STANDARD SINGLE)

#### KITS



407610401 Kit	
QTY	DESCRIPTION
1	Bolt Gr. 8 UNC 5/16" x 1-3/4"
4	Hose Clamp Half Twin 3D 19 mm
1	Twin Clamp Safety Locking Plate 2-3D
1	Stacking Bolt 5/16-18 UNC
1	Pipe Clamps DIN 3015, Cover Plate 3D



#### HYDRALIC COMPONENTS

ITEM	QTY	2411/2811	3013/3413	REV	DESCRIPTION
1	1	4071_12mb_12mj	-	0	Adapter MORB-12 x MJIC-12
2	1	4071_12mb_12mj90	-	0	Elbow 90 deg MORB-12 x MJIC-12
3	1	4071_12mb_PLUG_SKT	-	0	Plug, SAE12 MORB Hollow Hex
4	3	4071_12mj_12mj90_BH	-	0	BulkHead 90° MJIC-12 x MJIC-12
5	1	4071_16mb_12mj90	-	0	Elbow Adapter 90 deg MORB-16 x MJIC-12
6	3	407610401	-	0	Clamp Assembly (19 mm)
7	3	4076_CS_0750	-	0	Tube_Clamp Spacer (K 3/4" Bead)
8	1	424_12_4_017.50E_12fx_12fx45	-	0	Hose Assembly
9	1	424_12_4_021.00E_12fx_12fx	-	0	Hose Assembly
10	1	424_12_4_030.00E_12fx_12fx	-	0	Hose Assembly
11	1	426003628	426002024	0	Tube Assembly
12	1	426003629	426002025	0	Tube Assembly
13	1	426003630	426002023	0	Tube Assembly

## SECTION 2.02

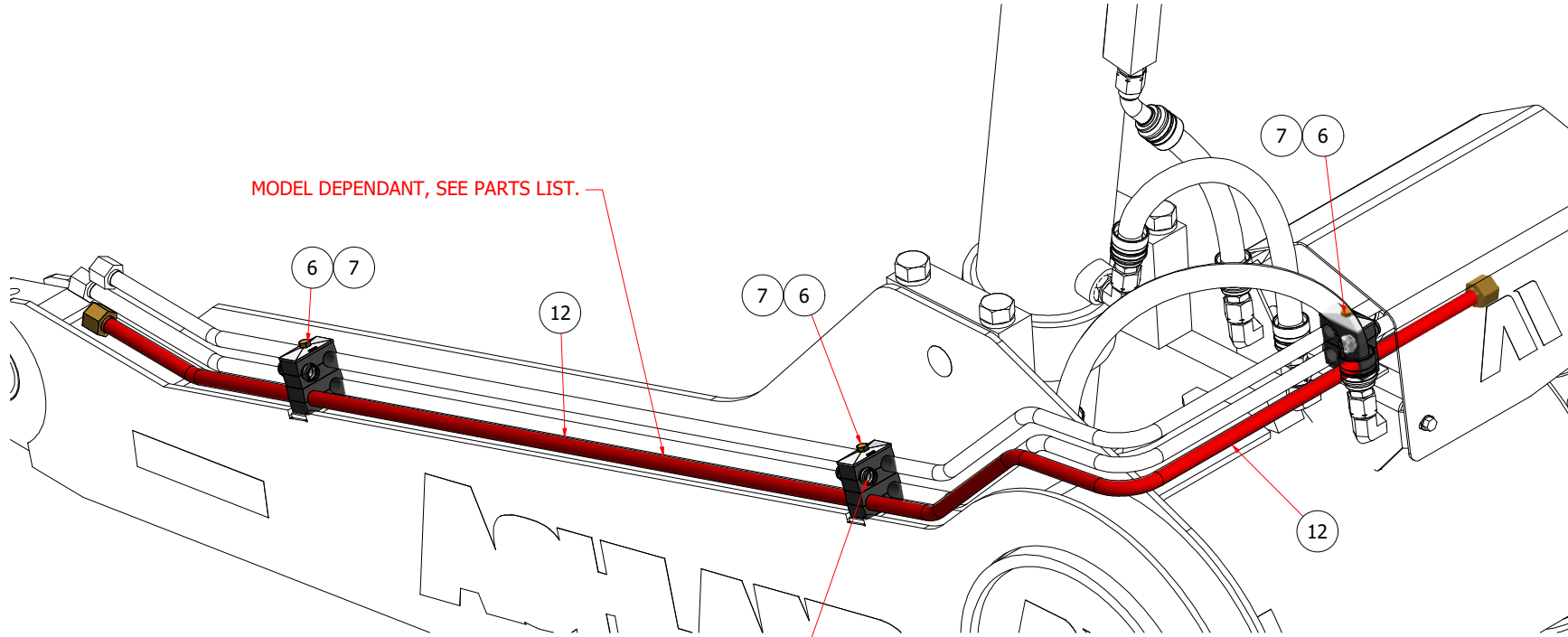
### HYDRAULICS

2101 2411-3413 TRAILING ARM, RIGHT, EJECTOR  
(STANDARD SINGLE)

#### KITS



407610401 Kit	
QTY	DESCRIPTION
1	Bolt Gr. 8 UNC 5/16" x 1-3/4"
4	Hose Clamp Half Twin 3D 19 mm
1	Twin Clamp Safety Locking Plate 2-3D
1	Stacking Bolt 5/16-18 UNC
1	Pipe Clamps DIN 3015, Cover Plate 3D



MODEL DEPENDANT, SEE PARTS LIST.

PLACE SPACERS IN **ALL** UNUSED SPACES.

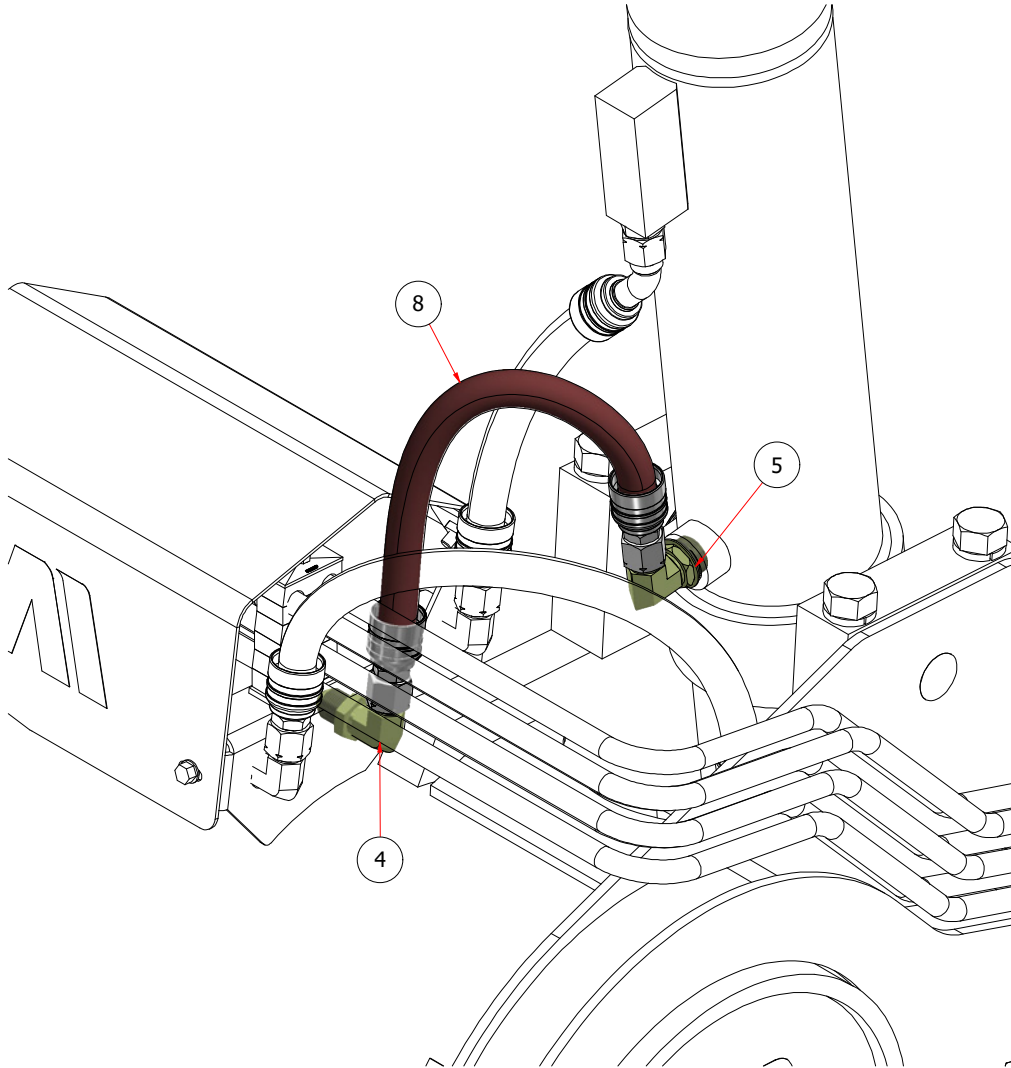
#### HYDRALIC COMPONENTS

ITEM	QTY	2411/2811	3013/3413	REV	DESCRIPTION
1	1	4071_12mb_12mj	-	0	Adapter MORB-12 x MJIC-12
2	1	4071_12mb_12mj90	-	0	Elbow 90 deg MORB-12 x MJIC-12
3	1	4071_12mb_PLUG_SKT	-	0	Plug, SAE12 MORB Hollow Hex
4	3	4071_12mj_12mj90_BH	-	0	BulkHead 90° MJIC-12 x MJIC-12
5	1	4071_16mb_12mj90	-	0	Elbow Adapter 90 deg MORB-16 x MJIC-12
6	3	407610401	-	0	Clamp Assembly (19 mm)
7	3	4076_CS_0750	-	0	Tube_Clamp Spacer (K 3/4" Bead)
8	1	424_12_4_017.50E_12fjx_12fjx45	-	0	Hose Assembly
9	1	424_12_4_021.00E_12fjx_12fjx	-	0	Hose Assembly
10	1	424_12_4_030.00E_12fjx_12fjx	-	0	Hose Assembly
11	1	426003628	426002024	0	Tube Assembly
12	1	426003629	426002025	0	Tube Assembly
13	1	426003630	426002023	0	Tube Assembly

## SECTION 2.02

### HYDRAULICS

2101 2411-3413 TRAILING ARM, LEFT, CUSHION RIDE  
(STANDARD LEAD)



#### HYDRALIC COMPONENTS

ITEM	QTY	2411/2811	3013/3413	REV	DESCRIPTION
1	1	4071_12mb_12mj	-	0	Adapter MORB-12 x MJIC-12
2	1	4071_12mb_12mj90	-	0	Elbow 90 deg MORB-12 x MJIC-12
3	1	4071_12mb_PLUG_SKT	-	0	Plug, SAE12 MORB Hollow Hex
4	3	4071_12mj_12mj90_BH	-	0	BulkHead 90° MJIC-12 x MJIC-12
5	1	4071_16mb_12mj90	-	0	Elbow Adapter 90 deg MORB-16 x MJIC-12
6	3	407610402	-	0	Clamp Assembly (19 mm)
7	1	424_12_4_017.50E_12fjx_12fjx45	-	0	Hose Assembly
8	1	424_12_4_021.00E_12fjx_12fjx	-	0	Hose Assembly
9	1	424_12_4_030.00E_12fjx_12fjx	-	0	Hose Assembly
10	1	426002041	426002032	0	Tube Assembly
11	1	426002042	426002033	0	Tube Assembly
12	1	426002043	426002034	0	Tube Assembly
13	1	426003631	426002027	0	Tube Assembly
14	1	426003632	426002028	0	Tube Assembly
15	1	426003633	426002026	0	Tube Assembly



## SECTION 2.02

### HYDRAULICS

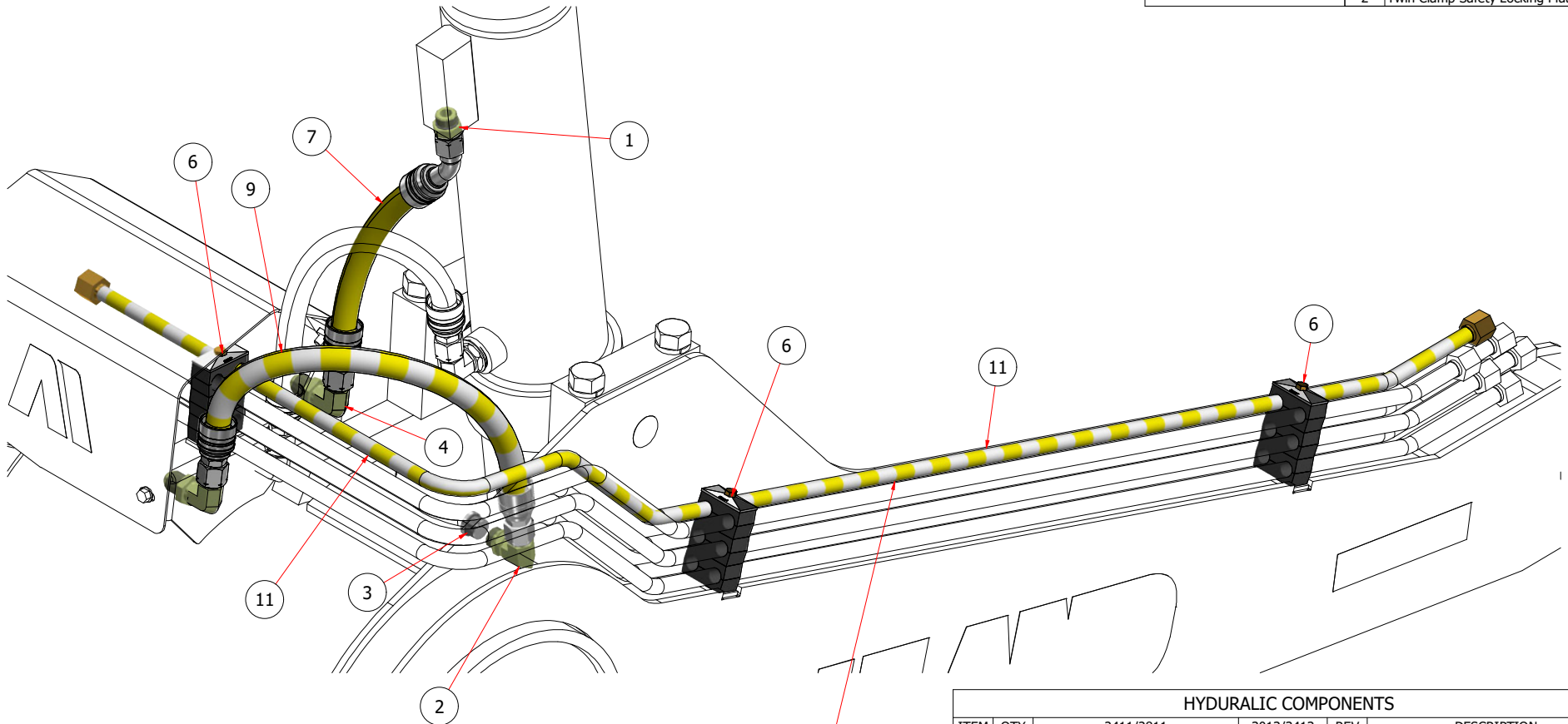
2101 2411-3413 TRAILING ARM, LEFT, LIFT  
(STANDARD LEAD)

#### KITS



#### 407610402 Kit

QTY	DESCRIPTION
1	Bolt Gr. 8 UNC 5/16" x 1-3/4"
6	Hose Clamp Half Twin 3D 19 mm
1	Pipe Clamps DIN 3015, Cover Plate 3D
2	Stacking Bolt 5/16-18 UNC
2	Twin Clamp Safety Locking Plate 2-3D



MODEL DEPENDANT, SEE PARTS LIST.

#### HYDRAULIC COMPONENTS

ITEM	QTY	2411/2811	3013/3413	REV	DESCRIPTION
1	1	4071_12mb_12mj	-	0	Adapter MORB-12 x MJIC-12
2	1	4071_12mb_12mj90	-	0	Elbow 90 deg MORB-12 x MJIC-12
3	1	4071_12mb_PLUG_SKT	-	0	Plug, SAE12 MORB Hollow Hex
4	3	4071_12mj_12mj90_BH	-	0	BulkHead 90° MJIC-12 x MJIC-12
5	1	4071_16mb_12mj90	-	0	Elbow Adapter 90 deg MORB-16 x MJIC-12
6	3	407610402	-	0	Clamp Assembly (19 mm)
7	1	424_12_4_017.50E_12fjx_12fjx45	-	0	Hose Assembly
8	1	424_12_4_021.00E_12fjx_12fjx	-	0	Hose Assembly
9	1	424_12_4_030.00E_12fjx_12fjx	-	0	Hose Assembly
10	1	426002041	426002032	0	Tube Assembly
11	1	426002042	426002033	0	Tube Assembly
12	1	426002043	426002034	0	Tube Assembly
13	1	426003631	426002027	0	Tube Assembly
14	1	426003632	426002028	0	Tube Assembly
15	1	426003633	426002026	0	Tube Assembly

## SECTION 2.02

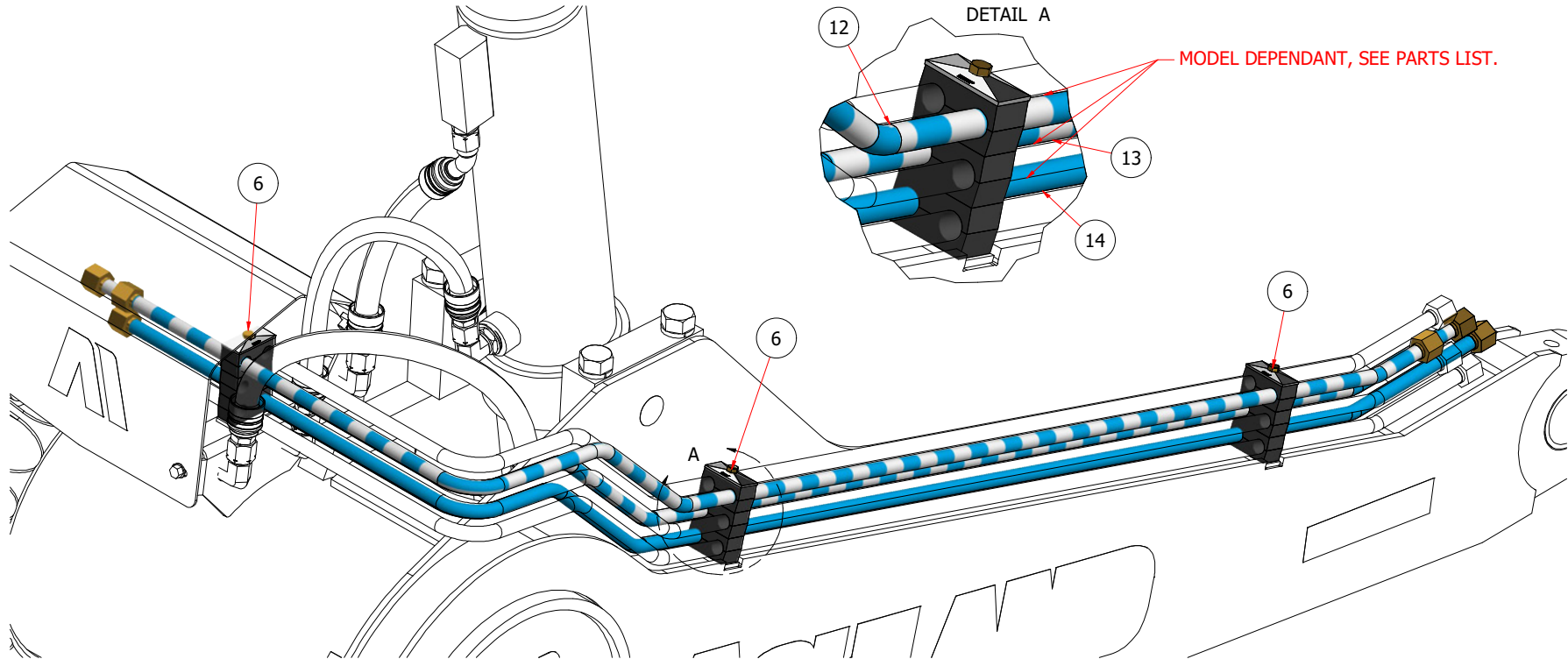
### HYDRAULICS

2101 2411-3413 TRAILING ARM, LEFT, GATE  
(STANDARD LEAD)

#### KITS



407610402 Kit	
QTY	DESCRIPTION
1	Bolt Gr. 8 UNC 5/16" x 1-3/4"
6	Hose Clamp Half Twin 3D 19 mm
1	Pipe Clamps DIN 3015, Cover Plate 3D
2	Stacking Bolt 5/16-18 UNC
2	Twin Clamp Safety Locking Plate 2-3D



#### HYDRAULIC COMPONENTS

ITEM	QTY	2411/2811	3013/3413	REV	DESCRIPTION
1	1	4071_12mb_12mj	-	0	Adapter MORB-12 x MJIC-12
2	1	4071_12mb_12mj90	-	0	Elbow 90 deg MORB-12 x MJIC-12
3	1	4071_12mb_PLUG_SKT	-	0	Plug, SAE12 MORB Hollow Hex
4	3	4071_12mj_12mj90_BH	-	0	BulkHead 90° MJIC-12 x MJIC-12
5	1	4071_16mb_12mj90	-	0	Elbow Adapter 90 deg MORB-16 x MJIC-12
6	3	407610402	-	0	Clamp Assembly (19 mm)
7	1	424_12_4_017.50E_12fjx 12fjx45	-	0	Hose Assembly
8	1	424_12_4_021.00E_12fjx 12fjx	-	0	Hose Assembly
9	1	424_12_4_030.00E_12fjx 12fjx	-	0	Hose Assembly
10	1	426002041	426002032	0	Tube Assembly
11	1	426002042	426002033	0	Tube Assembly
12	1	426002043	426002034	0	Tube Assembly
13	1	426003631	426002027	0	Tube Assembly
14	1	426003632	426002028	0	Tube Assembly
15	1	426003633	426002026	0	Tube Assembly

## SECTION 2.02

### HYDRAULICS

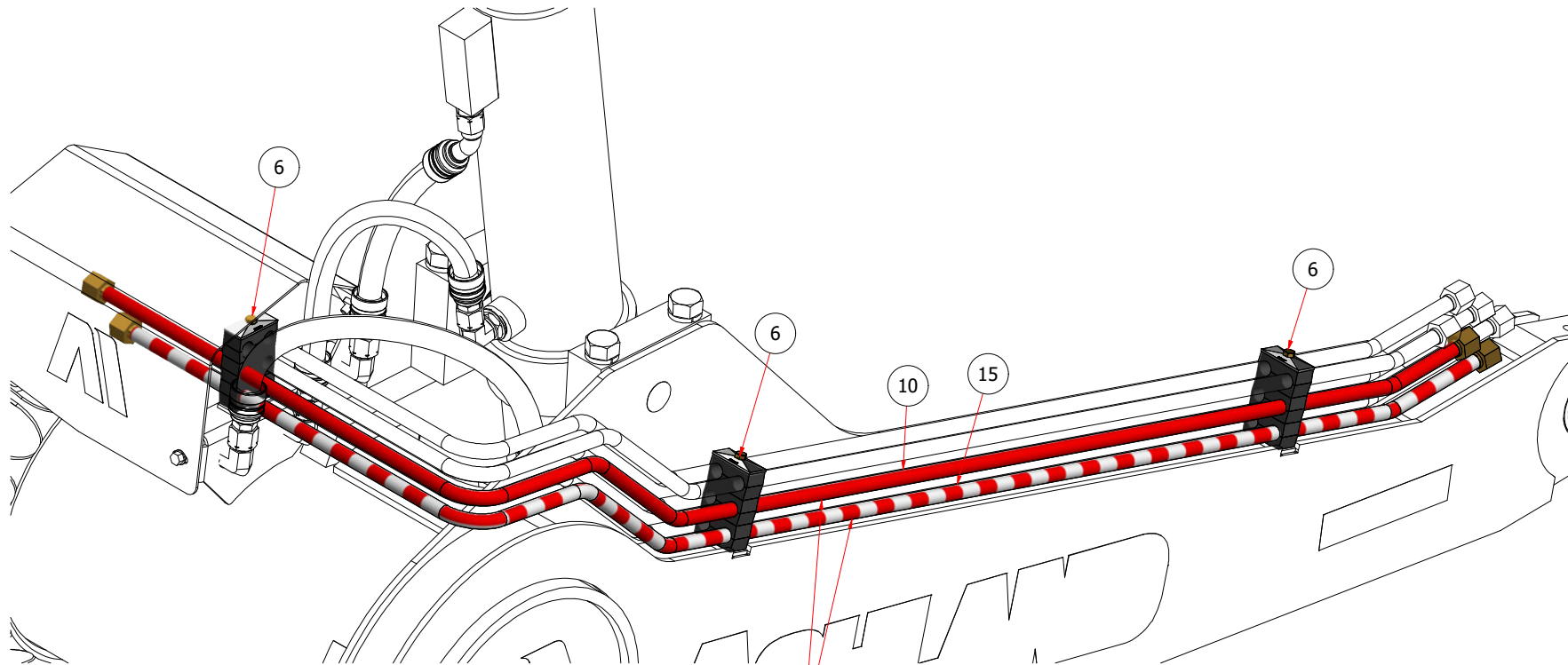
2101 2411-3413 TRAILING ARM, LEFT, EJECTOR  
(STANDARD LEAD)

#### KITS



#### 407610402 Kit

QTY	DESCRIPTION
1	Bolt Gr. 8 UNC 5/16" x 1-3/4"
6	Hose Clamp Half Twin 3D 19 mm
1	Pipe Clamps DIN 3015, Cover Plate 3D
2	Stacking Bolt 5/16-18 UNC
2	Twin Clamp Safety Locking Plate 2-3D



MODEL DEPENDANT, SEE PARTS LIST.

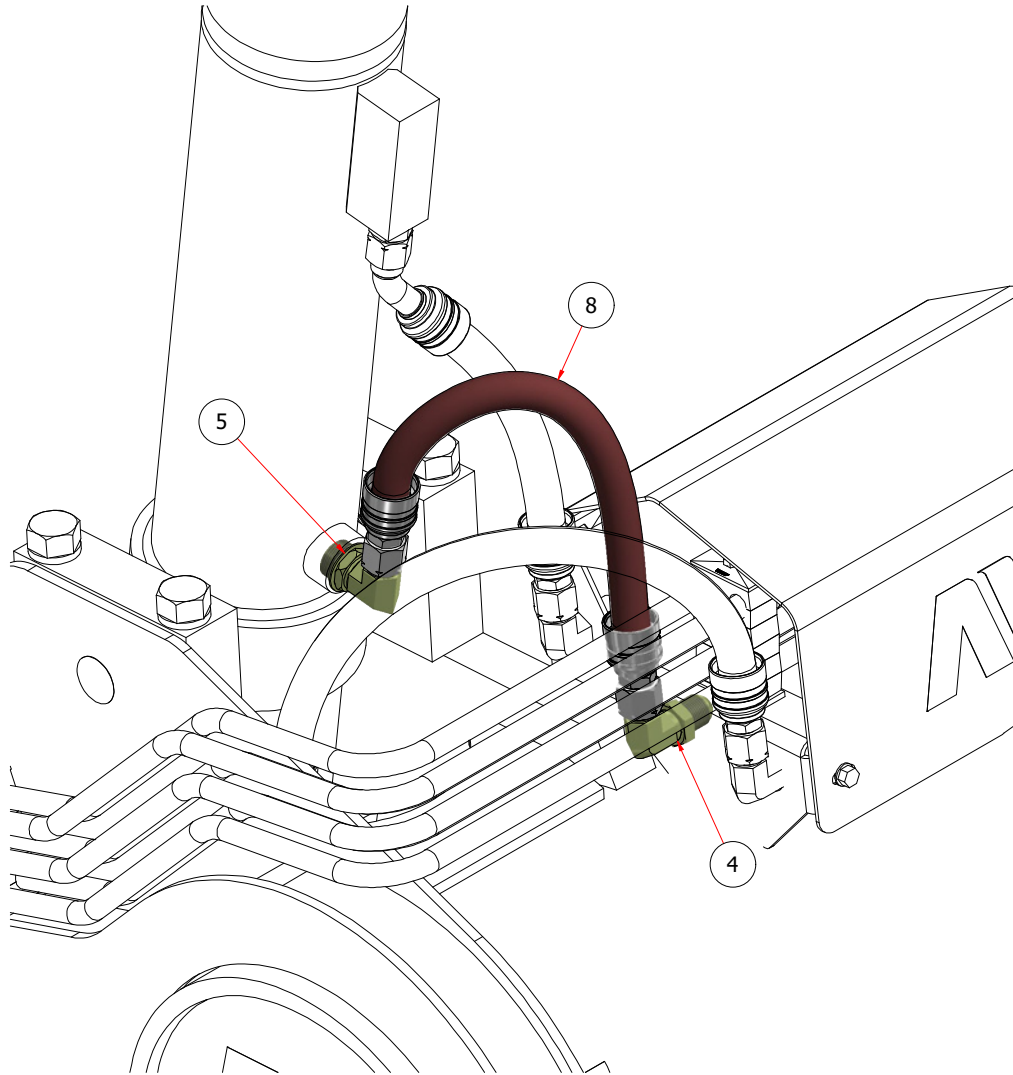
#### HYDRALIC COMPONENTS

ITEM	QTY	2411/2811	3013/3413	REV	DESCRIPTION
1	1	4071_12mb_12mj	-	0	Adapter MORB-12 x MJIC-12
2	1	4071_12mb_12mj90	-	0	Elbow 90 deg MORB-12 x MJIC-12
3	1	4071_12mb_PLUG_SKT	-	0	Plug, SAE12 MORB Hollow Hex
4	3	4071_12mj_12mj90_BH	-	0	BulkHead 90° MJIC-12 x MJIC-12
5	1	4071_16mb_12mj90	-	0	Elbow Adapter 90 deg MORB-16 x MJIC-12
6	3	407610402	-	0	Clamp Assembly (19 mm)
7	1	424_12_4_017.50E_12fjx_12fjx45	-	0	Hose Assembly
8	1	424_12_4_021.00E_12fjx_12fjx	-	0	Hose Assembly
9	1	424_12_4_030.00E_12fjx_12fjx	-	0	Hose Assembly
10	1	426002041	426002032	0	Tube Assembly
11	1	426002042	426002033	0	Tube Assembly
12	1	426002043	426002034	0	Tube Assembly
13	1	426003631	426002027	0	Tube Assembly
14	1	426003632	426002028	0	Tube Assembly
15	1	426003633	426002026	0	Tube Assembly

## SECTION 2.02

### HYDRAULICS

2101 2411-3413 TRAILING ARM, RIGHT, CUSHION RIDE  
(STANDARD LEAD)



#### HYDRALIC COMPONENTS

ITEM	QTY	2411/2811	3013/3413	REV	DESCRIPTION
1	1	4071_12mb_12mj	-	0	Adapter MORB-12 x MJIC-12
2	1	4071_12mb_12mj90	-	0	Elbow 90 deg MORB-12 x MJIC-12
3	1	4071_12mb_PLUG_SKT	-	0	Plug, SAE12 MORB Hollow Hex
4	3	4071_12mj_12mj90_BH	-	0	BulkHead 90° MJIC-12 x MJIC-12
5	1	4071_16mb_12mj90	-	0	Elbow Adapter 90 deg MORB-16 x MJIC-12
6	3	407610402	-	0	Clamp Assembly (19 mm)
7	1	424_12_4_017.50E_12fjx_12fjx45	-	0	Hose Assembly
8	1	424_12_4_021.00E_12fjx_12fjx	-	0	Hose Assembly
9	1	424_12_4_030.00E_12fjx_12fjx	-	0	Hose Assembly
10	1	426002038	426002029	0	Tube Assembly
11	1	426002039	426002030	0	Tube Assembly
12	1	426002040	426002031	0	Tube Assembly
13	1	426003628	426002024	0	Tube Assembly
14	1	426003629	426002025	0	Tube Assembly
15	1	426003630	426002023	0	Tube Assembly

# SECTION 2.02

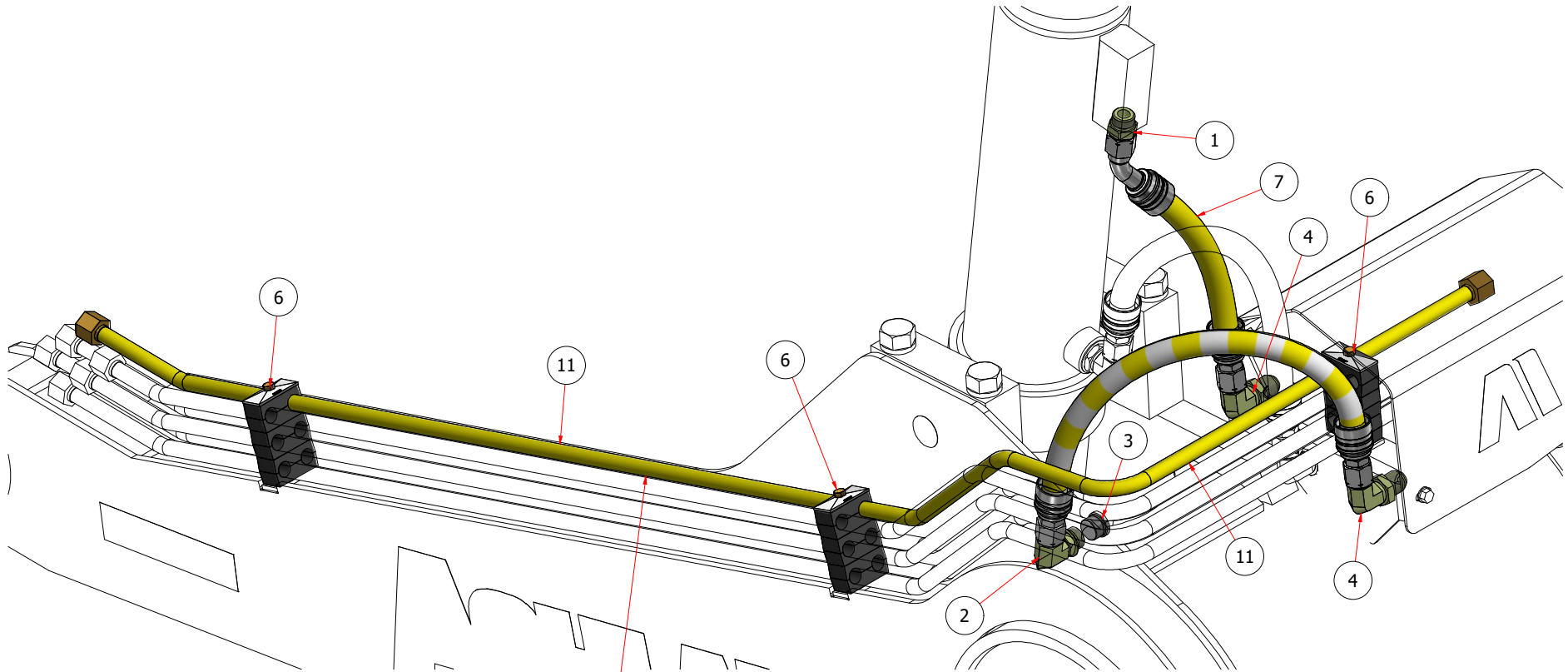
## HYDRAULICS

2101 2411-3413 TRAILING ARM, RIGHT, LIFT  
(STANDARD LEAD)

### KITS



407610402 Kit	
QTY	DESCRIPTION
1	Bolt Gr. 8 UNC 5/16" x 1-3/4"
6	Hose Clamp Half Twin 3D 19 mm
1	Pipe Clamps DIN 3015, Cover Plate 3D
2	Stacking Bolt 5/16-18 UNC
2	Twin Clamp Safety Locking Plate 2-3D



MODEL DEPENDANT, SEE PARTS LIST.

### HYDRAULIC COMPONENTS

ITEM	QTY	2411/2811	3013/3413	REV	DESCRIPTION
1	1	4071_12mb_12mj	-	0	Adapter MORB-12 x MJIC-12
2	1	4071_12mb_12mj90	-	0	Elbow 90 deg MORB-12 x MJIC-12
3	1	4071_12mb_PLUG_SKT	-	0	Plug, SAE12 MORB Hollow Hex
4	3	4071_12mj_12mj90_BH	-	0	BulkHead 90° MJIC-12 x MJIC-12
5	1	4071_16mb_12mj90	-	0	Elbow Adapter 90 deg MORB-16 x MJIC-12
6	3	407610402	-	0	Clamp Assembly (19 mm)
7	1	424_12_4_017.50E_12fjx_12fjx45	-	0	Hose Assembly
8	1	424_12_4_021.00E_12fjx_12fjx	-	0	Hose Assembly
9	1	424_12_4_030.00E_12fjx_12fjx	-	0	Hose Assembly
10	1	426002038	426002029	0	Tube Assembly
11	1	426002039	426002030	0	Tube Assembly
12	1	426002040	426002031	0	Tube Assembly
13	1	426003628	426002024	0	Tube Assembly
14	1	426003629	426002025	0	Tube Assembly
15	1	426003630	426002023	0	Tube Assembly



# SECTION 2.02

## HYDRAULICS

2101 2411-3413 TRAILING ARM, RIGHT, GATE  
(STANDARD LEAD)

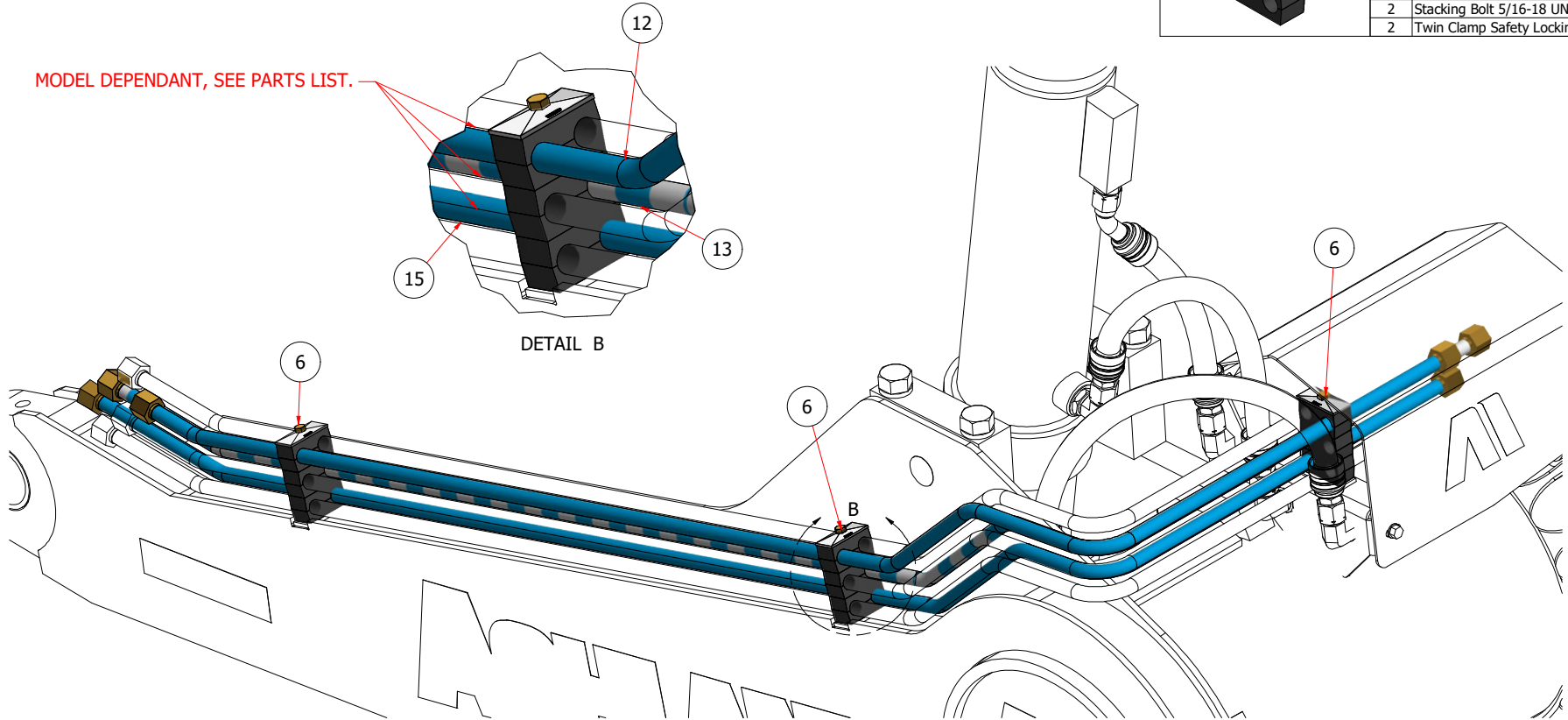
### KITS



#### 407610402 Kit

QTY	DESCRIPTION
1	Bolt Gr. 8 UNC 5/16" x 1-3/4"
6	Hose Clamp Half Twin 3D 19 mm
1	Pipe Clamps DIN 3015, Cover Plate 3D
2	Stacking Bolt 5/16-18 UNC
2	Twin Clamp Safety Locking Plate 2-3D

MODEL DEPENDANT, SEE PARTS LIST.



### HYDRAULIC COMPONENTS

ITEM	QTY	2411/2811	3013/3413	REV	DESCRIPTION
1	1	4071_12mb_12mj	-	0	Adapter MORB-12 x MJIC-12
2	1	4071_12mb_12mj90	-	0	Elbow 90 deg MORB-12 x MJIC-12
3	1	4071_12mb_PLUG_SKT	-	0	Plug, SAE12 MORB Hollow Hex
4	3	4071_12mj_12mj90_BH	-	0	BulkHead 90° MJIC-12 x MJIC-12
5	1	4071_16mb_12mj90	-	0	Elbow Adapter 90 deg MORB-16 x MJIC-12
6	3	407610402	-	0	Clamp Assembly (19 mm)
7	1	424_12_4_017.50E_12fjx 12fjx45	-	0	Hose Assembly
8	1	424_12_4_021.00E_12fjx 12fjx	-	0	Hose Assembly
9	1	424_12_4_030.00E_12fjx 12fjx	-	0	Hose Assembly
10	1	426002038	426002029	0	Tube Assembly
11	1	426002039	426002030	0	Tube Assembly
12	1	426002040	426002031	0	Tube Assembly
13	1	426003628	426002024	0	Tube Assembly
14	1	426003629	426002025	0	Tube Assembly
15	1	426003630	426002023	0	Tube Assembly

## SECTION 2.02

### HYDRAULICS

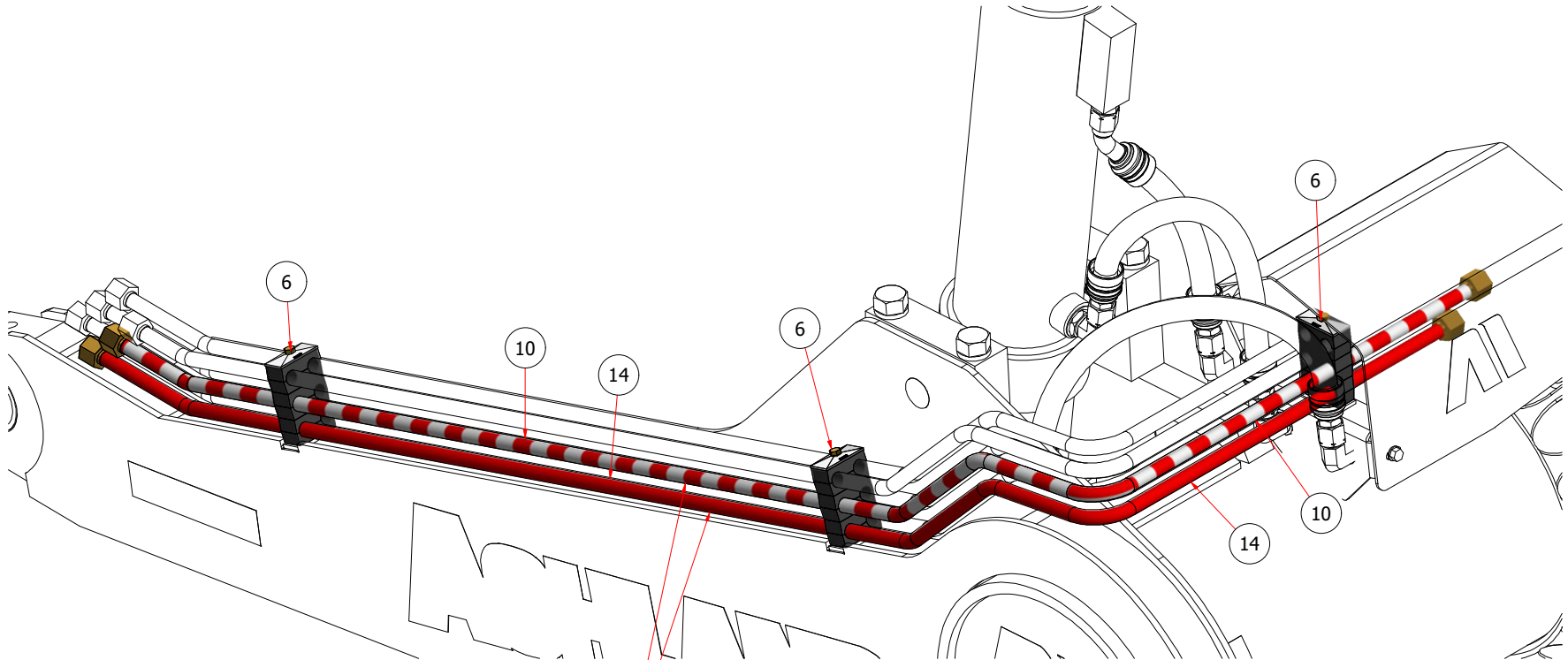
2101 2411-3413 TRAILING ARM, RIGHT, EJECTOR  
(STANDARD LEAD)

#### KITS



#### 407610402 Kit

QTY	DESCRIPTION
1	Bolt Gr. 8 UNC 5/16" x 1-3/4"
6	Hose Clamp Half Twin 3D 19 mm
1	Pipe Clamps DIN 3015, Cover Plate 3D
2	Stacking Bolt 5/16-18 UNC
2	Twin Clamp Safety Locking Plate 2-3D



MODEL DEPENDANT, SEE PARTS LIST.

#### HYDRAULIC COMPONENTS

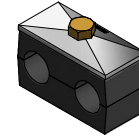
ITEM	QTY	2411/2811	3013/3413	REV	DESCRIPTION
1	1	4071_12mb_12mj	-	0	Adapter MORB-12 x MJIC-12
2	1	4071_12mb_12mj90	-	0	Elbow 90 deg MORB-12 x MJIC-12
3	1	4071_12mb_PLUG_SKT	-	0	Plug, SAE12 MORB Hollow Hex
4	3	4071_12mj_12mj90_BH	-	0	BulkHead 90° MJIC-12 x MJIC-12
5	1	4071_16mb_12mj90	-	0	Elbow Adapter 90 deg MORB-16 x MJIC-12
6	3	407610402	-	0	Clamp Assembly (19 mm)
7	1	424_12_4_017.50E_12fjx 12fjx45	-	0	Hose Assembly
8	1	424_12_4_021.00E_12fjx 12fjx	-	0	Hose Assembly
9	1	424_12_4_030.00E_12fjx 12fjx	-	0	Hose Assembly
10	1	426002038	426002029	0	Tube Assembly
11	1	426002039	426002030	0	Tube Assembly
12	1	426002040	426002031	0	Tube Assembly
13	1	426003628	426002024	0	Tube Assembly
14	1	426003629	426002025	0	Tube Assembly
15	1	426003630	426002023	0	Tube Assembly

# SECTION 2.03

## HYDRAULICS

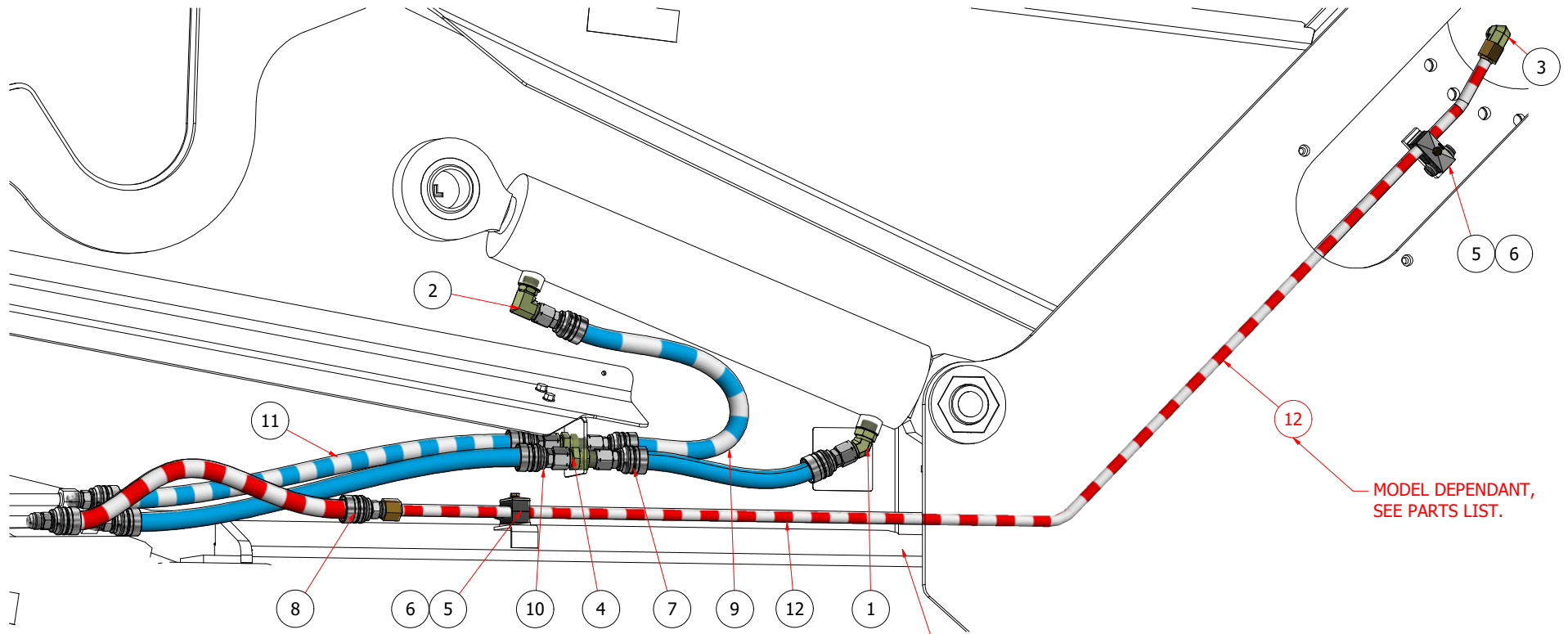
2101 2411-3413 SIDEWALL, LEFT  
(STANDARD SINGLE)

### KITS



407610400

QTY	DESCRIPTION
1	Bolt Gr. 8 UNC 5/16" x 1-3/4"
2	Hose Clamp Half Twin 3D 19 mm
1	Pipe Clamps Twin Series, Cover Plate



### HYDRAULIC COMPONENTS

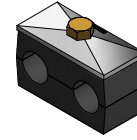
ITEM	QTY	2411/3013	2811/3413	REV	DESCRIPTION
1	1	4071_12mb_12mj45	-	0	Elbow Adapter 45 deg MORB-12 x MJIC-12
2	1	4071_12mb_12mj90	-	0	Elbow 90 deg MORB-12 x MJIC-12
3	1	4071_12mj_12mj90	-	0	Adapter 90° MJIC-12 x MJIC-12
4	2	4071_12mj_12mj_BH	-	0	BulkHead Nipple MJIC-12 x MJIC-12
5	3	407610400	-	0	Clamp Assembly (19 mm)
6	3	4076_CS_0750	-	0	Tube_Clamp Spacer (K 3/4" Bead)
7	1	424_12_4_019.00E_12fjx_12fjx	-	0	Hose Assembly
8	1	424_12_4_028.00E_12mj_12mj	-	0	Hose Assembly
9	1	424_12_4_029.50E_12fjx_12fjx	-	0	Hose Assembly
10	1	424_12_4_033.00E_12mj_12fjx	-	0	Hose Assembly
11	1	424_12_4_035.00E_12mj_12fjx	-	0	Hose Assembly
12	1	426003604	426003621	1	REAR PUSH OFF HARD LINE ASSEMBLY

# SECTION 2.03

## HYDRAULICS

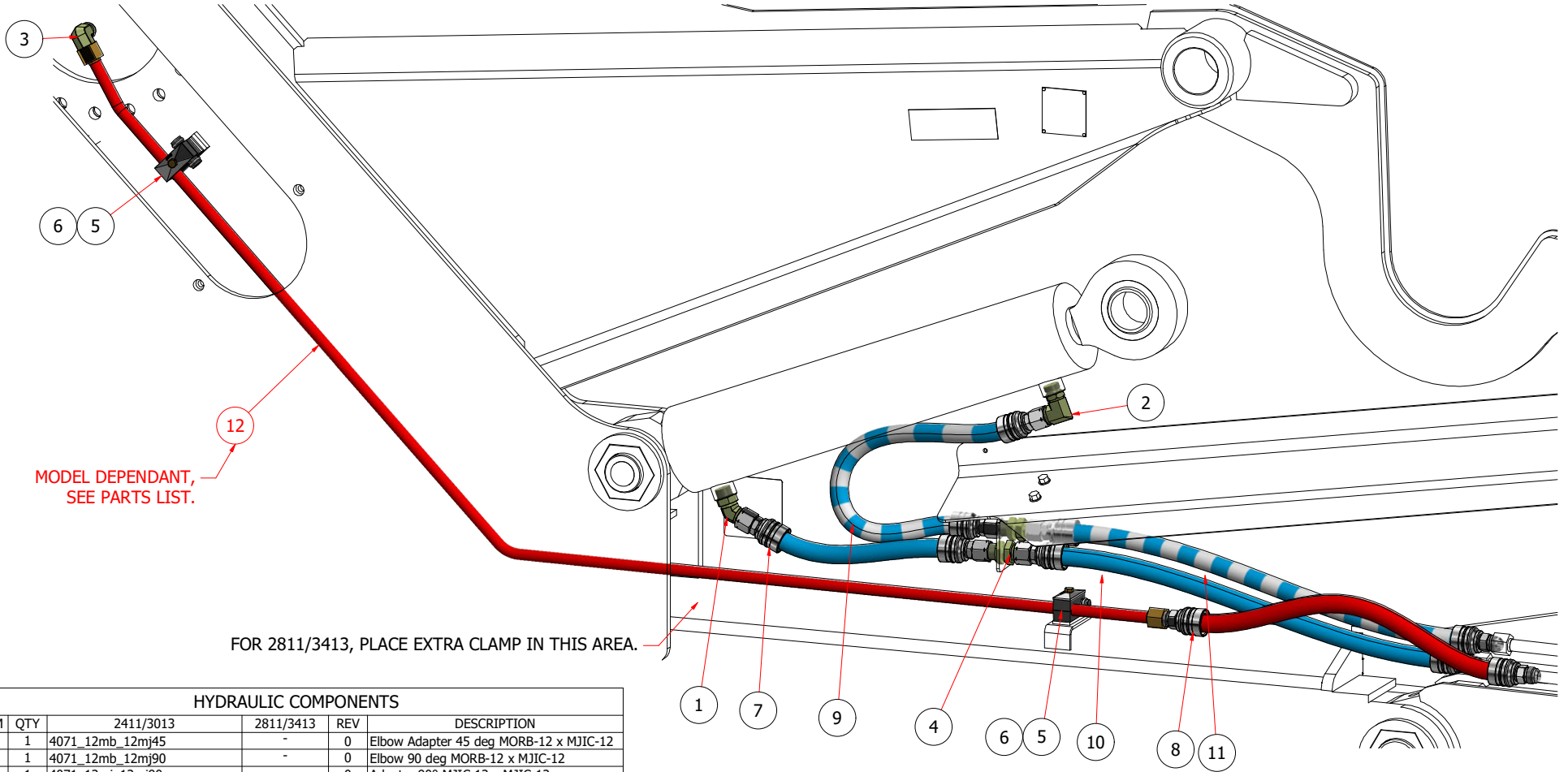
2101 2411-3413 SIDEWALL, RIGHT  
(STANDARD SINGLE)

### KITS



407610400

QTY	DESCRIPTION
1	Bolt Gr. 8 UNC 5/16" x 1-3/4"
2	Hose Clamp Half Twin 3D 19 mm
1	Pipe Clamps Twin Series, Cover Plate



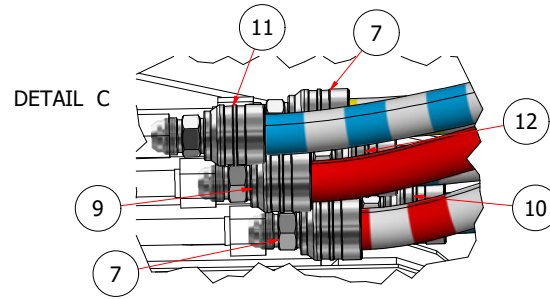
### HYDRAULIC COMPONENTS

ITEM	QTY	2411/3013	2811/3413	REV	DESCRIPTION
1	1	4071_12mb_12mj45	-	0	Elbow Adapter 45 deg MORB-12 x MJIC-12
2	1	4071_12mb_12mj90	-	0	Elbow 90 deg MORB-12 x MJIC-12
3	1	4071_12mj_12mj90	-	0	Adapter 90° MJIC-12 x MJIC-12
4	2	4071_12mj_12mj_BH	-	0	BulkHead Nipple MJIC-12 x MJIC-12
5	3	407610400	-	0	Clamp Assembly (19 mm)
6	3	4076_CS_0750	-	0	Tube_Clamp Spacer (K 3/4" Bead)
7	1	424_12_4_019.00E_12fjx 12fjx	-	0	Hose Assembly
8	1	424_12_4_028.00E_12mj 12mj	-	0	Hose Assembly
9	1	424_12_4_029.50E_12fjx 12fjx	-	0	Hose Assembly
10	1	424_12_4_033.00E_12mj 12fjx	-	0	Hose Assembly
11	1	424_12_4_035.00E_12mj 12fjx	-	0	Hose Assembly
12	1	426003604	426003621	1	REAR PUSH OFF HARD LINE ASSEMBLY

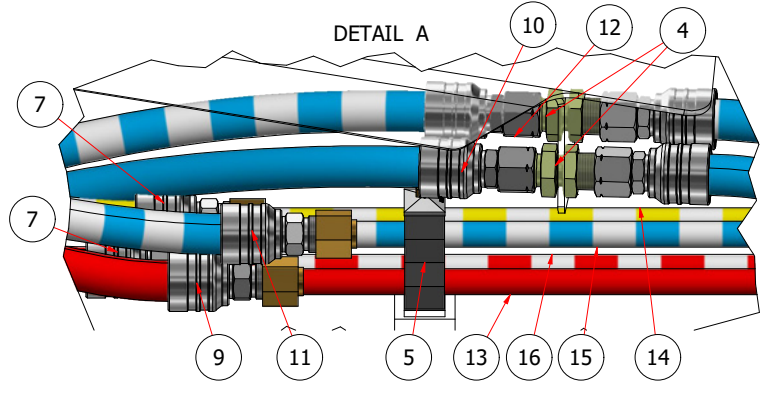
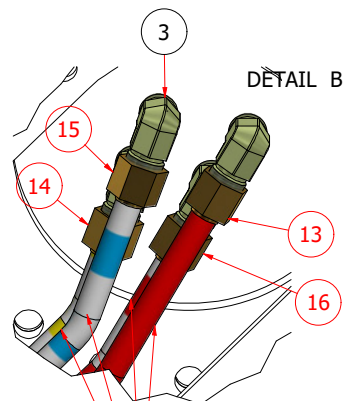
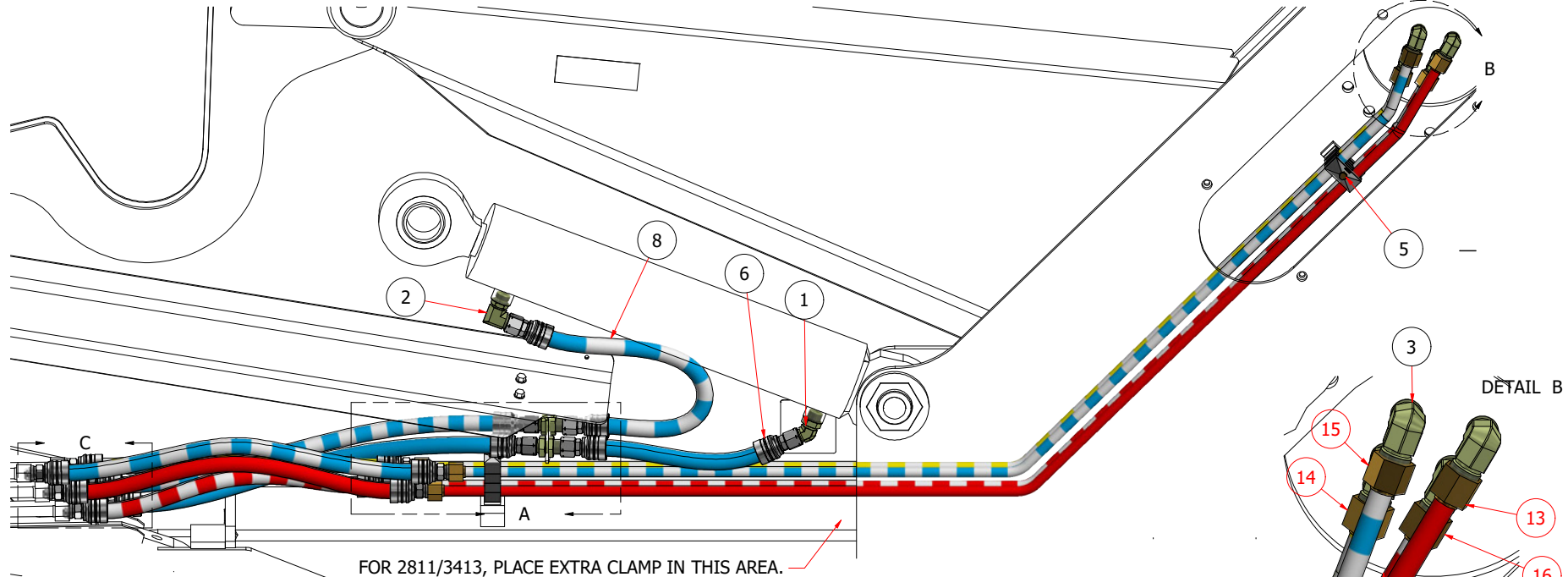
# SECTION 2.03

## HYDRAULICS

2101 2411-3413 SIDEWALL, LEFT  
(STANDARD LEAD)



KITS	
407610401	
QTY	DESCRIPTION
1	Bolt Gr. 8 UNC 5/16" x 1-3/4"
4	Hose Clamp Half Twin 3D 19 mm
1	Pipe Clamps Twin Series, Cover Plate
1	Stacking Bolt 5/16-18 UNC
1	Pipe Clamps DIN 3015, Cover Plate 3D



MODEL DEPENDANT,  
SEE PARTS LIST.

### HYDRAULIC COMPONENTS

ITEM	QTY	2411/3013	2811/3413	REV	DESCRIPTION
1	1	4071_12mb_12mj45	-	0	Elbow Adapter 45 deg MORB-12 x MJIC-12
2	1	4071_12mb_12mj90	-	0	Elbow 90 deg MORB-12 x MJIC-12
3	4	4071_12mj_12mj90	-	0	Adapter 90° MJIC-12 x MJIC-12
4	2	4071_12mj_12mj_BH	-	0	BulkHead Nipple MJIC-12 x MJIC-12
5	3	407610401	-	0	Clamp Assembly (19 mm)
6	1	424_12_4_019.00E_12fjx 12fjx	-	0	Hose Assembly
7	2	424_12_4_028.00E_12mj 12mj	-	0	Hose Assembly
8	1	424_12_4_029.50E_12fjx 12fjx	-	0	Hose Assembly
9	1	424_12_4_031.00E_12mj 12mj	-	0	Hose Assembly
10	1	424_12_4_033.00E_12mj 12fjx	-	0	Hose Assembly
11	1	424_12_4_033.00E_12mj 12mj	-	0	Hose Assembly
12	1	424_12_4_035.00E_12mj 12fjx	-	0	Hose Assembly
13	1	426002035	426003635	0	Tube Assembly
14	1	426002036	426003634	0	Tube Assembly
15	1	426002037	426003636	0	Tube Assembly
16	1	426003604	426003621	1	Tube Assembly

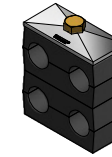


# SECTION 2.03

## HYDRAULICS

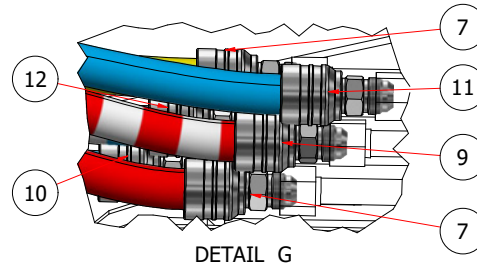
2101 2411-3413 SIDEWALL, RIGHT  
(STANDARD LEAD)

### KITS

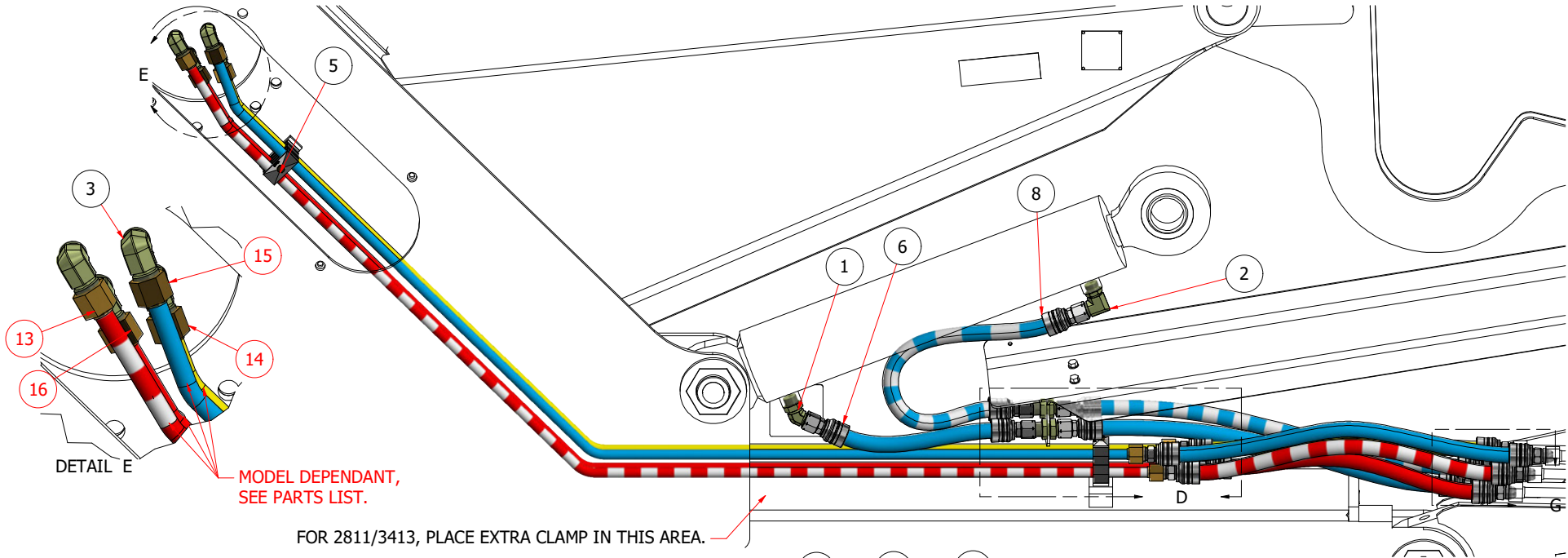


407610401

QTY	DESCRIPTION
1	Bolt Gr. 8 UNC 5/16" x 1-3/4"
4	Hose Clamp Half Twin 3D 19 mm
1	Pipe Clamps Twin Series, Cover Plate
1	Stacking Bolt 5/16-18 UNC
1	Pipe Clamps DIN 3015, Cover Plate 3D

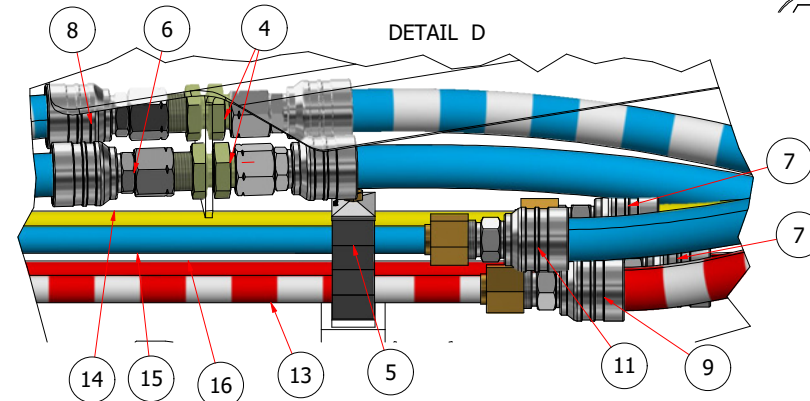


DETAIL G



MODEL DEPENDANT,  
SEE PARTS LIST.

FOR 2811/3413, PLACE EXTRA CLAMP IN THIS AREA.



DETAIL D

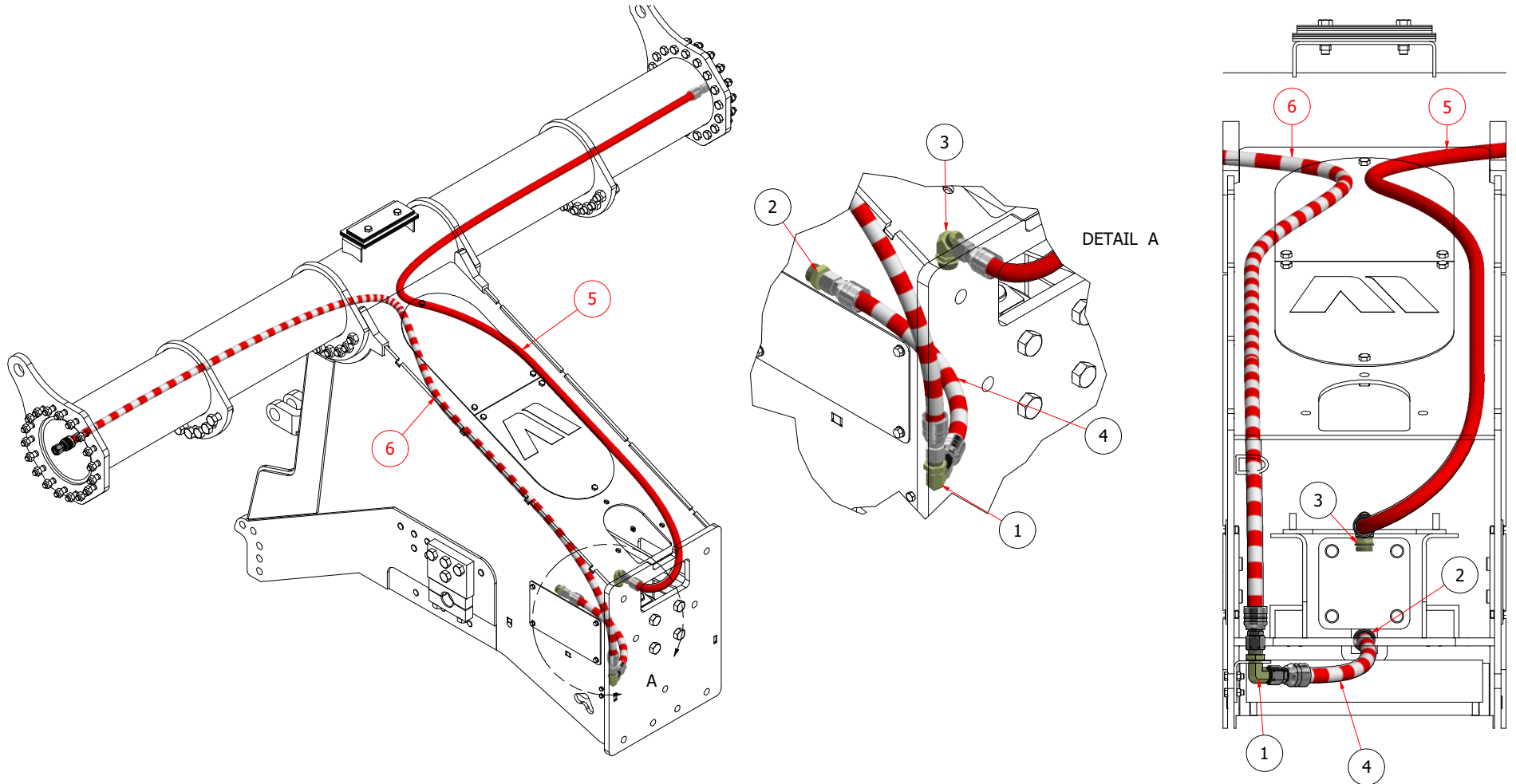
### HYDRAULIC COMPONENTS

ITEM	QTY	2411/3013	2811/3413	REV	DESCRIPTION
1	1	4071_12mb_12mj45	-	0	Elbow Adapter 45 deg MORB-12 x MJIC-12
2	1	4071_12mb_12mj90	-	0	Elbow 90 deg MORB-12 x MJIC-12
3	4	4071_12mj_12mj90	-	0	Adapter 90° MJIC-12 x MJIC-12
4	2	4071_12mj_12mj_BH	-	0	BulkHead Nipple MJIC-12 x MJIC-12
5	3	407610401	-	0	Clamp Assembly (19 mm)
6	1	424_12_4_019.00E_12fjx 12fjx	-	0	Hose Assembly
7	2	424_12_4_028.00E_12mj 12mj	-	0	Hose Assembly
8	1	424_12_4_029.50E_12fjx 12fjx	-	0	Hose Assembly
9	1	424_12_4_031.00E_12mj 12mj	-	0	Hose Assembly
10	1	424_12_4_033.00E_12mj 12fjx	-	0	Hose Assembly
11	1	424_12_4_033.00E_12mj 12mj	-	0	Hose Assembly
12	1	424_12_4_035.00E_12mj 12fjx	-	0	Hose Assembly
13	1	426002035	426003635	0	Tube Assembly
14	1	426002036	426003634	0	Tube Assembly
15	1	426002037	426003636	0	Tube Assembly
16	1	426003604	426003621	1	Tube Assembly

# SECTION 2.04

## HYDRAULICS

2101 2411-3413 TAIL  
(STANDARD SINGLE)



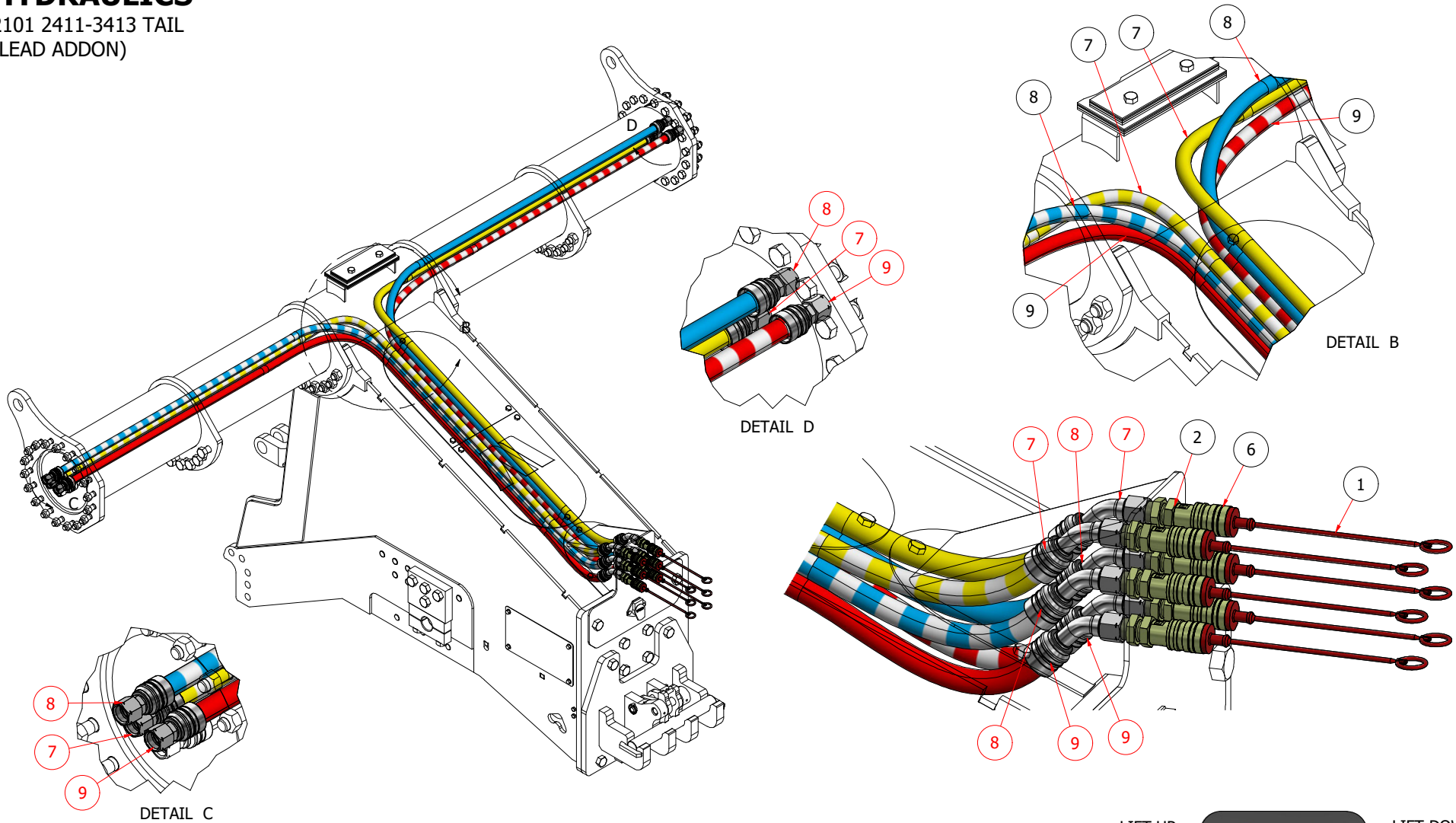
HYDRAULIC COMPONENTS

ITEM	QTY	2411	2811	3013	3413	REV	DESCRIPTION
1	1	4071_12mj_12mj90_BH	-	-	-	0	BulkHead 90° MJIC-12 x MJIC-12
2	1	4071_16mb_12mj	-	-	-	0	Adapter MORB-16 x MJIC-12
3	1	4071_16mb_12mj45	-	-	-	0	Elbow 45 deg MORB-16 x MJIC-12
4	1	424_12_4_022.00E_12fjx 12fjx	-	-	-	0	Hose Assembly
5	1	424_12_4_130.00E_12fjx 12fjx	424_12_4_140.00E_12fjx 12fjx	424_12_4_142.00E_12fjx 12fjx	424_12_4_152.00E_12fjx 12fjx	0	Hose Assembly
6	1	424_12_4_134.00E_12fjx 12fjx	424_12_4_144.00E_12fjx 12fjx	424_12_4_146.00E_12fjx 12fjx	424_12_4_156.00E_12fjx 12fjx	0	Hose Assembly

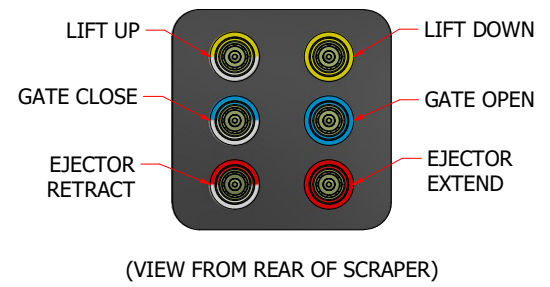
# SECTION 2.04

## HYDRAULICS

2101 2411-3413 TAIL  
(LEAD ADDON)



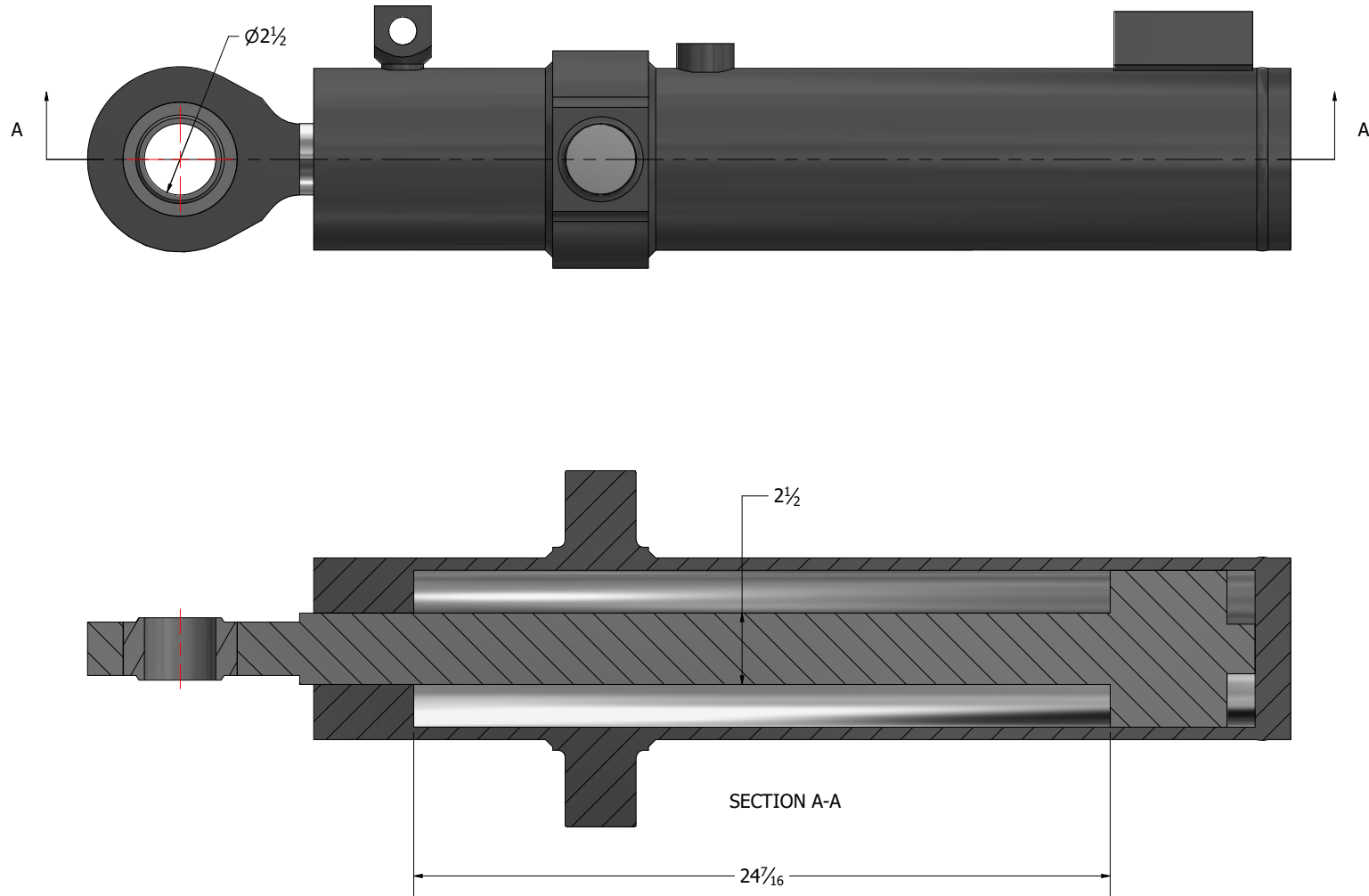
HYDRAULIC COMPONENTS						
ITEM	QTY	2411	2811	3013	3413	REV DESCRIPTION
1	6	407000059	-	-	-	0 Coupler Plug 1/2"
2	6	4071_12mj_12mb_BH	-	-	-	0 BulkHead MJIC-12 x MORB-12
3	1	4071_12mj_12mj90_BH	-	-	-	0 BulkHead 90° MJIC-12 x MJIC-12
4	1	4071_16mb_12mj	-	-	-	0 Adapter MORB-16 x MJIC-12
5	1	4071_16mb_12mj45	-	-	-	0 Elbow 45 deg MORB-16 x MJIC-12
6	6	407300088	-	-	-	0 Coupler Pioneer Ag 1/2" Body ORB-12
7	2	424_12_4_122.00E_12fjx 12fjx45	424_12_4_132.00E_12fjx 12fjx45	424_12_4_134.00E_12fjx 12fjx45	424_12_4_144.00E_12fjx 12fjx45	0 Hose Assembly
8	2	424_12_4_125.50E_12fjx 12fjx45	424_12_4_135.50E_12fjx 12fjx45	424_12_4_137.50E_12fjx 12fjx45	424_12_4_147.50E_12fjx 12fjx45	0 Hose Assembly
9	2	424_12_4_129.00E_12fjx 12fjx45	424_12_4_139.00E_12fjx 12fjx45	424_12_4_141.00E_12fjx 12fjx45	424_12_4_151.00E_12fjx 12fjx45	0 Hose Assembly



**SECTION 3.00**

**HYDRAULIC CYLINDERS**

2101 2411/2811 LIFT CYLINDER



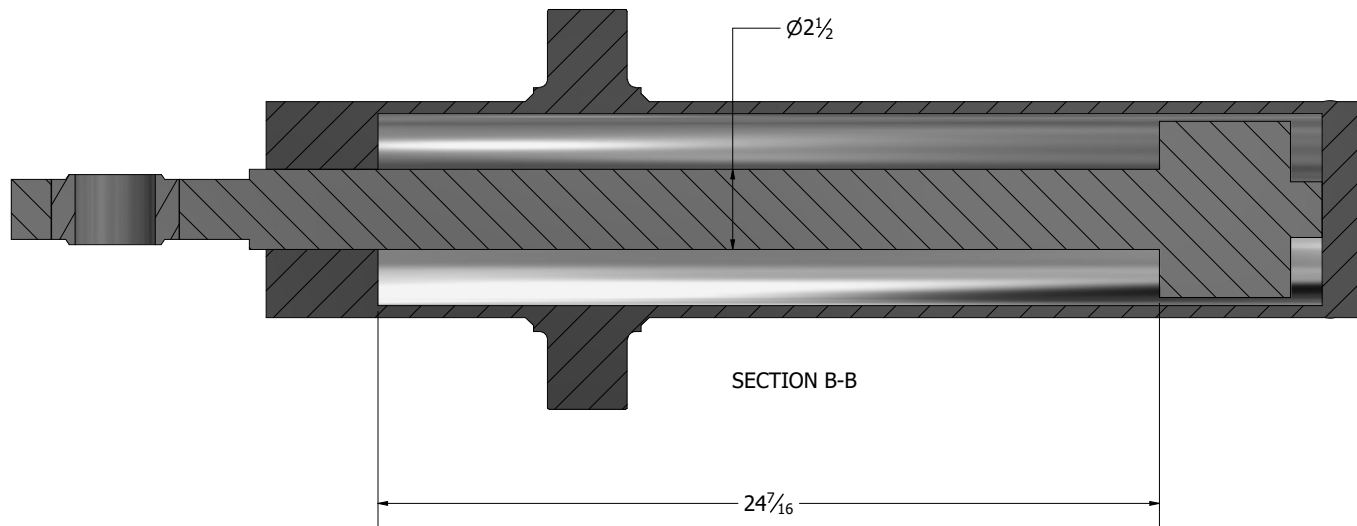
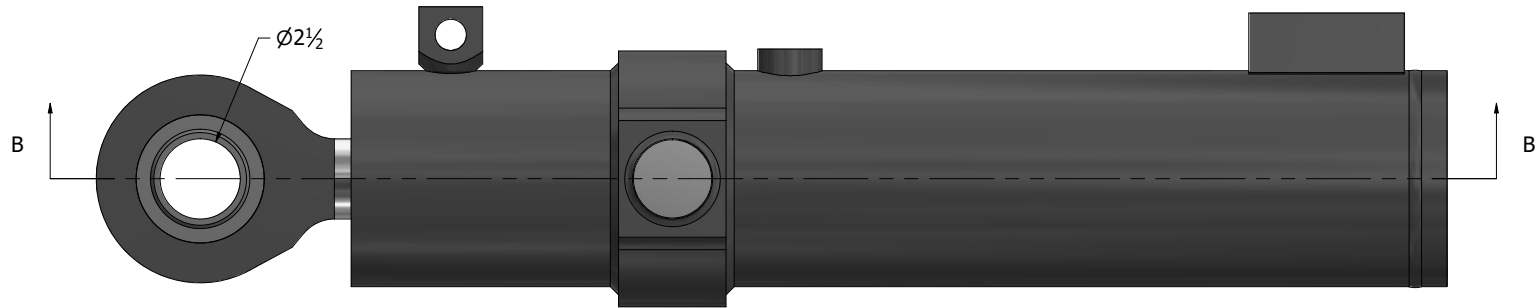
Seal Kit # 431972P  
Ashland 400731 (RR 150572)

401100032

**SECTION 3.00**

**HYDRAULIC CYLINDERS**

2101 3013/3413 LIFT CYLINDER



Seal Kit # 432540P  
Ashland 400732 (RR 160467)

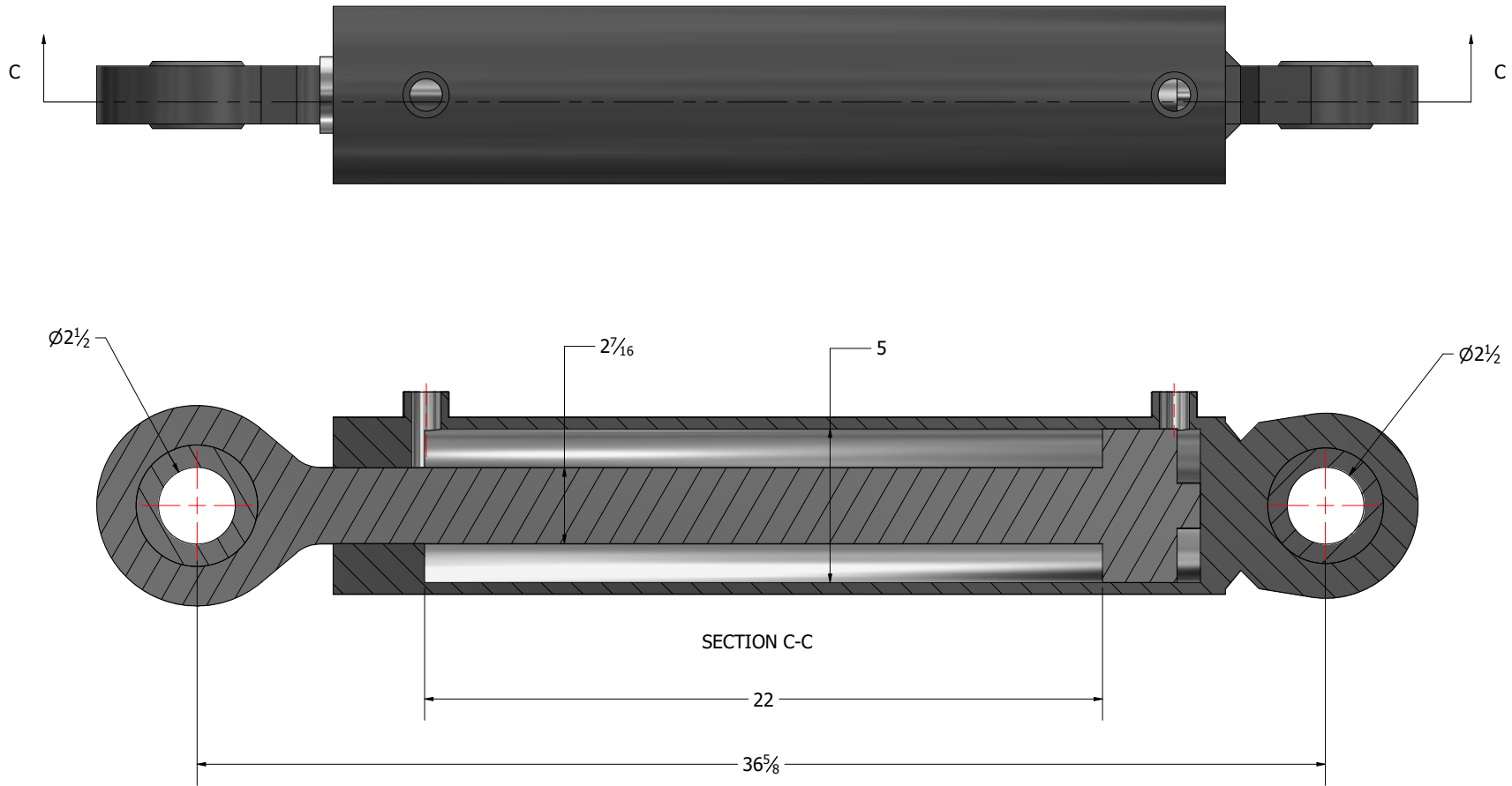
401100033



**SECTION 3.00**

**HYDRAULIC CYLINDERS**

2101 2411-3413 GATE CYLINDER



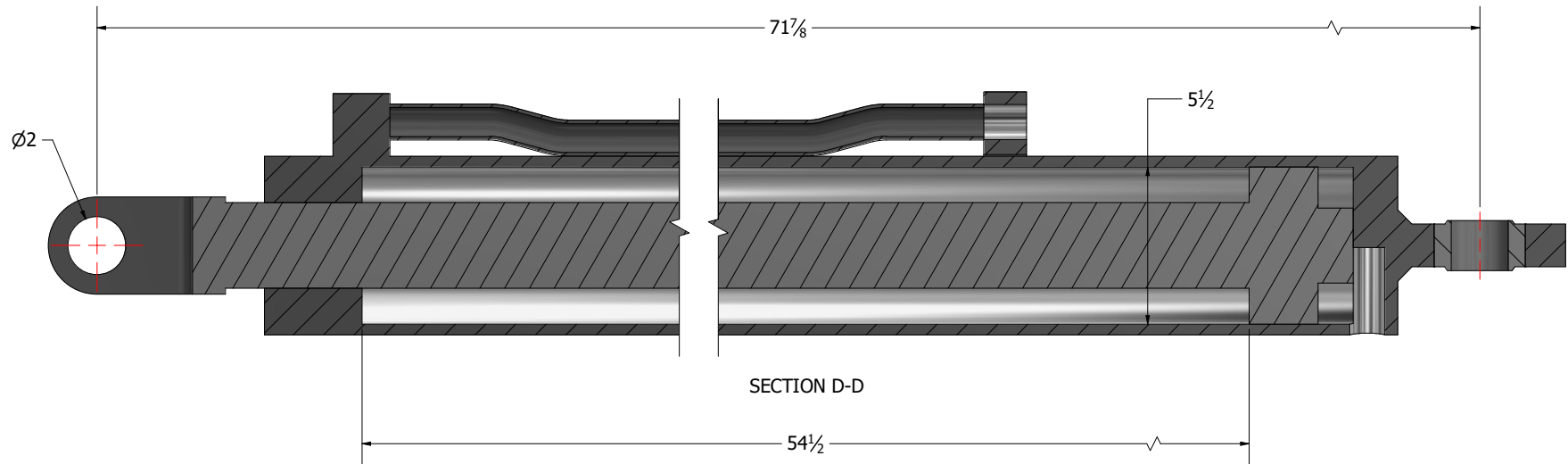
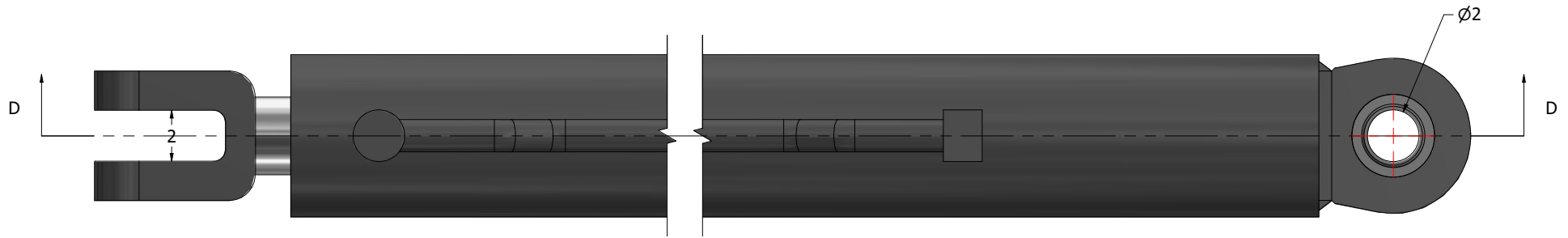
Seal Kit # 432288P  
Ashland 400592 (RR 150543)

401200020

**SECTION 3.00**

**HYDRAULIC CYLINDERS**

2101 2411/2811 EJECTOR CYLINDER



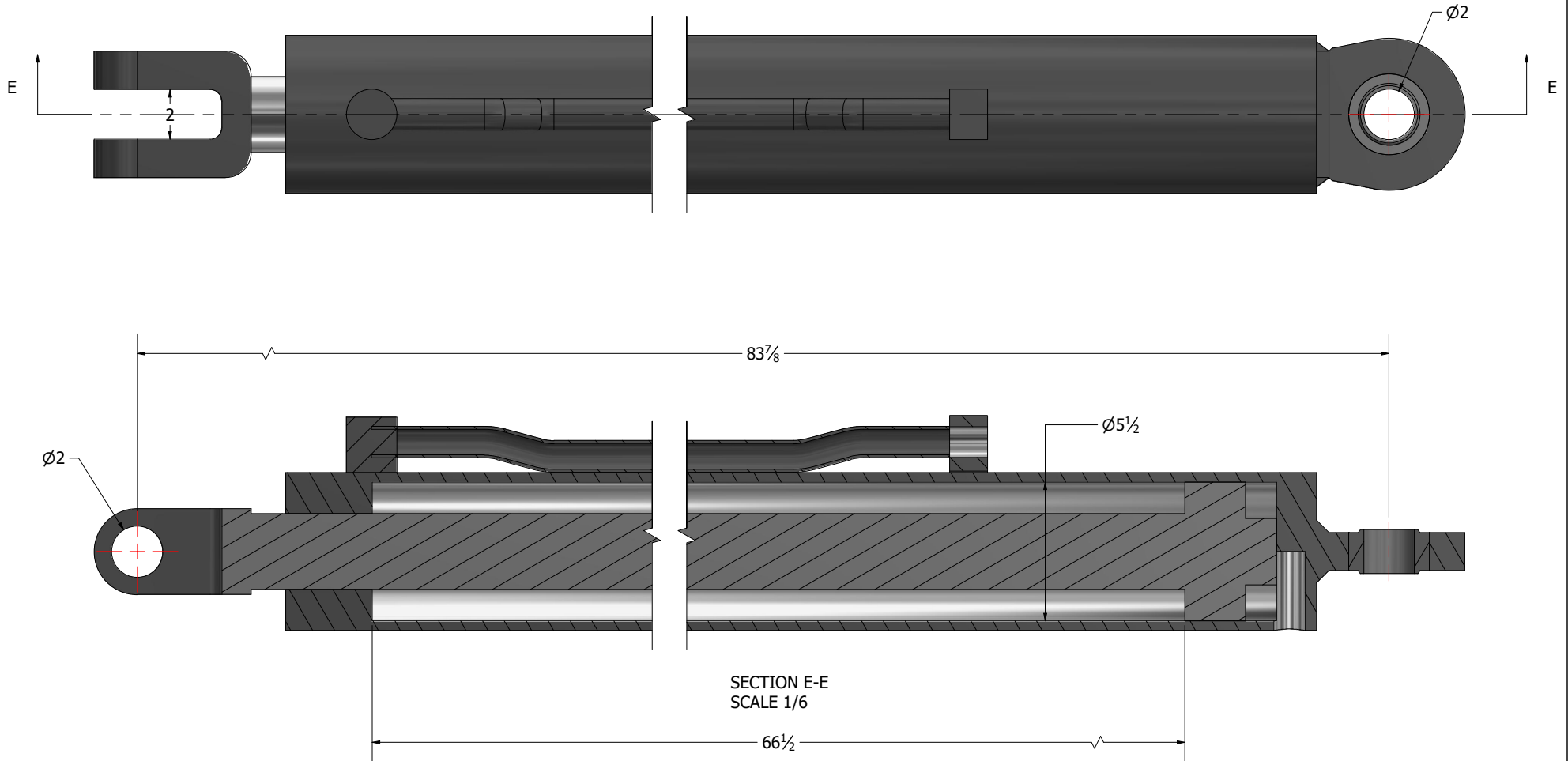
Seal Kit # 432406P  
Ashland 400721 (RR 150571)

401300036

# SECTION 3.00

## HYDRAULIC CYLINDERS

2101 3013/3413 EJECTOR CYLINDER



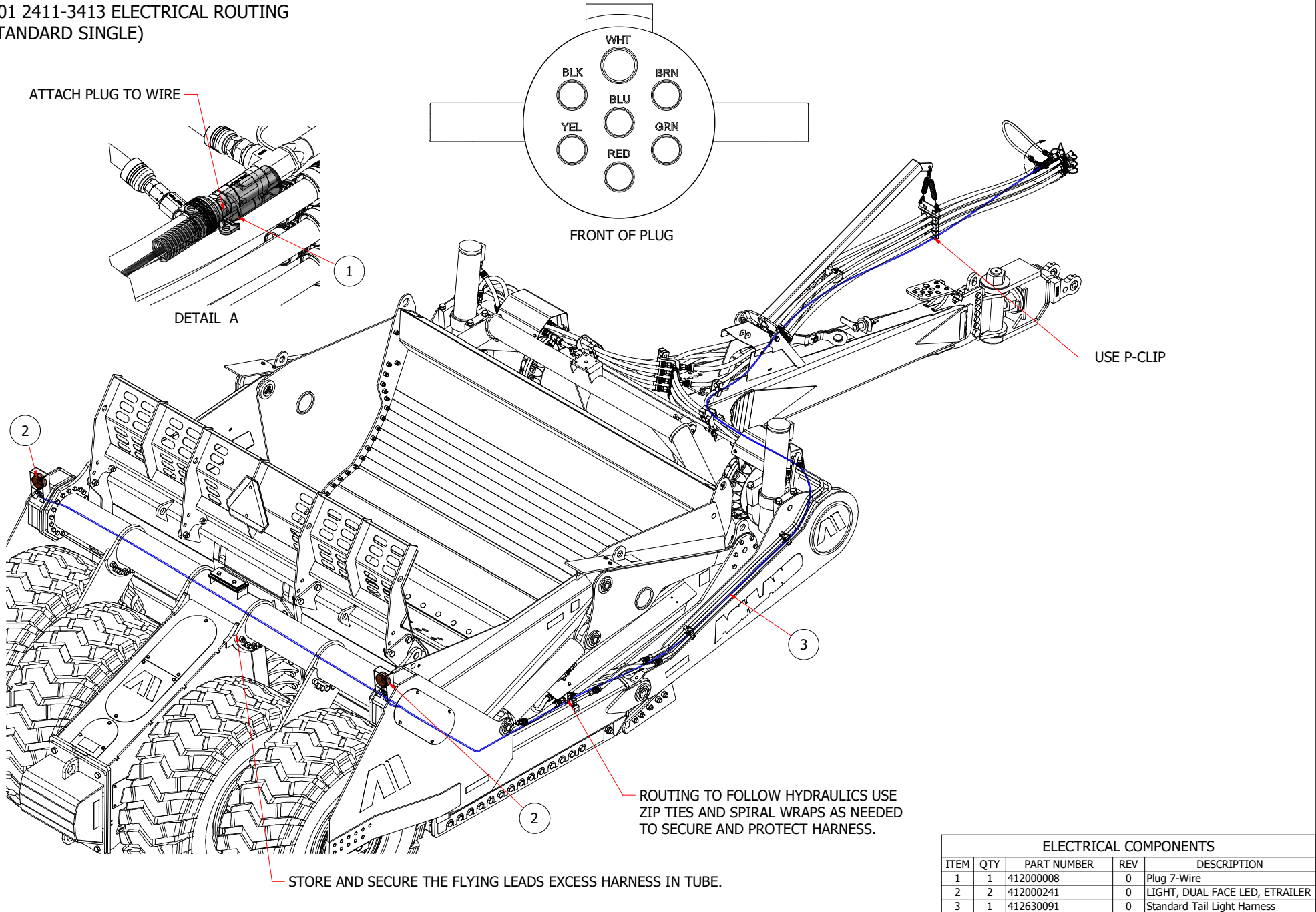
Seal Kit # 432406P  
Ashland 400586 (RR 150542)

401300040

# SECTION 4.00

## ELECTRICAL

2101 2411-3413 ELECTRICAL ROUTING  
(STANDARD SINGLE)



ELECTRICAL COMPONENTS				
ITEM	QTY	PART NUMBER	REV	DESCRIPTION
1	1	412000008	0	Plug 7-Wire
2	2	412000241	0	LIGHT, DUAL FACE LED, ETRAILER
3	1	412630091	0	Standard Tail Light Harness

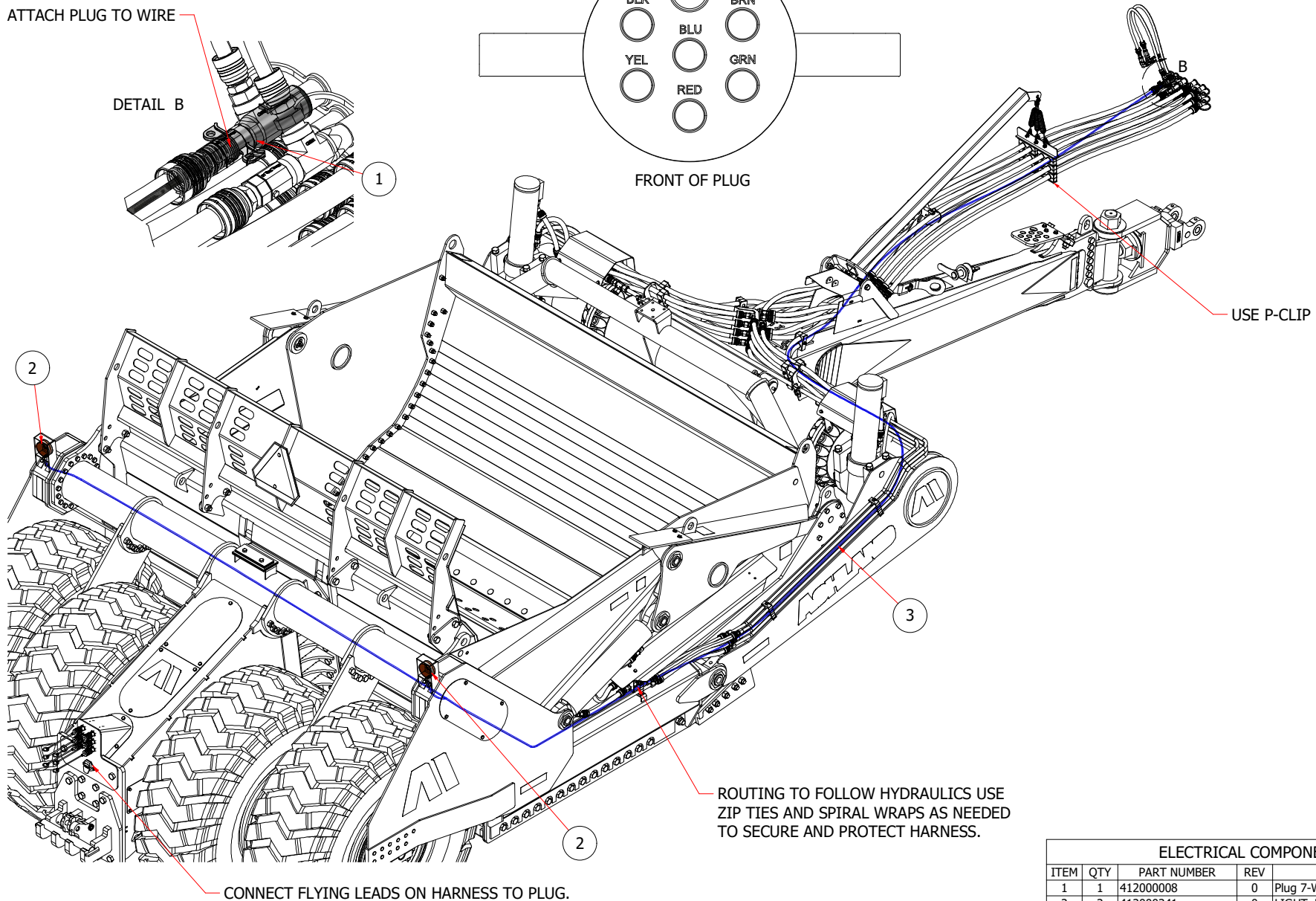
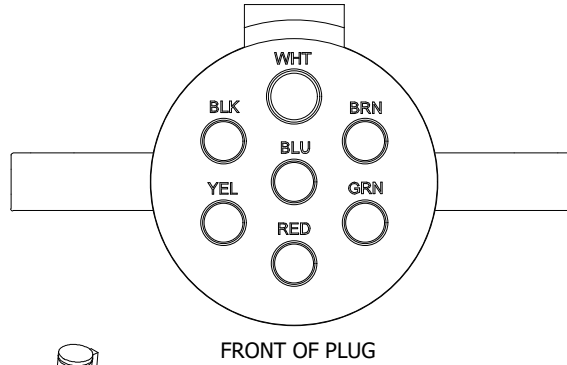
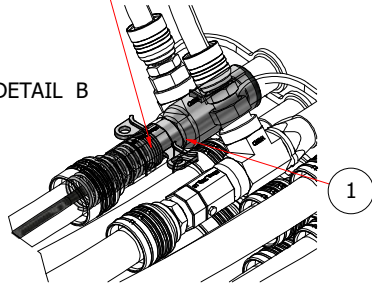
# SECTION 4.00

## ELECTRICAL

### 2101 2411-3413 ELECTRICAL ROUTING (STANDARD LEAD)

ATTACH PLUG TO WIRE

DETAIL B



#### ELECTRICAL COMPONENTS

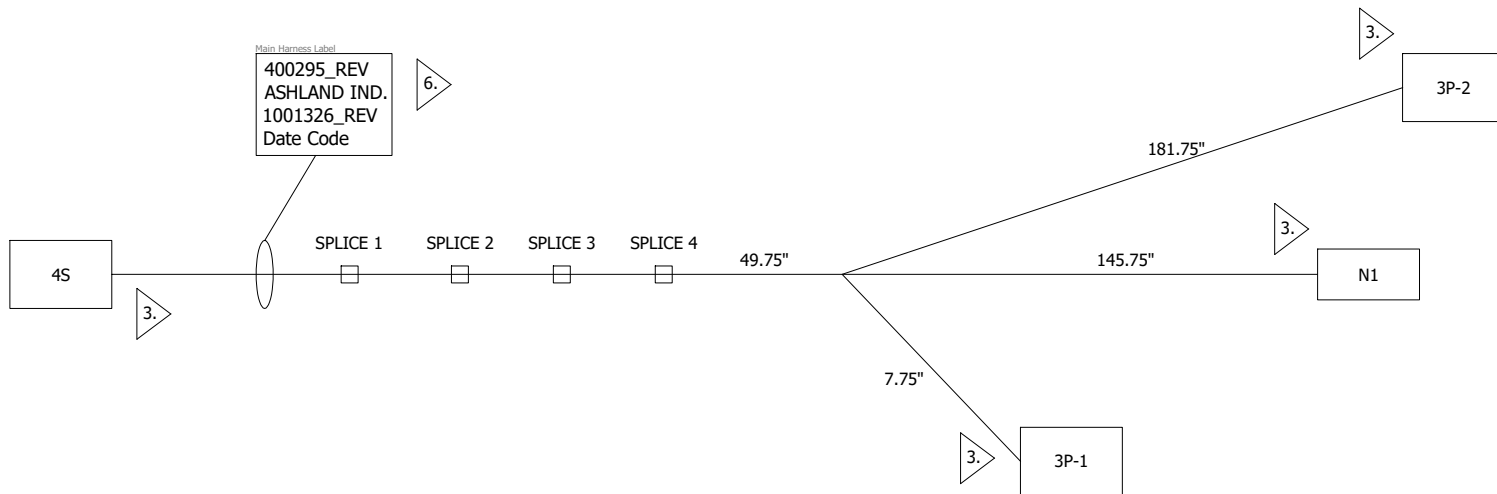
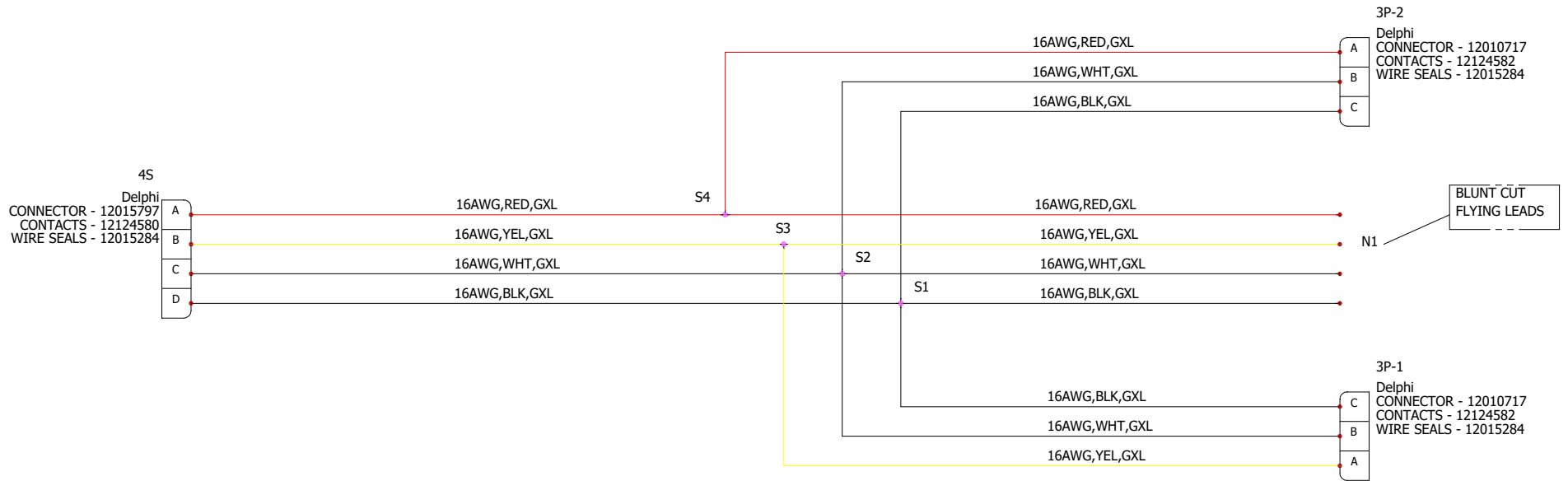
ITEM	QTY	PART NUMBER	REV	DESCRIPTION
1	1	412000008	0	Plug 7-Wire
2	2	412000241	0	LIGHT, DUAL FACE LED, ETRAILER
3	1	412630091	0	Standard Tail Light Harness



# SECTION 4.00

## ELECTRICAL

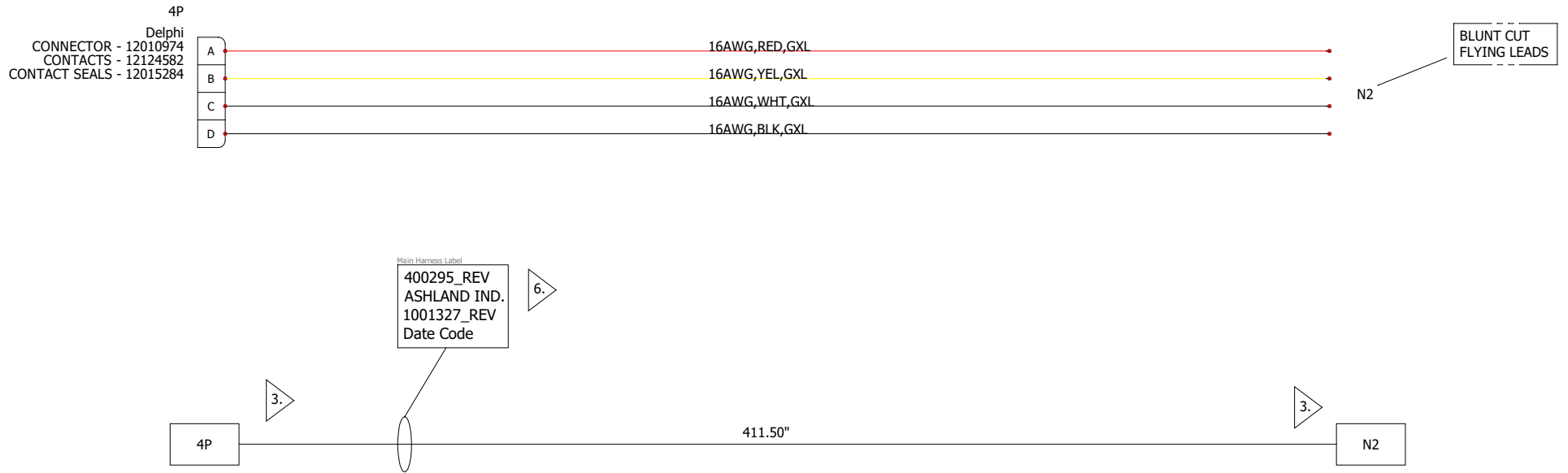
### 412630091 HARNESS DIAGRAM



# SECTION 4.00

## ELECTRICAL

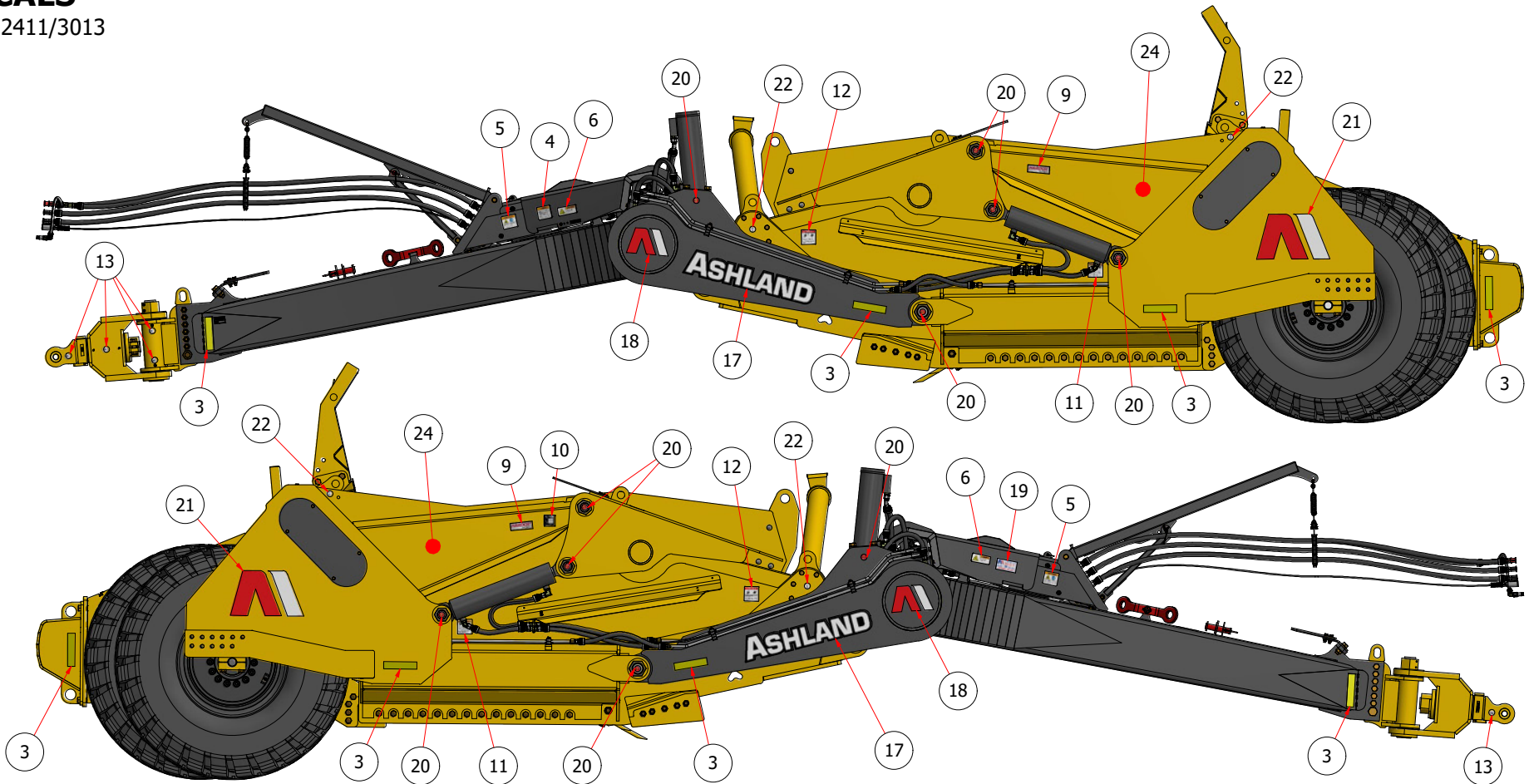
### 412630091 HARNESS DIAGRAM



# SECTION 5.00

## DECALS

2101 2411/3013

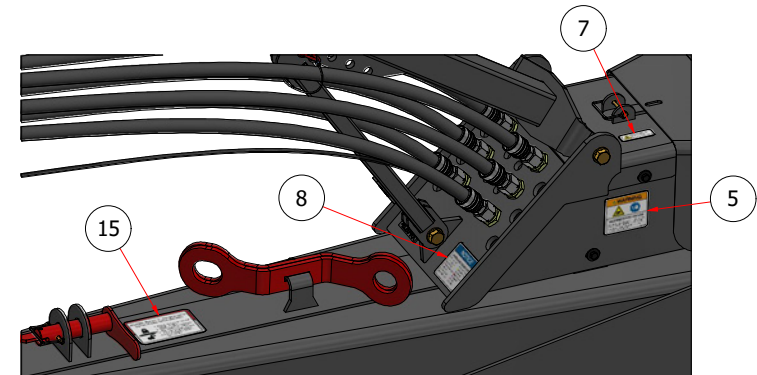
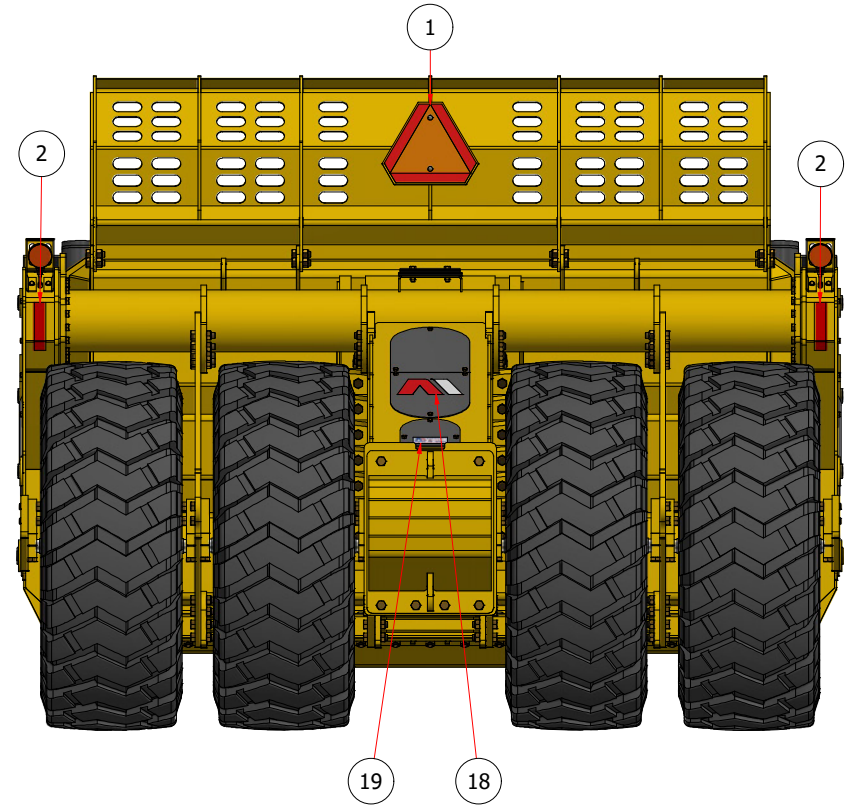
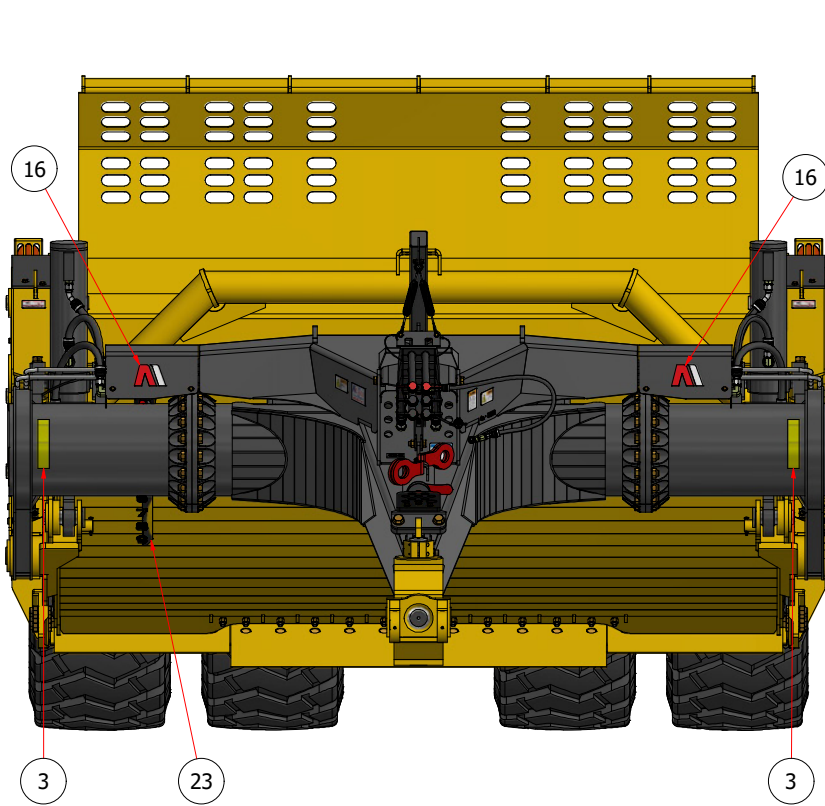


DECALS					DECALS				
ITEM	QTY	PART NUMBER	REV	DESCRIPTION	ITEM	QTY	PART NUMBER	REV	DESCRIPTION
1	1	411000002	0	Decal - SMV Sign	13	5	411000270	0	Decal - Grease Point Round
2	2	411000003	0	Decal - Reflective Tape, Red	14	4	411000271	0	Decal - Danger, Not for Lifting
3	10	411000004	0	Decal - Reflective Tape, Yellow	15	1	411000272	0	Decal - Transport Lock
4	1	411000036	1	Decal - Warning Runaway Tractor	16	2	411000274	0	Decal - AI Logo Small
5	2	411000040	2	Decal - Warning High-Pressure Hyd	17	2	411000275	0	Decal - ASHLAND Large
6	2	411000064	2	Decal - Warning Fall Hazard	18	3	411000276	0	Decal - AI Logo Large
7	1	411000097	1	Decal - Warning TH Pinch Small	19	2	411000277	0	Decal - American Built
8	1	411000207	0	Decal - Notice Color Code	20	14	411000278	0	Decal - Greaseless Point Round
9	2	411000235	0	Decal - Hardox	21	2	411000279	0	Decal - AI Logo Extra Large
10	1	411000263	0	Decal - Ashland Serial Plate	22	4	411000281	0	Decal - Lift Point Round
11	2	411000268	0	Decal - High Pressure Hazard	23	1	411000283	0	Decal - Depth Gauge
12	2	411000269	0	Decal - Pinch Point	24	2	SEE SECTION 1.06	0	Decal - Model Number

# SECTION 5.00

## DECALS

2101 2411/3013



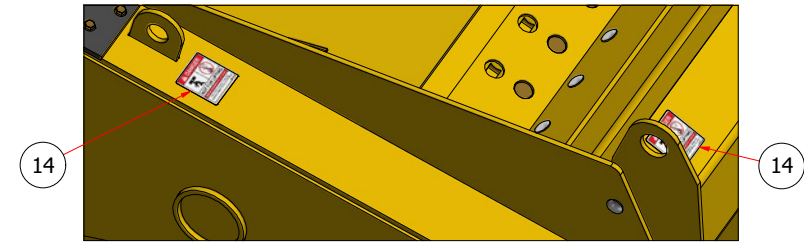
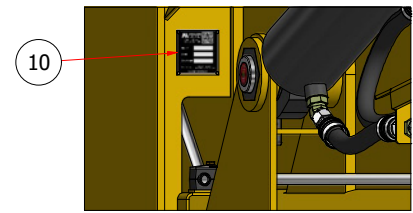
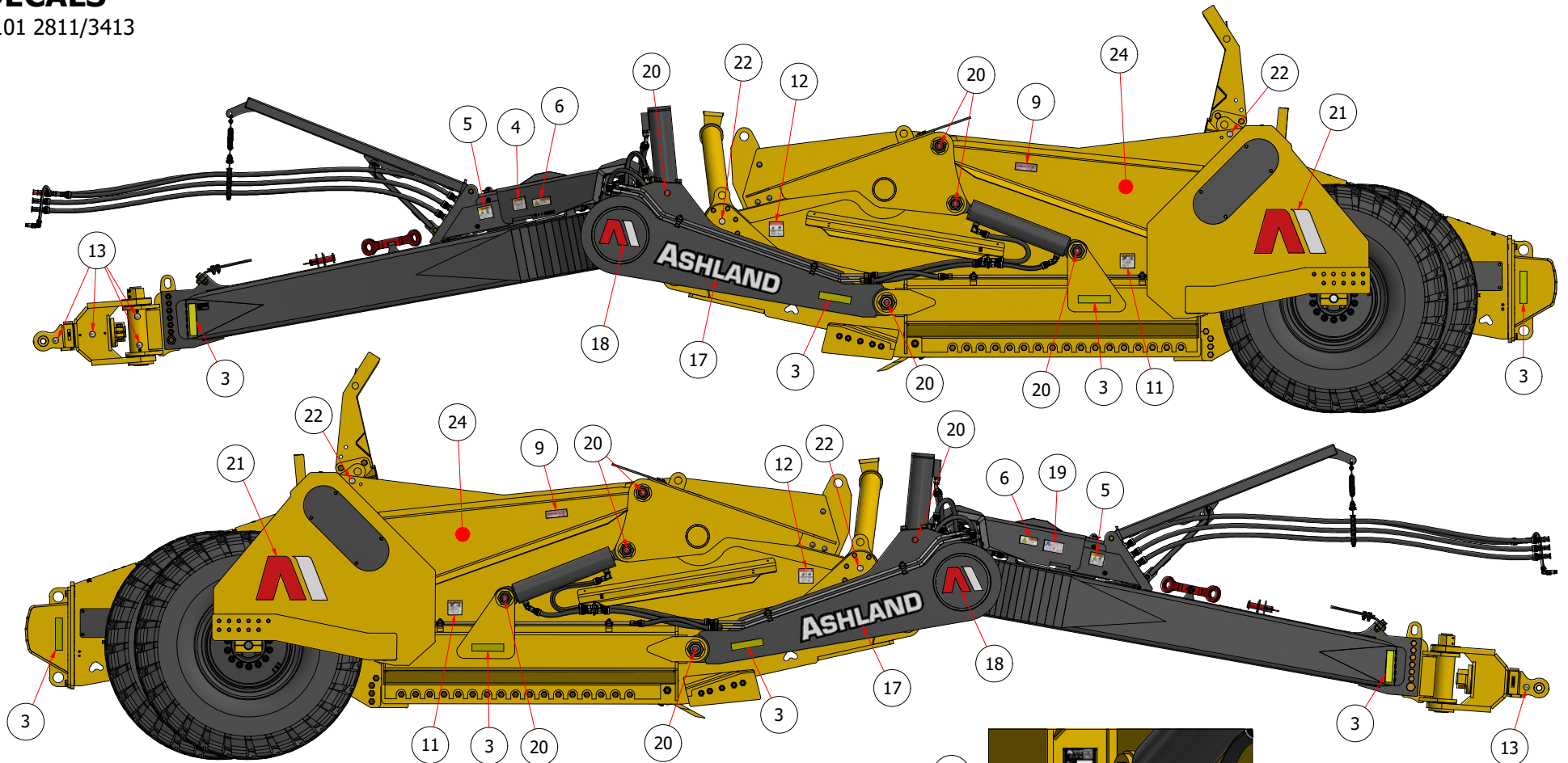
DECALS				DECALS					
ITEM	QTY	PART NUMBER	REV	DESCRIPTION	ITEM	QTY	PART NUMBER	REV	DESCRIPTION
1	1	411000002	0	Decal - SMV Sign	13	5	411000270	0	Decal - Grease Point Round
2	2	411000003	0	Decal - Reflective Tape, Red	14	4	411000271	0	Decal - Danger, Not for Lifting
3	10	411000004	0	Decal - Reflective Tape, Yellow	15	1	411000272	0	Decal - Transport Lock
4	1	411000036	1	Decal - Warning Runaway Tractor	16	2	411000274	0	Decal - AI Logo Small
5	2	411000040	2	Decal - Warning High-Pressure Hyd	17	2	411000275	0	Decal - ASHLAND Large
6	2	411000064	2	Decal - Warning Fall Hazard	18	3	411000276	0	Decal - AI Logo Large
7	1	411000097	1	Decal - Warning TH Pinch Small	19	2	411000277	0	Decal - American Built
8	1	411000207	0	Decal - Notice Color Code	20	14	411000278	0	Decal - Greaseless Point Round
9	2	411000235	0	Decal - Hardox	21	2	411000279	0	Decal - AI Logo Extra Large
10	1	411000263	0	Decal - Ashland Serial Plate	22	4	411000281	0	Decal - Lift Point Round
11	2	411000268	0	Decal - High Pressure Hazard	23	1	411000283	0	Decal - Depth Gauge
12	2	411000269	0	Decal - Pinch Point	24	2	SEE SECTION 1.06	0	Decal - Model Number



# SECTION 5.00

## DECALS

2101 2811/3413



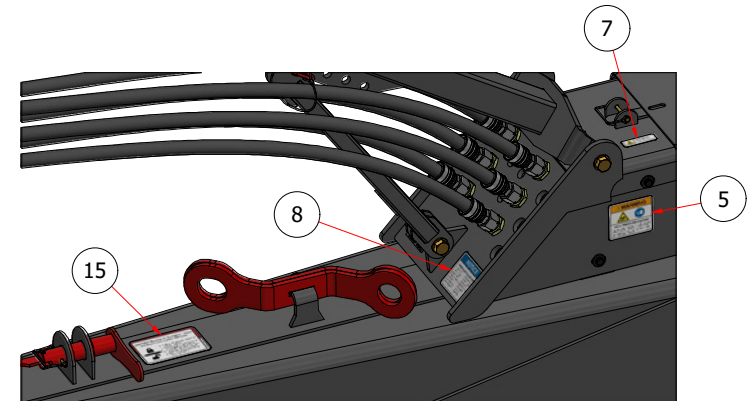
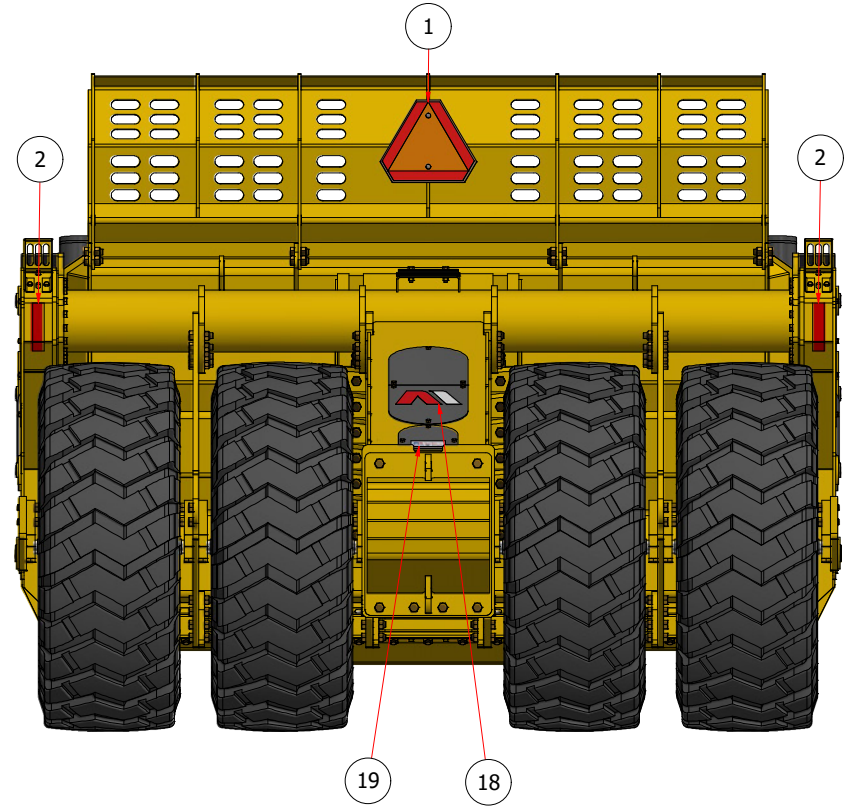
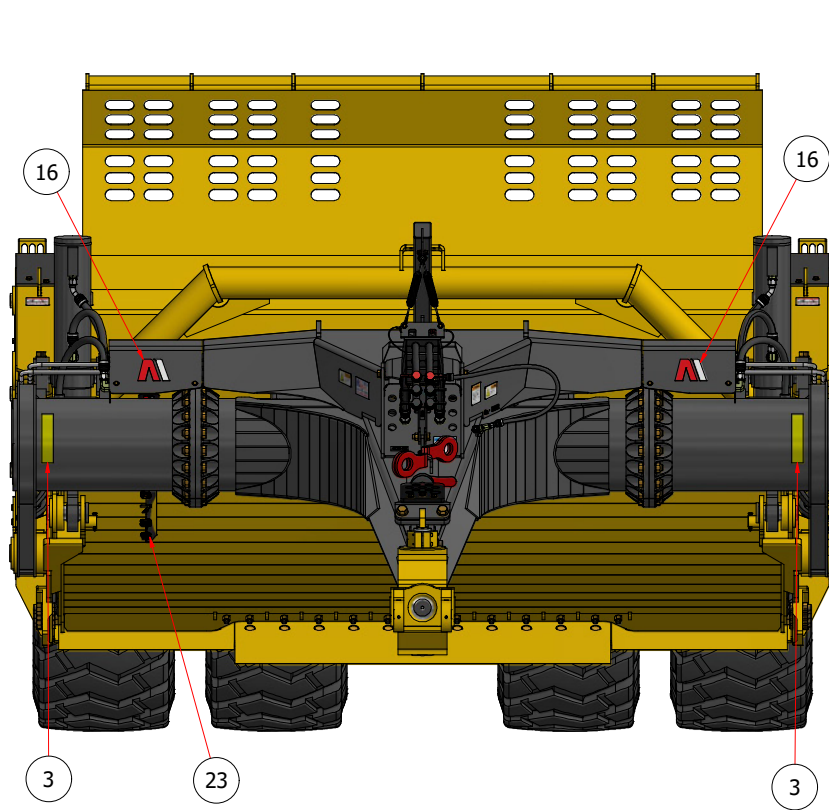
DECALS					DECALS				
ITEM	QTY	PART NUMBER	REV	DESCRIPTION	ITEM	QTY	PART NUMBER	REV	DESCRIPTION
1	1	411000002	0	Decal - SMV Sign	13	5	411000270	0	Decal - Grease Point Round
2	2	411000003	0	Decal - Reflective Tape, Red	14	4	411000271	0	Decal - Danger, Not for Lifting
3	10	411000004	0	Decal - Reflective Tape, Yellow	15	1	411000272	0	Decal - Transport Lock
4	1	411000036	1	Decal - Warning Runaway Tractor	16	2	411000274	0	Decal - AI Logo Small
5	2	411000040	2	Decal - Warning High-Pressure Hyd	17	2	411000275	0	Decal - ASHLAND Large
6	2	411000064	2	Decal - Warning Fall Hazard	18	3	411000276	0	Decal - AI Logo Large
7	1	411000097	1	Decal - Warning TH Pinch Small	19	2	411000277	0	Decal - American Built
8	1	411000207	0	Decal - Notice Color Code	20	14	411000278	0	Decal - Greaseless Point Round
9	2	411000235	0	Decal - Hardox	21	2	411000279	0	Decal - AI Logo Extra Large
10	1	411000263	0	Decal - Ashland Serial Plate	22	4	411000281	0	Decal - Lift Point Round
11	2	411000268	0	Decal - High Pressure Hazard	23	1	411000283	0	Decal - Depth Gauge
12	2	411000269	0	Decal - Pinch Point	24	2	SEE SECTION 1.06	0	Decal - Model Number



# SECTION 5.00

## DECALS

2101 2811/3413

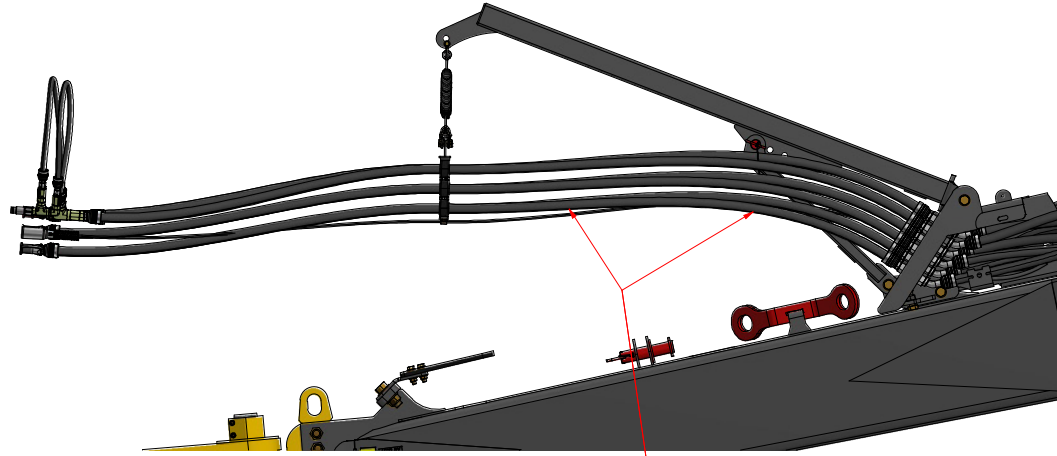


DECALS				DECALS					
ITEM	QTY	PART NUMBER	REV	DESCRIPTION	ITEM	QTY	PART NUMBER	REV	DESCRIPTION
1	1	411000002	0	Decal - SMV Sign	13	5	411000270	0	Decal - Grease Point Round
2	2	411000003	0	Decal - Reflective Tape, Red	14	4	411000271	0	Decal - Danger, Not for Lifting
3	10	411000004	0	Decal - Reflective Tape, Yellow	15	1	411000272	0	Decal - Transport Lock
4	1	411000036	1	Decal - Warning Runaway Tractor	16	2	411000274	0	Decal - AI Logo Small
5	2	411000040	2	Decal - Warning High-Pressure Hyd	17	2	411000275	0	Decal - ASHLAND Large
6	2	411000064	2	Decal - Warning Fall Hazard	18	3	411000276	0	Decal - AI Logo Large
7	1	411000097	1	Decal - Warning TH Pinch Small	19	2	411000277	0	Decal - American Built
8	1	411000207	0	Decal - Notice Color Code	20	14	411000278	0	Decal - Greaseless Point Round
9	2	411000235	0	Decal - Hardox	21	2	411000279	0	Decal - AI Logo Extra Large
10	1	411000263	0	Decal - Ashland Serial Plate	22	4	411000281	0	Decal - Lift Point Round
11	2	411000268	0	Decal - High Pressure Hazard	23	1	411000283	0	Decal - Depth Gauge
12	2	411000269	0	Decal - Pinch Point	24	2	SEE SECTION 1.06	0	Decal - Model Number

## SECTION 6.00

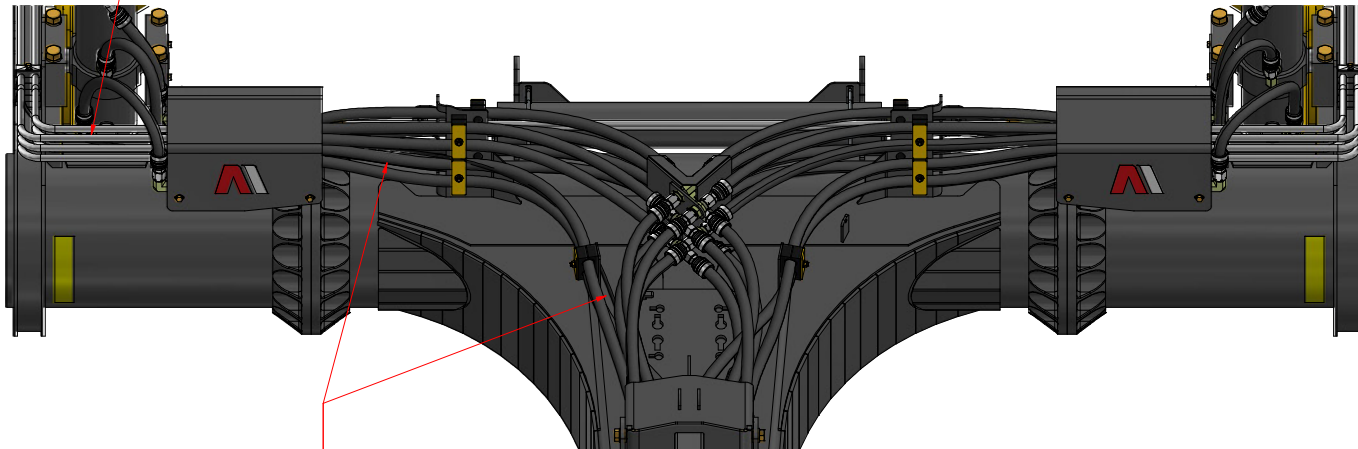
### SPIRAL WRAP

2101 2411-3413, HITCHPOLE



**SIZE: SMALL**  
**SPIRAL: 6**  
**NOTE: WRAP ELECTRICAL HARNESS TO STEEL LINE.**

**SIZE: MEDIUM**  
**SPIRAL: 6**  
**NOTE: WRAP ELECTRICAL HARNESS TO THE HOSE CLOSEST TO THE P CLIP.**

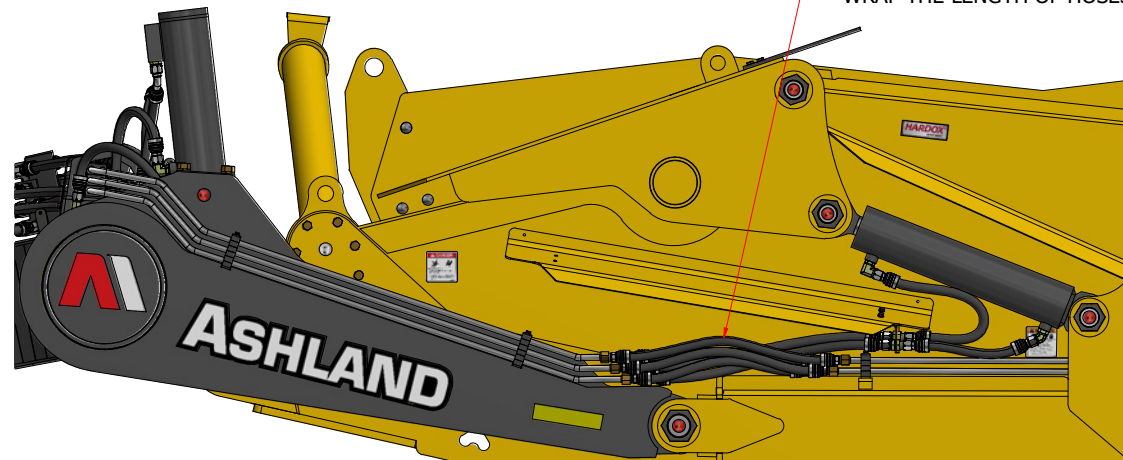


**SIZE: MEDIUM**  
**SPIRAL: 6**  
**NOTE: WRAP ELECTRICAL & EJECTOR HOSE.**

## SECTION 6.00

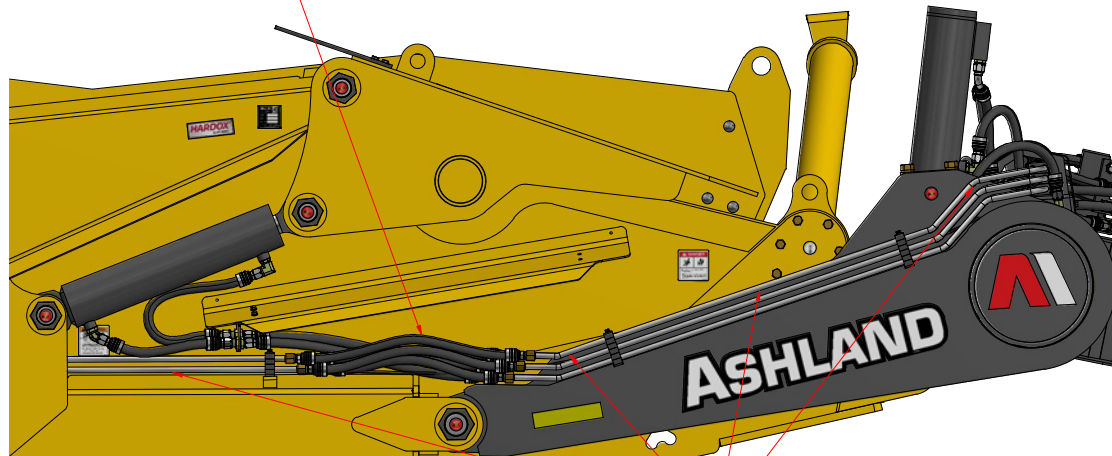
### SPIRAL WRAP

2101 2411-3413, HITCHPOLE



**SIZE:** LARGE  
**SPIRAL:** 10  
**NOTE:** STARTING 2" - 3" AWAY FROM CRIMP FITTING  
WRAP THE LENGTH OF HOSES UNTIL 10 WRAPS ARE USED.

**SIZE:** LARGE  
**SPIRAL:** 10  
**NOTE:** STARTING 2" - 3" AWAY FROM CRIMP FITTING  
WRAP THE LENGTH OF HOSES UNTIL 10 WRAPS ARE USED.



**SIZE:** SMALL  
**SPIRAL:** 8  
**NOTE:** WRAP ELECTRICAL HARNESS TO STEEL LINE.